

**ANNEX “D”**

**SAN MIGUEL CORPORATION**  
**2022**  
**PRINCIPAL PROPERTIES**

Company Name / Subsidiary		Address	Rented / Owned	Condition	Monthly Rental (In PhP, Unless Otherwise Indicated)	Expiry of Lease Contract	Terms of Renewal / Options
<b>FOOD AND BEVERAGE BUSINESS</b>							
1	<b>SAN MIGUEL BREWERY, INC.</b>						
	<b>A. DOMESTIC</b>						
	<b>Head Office</b>						
	Office Space	40 San Miguel Ave., Mandaluyong City	Owned	Good			
	<b>Production Facilities</b>						
	Polo Brewery	Marulas, Valenzuela City, Metro Manila	Owned	Good			
	San Fernando Brewery	Brgy. Quebiawan, McArthur Highway, San Fernando, Pampanga	Owned	Good			
	Sta. Rosa Brewery	Sta. Rosa Industrial Complex, Brgy. Pulong Sta. Cruz, Sta. Rosa, Laguna	Owned	Good			
	Bacolod Brewery	Brgy. Granada, Sta. Fe, Bacolod City, Negros Occidental	Owned	Good			
	Mandaue Brewery	National Highway, Brgy. Tipolo, Mandaue City	Owned	Good			
	Davao Brewery	Brgy. Darong, Sta. Cruz, Davao del Sur	Owned	Good			
	Cagayan de Oro Brewery	Sta. Ana, Tagoloan, Misamis Oriental	Building & Facilities- Owned; Land-Rented	Good	1,230,428.97	March 25, 2028	The lease may be renewed for a period of 25 years upon such terms and conditions mutually agreed upon by the parties
	<b>Sales/Area Offices and Warehouses</b>						
	San Fernando Region Office	SMC Complex, Brgy. Quebiawan, McArthur Highway, San Fernando, Pampanga	Owned	Good			
	Carmen Sales Office	Carmen East, Rosales, Pangasinan	Owned	Good			
	Dagupan Sales Office	Caranglaan Dist., Dagupan City, Pangasinan	Owned	Good			
	Baguio Sales Office	Naguilian Road, San Carlos Heights, Brgy. Irisan, Baguio City, Benguet	Owned	Good			
	Carlitan Sales Office	Pennsylvania Ave., Brgy. Madayegdeg, San Fernando, La Union	Owned	Good			
	Cauayan Sales Office	Brgy. San. Fermin, Cauayan, Isabela	Owned	Good			
	Santiago Sales Office	National Road, Brgy. Mabini, Santiago City, Isabela	Owned	Good			
	Region Office (Angeles Sales Office)	San Andres St., San Angelo Subdivision, Sto. Domingo, Angeles City, Pampanga	Owned	Good			
	Region Office	Brgy. 22, San Guillermo, San Nicolas, Ilocos Norte	Owned	Good			
	Central North Luzon Area	Brgy. Tablac, Candon City, Ilocos Sur	Owned	Good			
	Central North Luzon Area	Maharlika Highway, Brgy. Sta Maria, Lallo, Cagayan	Owned	Good			
	Guiguinto Sales Office	Cagayan Valley Rd., Brgy. Sta. Cruz, Guiguinto, Bulacan	Owned	Good			
	San Isidro Sales Office	Gapan-Olongapo Rd., Poblacion San Isidro, Nueva Ecija	Owned	Good			
	Caloocan Sales Office	A. Cruz St., Brgy. 96, Caloocan City	Owned	Good			
	Tondo Sales Office	Honorio Lopez Blvd., Guidote St., Tondo, Manila	Owned	Good			
	Cubao Sales Office	Brgy. Mangga, Cubao, Quezon City	Owned	Good			
	Portion of Tondo Sales Office	portion of Tondo S.O. - Buendia cor. Guidote St., Tondo Manila	Owned	Good			
	Novaliches Sales Office	Novaliches S.O. - Quirino Highway, Brgy. Kaligayahan, Novaliches, Quezon City, Metro Manila	Owned	Good			
	Pureza Sales Office	Brgy. 425, Zone 43, Sampaloc District, Manila	Owned	Good			
	Sta. Ana Sales Office	M. Carreon St., Brgy. 864, Sta. Ana District, Manila	Owned	Good			
	Taytay Sales Office	Manila East Rd., Brgy. Dolores, Taytay, Rizal	Owned	Good			
	Sucac Sales Office	Dr. A. Santos Ave., Bgy. San Dionisio, Parañaque City	Owned	Good			
	Parañaque Sales Office	No. 100 Bernabe Subd., Brgy. San Dionisio, Sucac, Parañaque City, Metro Manila	Owned	Good			
	Canlubang Sales Office	Silangan Exit, Canlubang, Calamba City, Laguna	Owned	Good			

Company Name / Subsidiary		Address	Rented / Owned	Condition	Monthly Rental (In PhP, Unless Otherwise Indicated)	Expiry of Lease Contract	Terms of Renewal / Options
	Lucena Sales Office	Maharlika Highway, Brgy. Isabang, Lucena City, Quezon	Owned	Good			
	Gumaca Sales Office	Maharlika Highway, Brgy. Villa Bota, Gumaca, Quezon	Owned	Good			
	Naga Sales Office	Maharlika Highway, Brgy. Concepcion Grande Pequeña, Naga City, Camarines Sur	Owned	Good			
	Puerto Princesa Sales Office	Brgy. Mandaragat, Puerto Princesa City, Palawan	Owned	Good			
	San Jose Sales Office	Aurora Quezon and Calderron St., Brgy. Labangan, San Jose, Occidental Mindoro	Owned	Good			
	Batangas Sales Office	National Rd., Brgy. Balagtas, Batangas City, Batangas	Owned	Good			
	South Luzon Area	Ayala Highway, Brgy. Balintawak, Lipa City, Batangas	Owned	Good			
	Bacolod Region Office (Bacolod Sales Office)	Brgy. Granada, Sta. Fe, Bacolod City, Negros Occidental	Owned	Good			
	Iloilo Sales Office	Muelle Loney St., Brgy. Legaspi, Iloilo City	Owned	Good			
	Himamaylan Sales Office	National Hi-way, Brgy. 4, Himamaylan City, Negros Occidental	Owned	Good			
	Negros	Flores St., Brgy. Sum-Ag, Bacolod City, Negros Occidental	Owned	Good			
	Numancia Sales Office	Brgy., Camansi Norte, Numancia, Aklan	Owned	Good			
	Roxas Sales Office	Brgy. Libas, Roxas City, Capiz	Owned	Good			
	IGBR Region Office	Meliza St. Brgy. Zamora, Iloilo City	Owned	Good			
	CV North & South Region Offices	National Highway, Brgy. Tipolo, Mandaue City	Owned	Good			
	Region Office	Brgy. Darong Sta. Cruz, Davao del Sur	Owned	Good			
	Davao Sales Office	National Highway, Bgy. Ulas, Talomo, Davao City	Owned	Good			
	Region Office	National Highway, Brgy. Magugpo, Tagum City	Owned	Good			
	Mindanao	Sergio Osmeña, Brgy. Poblacion, Koronadal City	Owned	Good			
	Region Office	National Highway, Brgy. Lagao, Gen. Santos City	Owned	Good			
	Opol Sales Office	National Highway, Brgy. Luyong Bonbon, Opol, Misamis Oriental	Owned	Good			
	Zamboanga Sales Office	R.T. Lim Blvd., Baliwasan, Zamboanga City	Owned	Good			
	Mindanao	Brgy. Bongtod, Tandag City, Surigao del Sur	Owned	Good			
	Mindanao	J.P. Rizal Ave., Poblacion, Digos City	Owned	Good			
	Butuan Sales Office	R. Calo St., Fort Poyohan, Butuan City	Owned	Good			
	Cabanatuan Sales Office	Cabanatuan S.O. - No. 140 Duran Compound, Maharlika Highway, Brgy. Bitas, Cabanatuan City	Land & Building-Rented	Good	91,957.13	January 31, 2025	Renewable upon mutual agreement of both parties.
	Region Office	Region Office - #578 P. Burgos St. Cabanatuan City, Nueva Ecija	Land & Building-Rented	Good	43,515.12	May 31, 2024	Renewable upon mutual agreement of both parties
	Warehouse	Barangay Sta. Rita, Guiguinto, Bulacan	Warehouse Parking space - rented	Good	349,025.00	May 31, 2024	Renewable upon mutual agreement of both parties
	Valenzuela Sales Office	Valenzuela S.O. - Bldg. 23 Plastic City Cpd., #8 T. Santiago St., Brgy. Canumay, Valenzuela City, Metro Manila	Land, Warehouse and Open Space-Rented	Good	355,982.24	April 30, 2023	Renewable upon mutual agreement of both parties
	Warehouse (Balintawak Sales Office)	Kaingin Rd., Brgy. Apolonio Samson, Balintawak, Quezon City	Land, Warehouse and Open Space-Rented	Good	780,995.00	September 30, 2025	Renewable upon mutual agreement of both parties
	Warehouse	Kaingin Rd., Brgy. Apolonio Samson, Balintawak, Quezon City	Warehouse-Rented	Good	252,510.00	November 30, 2023	Renewable upon mutual agreement of both parties
	Warehouse	685 Tandang Sora Ave., Quezon City	Warehouse-Rented	Good	163,035.71	May 31, 2024	The Contract is subject to renewal or extension under such terms and conditions as may be mutually agreed upon between the parties in writing.
	Pasig Sales Office	Pasig S.O. - Mercedes Ave., Pasig City, Metro Manila	Land & Warehouse-Rented	Good	1,328,284.54	December 31, 2024	Renewable upon mutual agreement of both parties

Company Name / Subsidiary		Address	Rented / Owned	Condition	Monthly Rental (In PhP, Unless Otherwise Indicated)	Expiry of Lease Contract	Terms of Renewal / Options
	Masbate Sales Office	Bgy. Pinamarbuan, Mobo, Masbate	Land, Warehouse and Open Space-Rented	Good	195,142.50	March 31, 2026	Renewable upon mutual agreement of both parties
	Legazpi Sales Office	Legazpi S.O. - Tahao Street, Bgy. Gogon, Legaspi City, Bicol	Warehouse, Office & Open Space-Rented	Good	314,067.60	December 31, 2022	Renewable upon mutual agreement of both parties
	Dasmariñas Sales Office	Dasmariñas S.O. - Brgy. Langkaan II, Governors Drive, Dasmariñas, Cavite	Warehouse-Rented	Good	501,187.50	January 31, 2024	Renewable upon mutual agreement of both parties
	Bacoor Sales Office	Bacoor S.O. - Tirona Highway, Habay 1, Bacoor, Cavite	Warehouse-Rented	Good	511,875.00	March 31, 2023	Renewable upon mutual agreement of both parties
	Bulan Sales Office	Bulan S.O. - T. de Castro St., Zone 8, Bulan, Sorsogon	Warehouse-Rented	Good	140,910.00	October 31, 2023	Renewable upon mutual agreement of both parties
	Pila Sales Office	Pila S.O. - Brgy. Bulilan Norte, National Highway, Pila, Laguna	Warehouse-Rented	Good	267,857.14	September 30, 2023	Renewable upon mutual agreement of both parties
	Dumaguete Region Office	Dumaguete Region Office - Brgy. Pulang Tubig, Dumaguete City	Land & Land Improvement-Rented	Good	74,529.00	December 31, 2024	Renewable at the option of the lessee
	Dumaguete Sales Office	Dumaguete S.O. - Brgy. Pulang Tubig, Dumaguete City	Warehouse-Rented	Good	110,250.00	September 30, 2023	Renewable upon mutual agreement of both parties
	Iloilo Sales Office	Brgy. Pagduque, Dumanas, Iloilo	Warehouse-Rented	Good	325,968.00	June 15, 2024	Renewable upon mutual agreement of both parties
	Catbalogan Sales Office	Samar Region Office - San Bartolome St., Catbalogan, Samar	Warehouse & Open Space-Rented	Good	92,000.00	November 30, 2031	Renewable upon mutual agreement of both parties
	Catbalogan Sales Office	Samar Region Office - San Bartolome St., Catbalogan, Samar	Warehouse, Office Space & Open Space- Rented	Good	187,000.00	November 30, 2031	Renewable upon mutual agreement of both parties
	Tagbilaran Sales Office	Tagbilaran S.O. - Tomas Cloma Ave., Taloto District, Tagbilaran City, Bohol	Warehouse-Rented	Good	160,714.29	October 31, 2024	Renewable upon mutual agreement of both parties
	Tacloban Sales Office/Region Office	Fatima Village, Tacloban City, Leyte	Portion of Land- Rented/Portion of Land- Owned	Good	227,517.79	May 31, 2024	Renewable upon mutual agreement of both parties
	Caraga Region Office	715 Molave St., Guingona Subd. Butuan City, Agusan del Norte	Land & Land Improvement-Rented	Good	115,473.09	August 31, 2025	Renewable upon mutual agreement of both parties
	Butuan Sales Office	Along Montilla Boulevard, Villa Kananga, Butuan City	Warehouse Facilities and Office-Rented	On-going construction of facility	468,750.00	September 30, 2026	Renewable upon mutual agreement of both parties
	Region Office	Brgy. Aguada, Ozamiz City	Building-Rented	Good	127,145.53	August 31, 2032	Renewable upon mutual agreement of both parties
	Liloy Sales Office	Liloy S.O. - Baybay, Liloy, Zamboanga del Norte	Warehouse-Rented	Good	75,892.86	September 30, 2024	Renewable upon mutual agreement of both parties
	Dipolog Sales Office	Dipolog S.O. - Sta. Filomena, Dipolog City	Warehouse-Rented	Good	50,892.86	September 30, 2025	Renewable upon mutual agreement of both parties
	<b>Terminal</b>						
	Bataan Malt Terminal (land, building, machineries & equipment, furnitures & fixtures)	Mariveles, Bataan	Building & Facilities- Owned; Land-Rented	Good	661,029.65	April 30, 2025	Renewable upon mutual agreement of both parties

Company Name / Subsidiary	Address	Rented / Owned	Condition	Monthly Rental (In PhP, Unless Otherwise Indicated)	Expiry of Lease Contract	Terms of Renewal / Options
<b>Investment Properties</b>	Brgy. Estefania, Bacolod City (9 lots)	Owned	Good			
	No. 31 Rosario St., Brgy. Granada, Bacolod City	Owned	Good			
	Brgy. Penabatan, Pulilan, Bulacan	Owned	Good			
	L26 B11, Brgy. Sto.Domingo, Sta.Rosa, Laguna	Owned	Good			
	Jaro, Iloilo (2 lots)	Owned	Good			
	Barrio of Tinajeros, Malabon City (2 lots)	Owned	Good			
	Bo. of San Jose and Poblacion Cabanatuan City (3 lots)	Owned	Good			
	Barrio of Mallorca, San Leonardo. Nueva Ecija (2 lots)	Owned	Good			
	Poblacion, San Leonardo. Nueva Ecija	Owned	Good			
	Lot 5009 Imus Estate, Imus Cavite	Owned	Good			
	Imus Friar, Imus, Prov. of Cavite (2 lots)	Owned	Good			
	Lot 5159 Poblacion, Imus Prov. Of Cavite	Owned	Good			
	Barrio of San Rafael & San Roque (2 lots)	Owned	Good			
	Bo. Of Pob. 2nd Municipality of Tarlac (2 lots)	Owned	Good			
	71-B-3-B-4 Barrio Suizo Municipality of Tarlac	Owned	Good			
	Bgy. Paringao, Municipality of Bauang, La Union	Owned	Good			
	Bo. Mabilao, San Fabian, Pangasinan (5 lots)	Owned	Good			
	Brgy. Gabut Norte, Badoc, Ilocos Norte	Owned	Good			
	Pozorrubio, Pangasinan	Owned	Good			
<b>B. INTERNATIONAL</b>						
<b>Breweries</b>						
San Miguel Beer (Thailand) Ltd.	89 Moo2, Tiwanon Rd., Baan Mai, Muang , Pathumtani 12000, Thailand	Owned	Good			
PT Delta Djakarta Tbk	Jalan Inspeksi Tarum Barat Desa Setia Darma Tambun Bekasi Timur 17510, Indonesia	Building Owned. Land under Land Use Rights	Good			
San Miguel (Guangdong) Brewery Co.,Ltd	San Miguel Road 1#, Longjiang Town, Shunde District, Guangdong Province, China	Owned	Good			
San Miguel (Baoding) Brewery Co. Ltd.	Shengli street, Tianwei West Road, Baoding City, Hebei Province, China	Owned	Good			
San Miguel Brewery Vietnam Ltd.	Quoc Lo 1 , Suoi Hiep , Dien Khanh , Khanh Hoa	Owned	Good			
San Miguel Brewery Hong Kong Limited	22 Wang Lee Street, Yuen Long Industrial Estate, Yuen Long, New Territories, Hong Kong	Building-Owned; Land-Rented	Good	HKD 207,333.00	2047	No renewal options
<b>Sales/Area Offices and Warehouses</b>						
San Miguel (China) Investment Co. Ltd.	1-7A, 1-11A, 1-12A, 1-9C, 1-7C Parkview Tower Chaoyang District Beijing 100027, China	Owned	Good			
San Miguel Brewery Hong Kong Limited	9 <sup>th</sup> Floor, Citimark Building , No.28 Yuen Shun Circuit, Siu Lek Yuen, Shatin, NT, Hong Kong	Land-Rented	Good	HKD 38,683.00	2047	No renewal options
San Miguel Brewery Hong Kong Limited	San Miguel Industrial Building, No. 9-11 Shing Wan Road, Tai Wai, Shatin, NT, Hongkong	Land-Rented	Good	HKD 18,372.00	2047	No renewal options

Company Name / Subsidiary	Address	Rented / Owned	Condition	Monthly Rental (In PhP, Unless Otherwise Indicated)	Expiry of Lease Contract	Terms of Renewal / Options
San Miguel (Guangdong) Brewery Co.,Ltd						
San Miguel (Guangdong) Brewery Co.,Ltd	San Miguel Road 1#, Longjiang Town, Shunde District, Guangdong Province, China	Land-Rented	Good	Entire rent paid at the start of lease term	May 01, 2053	Renewal 1 month before expiration date.
Guangzhou Admin Office	Room 702, No. 98, South East Road, Yuexiu District, Guangzhou, Unit A and unit B	Office Space-Rented	Good	2021/6/16-2022/6/15 RMB11,020.00 2022/6/16-2023/6/15 RMB11,571.00	June 15, 2023	At the end of contract, in the same condition, we have the priority right of renewal, lease and rent will be discussed by both parties .
Shenzhen Sales Office	Kaijiada building, no. 1 industrial park road, dalang street office, longhua district, shenzhen city	Office Space-Rented	Good	RMB 4,876.00	November 11, 2023	At the end of contract, in the same condition, we have the priority right of renewal, lease and rent will be discussed by both parties .
Zhongshan Sales Office	Qijiang Road,Shaxi District, Zhongshan City, China	Office Space-Rented	Good	RMB 1,500.00	November 29, 2023	At the end of contract ,in the same condition, We have the priority right of renewal, lease and rent will be discussed by both parties.
Foshan Jinhai Yashihui	No.110 Yuhe Road, Shunde District Foshan, China	Dormitory-Rented	Good	RMB 11,800.00	June 30, 2023	At the end of contract, in the same condition, we have the priority right of renewal, lease and rent will be discussed by both parties .
Foshan DingYi	No.26 Kerun Road, Chancheng District Foshan, China	Dormitory-Rented	Good	RMB 5,400.00	December 01, 2023	At the end of contract, in the same condition, we have the priority right of renewal, lease and rent will be discussed by both parties .
San Remo Taiwan (SRT)						
San Miguel Company Ltd. Taiwan Branch-Taipei	3F-3, No.167, Fusing N. Rd., Taipei, Taiwan (ROC)	Office Space-Rented	Good	NT\$140,000.00	April 15, 2025	At the end of contract , lease and rent will be discussed by both parties .
San Miguel Company Ltd. Taiwan Branch-Kaohsiung	No.305-6, Renlin Rd., Renwu Dist., Kaohsiung City 814, Taiwan (R.O.C.)	Office Space-Rented	Good	NT\$70,000.00	April 30, 2023	At the end of contract , lease and rent will be considered by landlord.
San Miguel Company Ltd. Taiwan Branch-Taichung	No.159, Shuwang Rd., Dali Dist., Taichung City 412, Taiwan (R.O.C.)	Office Space-Rented	Good	NT\$39,000.00	December 30, 2023	At the end of contract , lease and rent will be considered by landlord.
San Miguel Company Ltd. Taiwan Branch-North Region Warehouse	No. 34-88, Dahu Rd., Guishan Dist., Taoyuan City 333, Taiwan (R.O.C.)	Office Space-Rented	Good	Based on space used.	December 31, 2022	Extend agreement 1 year automatically if no expression of intent from both parties
San Miguel China Investment Company Limited	Room 701, Tower 1, Xiaoyun Center, Xiaguangli, No. 15 Chaoyang District, Beijing China 100026	Office Space-Rented	Good	RMB 45,152.00	September 23, 2024	Renewable upon mutual agreement of both parties
San Miguel Baoding Brewery Company Limited						
San Miguel Baoding Brewery Company Limited	Shengli Street, Tianwei West Road, Baoding City, Hebei Province, China	Land-Rented	Good	Entire rent paid at the start of lease term	June 01, 2046	Renewable upon mutual agreement of both parties
San Miguel Baoding Brewery Company Limited	1-1-2601, Zhengyulvgu, Chaoyang North Street, Baoding City , Hebei Province, China	Office Space-Rented	Good	RMB 3,826.17	March 06, 2023	Renewable upon mutual agreement of both parties
San Miguel Marketing Thailand Limited						
North sales office	North Office 403/5 Lumpoon Road, Wadked , Amphor Muang , Lumpoon	Office Space-Rented	Good	THB 13,684.21	December 31, 2022	Renewable upon mutual agreement of both parties
South sales office (Phuket)	14/4 Moo 4 , Tambon Wichit Amphor Muang, Phuket	Office Space-Rented	Good	THB 23,157.90	December 31, 2022	Renewable upon mutual agreement of both parties
South sales office (Samui)	44/38 Moo 1 Tambon Maenam,Amphur Koh Samui Suratthani	Office Space-Rented	Good	THB 21,052.63	December 31, 2022	Renewable upon mutual agreement of both parties
Northeast sales office	44/50 Moo 3 Chataphadung Rd, Thumbon Naimuang, Amphur Muang Khonkean	Office Space-Rented	Good	THB 11,578.95	December 31, 2022	Renewable upon mutual agreement of both parties
Pattaya sales office	263/91 Moo 12 Tambon Nongprue Banglamung Chonburi	Office Space-Rented	Good	THB 25,263.16	December 31, 2022	Renewable upon mutual agreement of both parties

Company Name / Subsidiary		Address	Rented / Owned	Condition	Monthly Rental (In PhP, Unless Otherwise Indicated)	Expiry of Lease Contract	Terms of Renewal / Options
	San Miguel Brewery Vietnam Limited						
	San Miguel Brewery Vietnam Ltd.	Quoc Lo 1 , Suoi Hiep , Dien Khanh, Khanh Hoa	Land-Rented	Good	VND 44,185,733	November 12, 2024	Renewable upon mutual agreement of both parties
	Ho Chi Minh Sales Office	180 Nguyen Van Troi Street , Ward 8, Phu Nhuan District, Ho Chi Minh City	Office Space-Rented	Good	USD 7,251.82	April 01, 2023	Renewable upon mutual agreement of both parties
	Da Nang Sales Office	180 2/9 Street, Da Nang City, Vietnam	Office Space-Rented	Good	VND 28,000,000	October 05, 2023	Renewable upon mutual agreement of both parties
	Nha Trang Sales Office	60 D Tran Nhat Duat Phuoc Hoa Nha Trang	Office Space-Rented	Good	VND 25,000,000	March 31, 2023	Renewable upon mutual agreement of both parties
	Ho Chi Minh Warehouse	2 Xa Lo Truong Son, Hiep Binh Phuoc Ward, Thu Duc District, TP.HCM, Vietnam	Warehouse-Rented	Fair	VND 31,385,600	May 09, 2024	Renewable upon mutual agreement of both parties
	Vung Tau Sales Office	80 Huyen Trang Cong Chua Ward 8, Vung Tau	Rented	Good	VND 7,000,000	June 30, 2023	Renewable upon mutual agreement of both parties
	Apartment	157 Vo Thi Sau, Ward Vo Thi Sau, District 3, Ho Chi Minh City	Rented	Good	VND 15,500,000	August 18, 2023	Renewable upon mutual agreement of both parties
	DOANH NGHIEP TU NHAN VAN LOI	305C/12 Nguyen Van Troi, Ward 01, Tan Binh District, TP.HCM, Vietnam	Rented	Good	VND 17,654,400	April 30, 2023	Renewable upon mutual agreement of both parties
<b>2</b>	<b>GINEBRA SAN MIGUEL, INC.</b>						
	<b>A. HEAD OFFICE</b>						
	GSMI Office Space	3rd and 6th Floors SMPC Bldg., St. Francis Ave., Ortigas Centre, Mandaluyong City	Owned	Good			
	GSMI Office Space	5th Floor SMPC Bldg., St Francis Ave., Ortigas Center, Mandaluyong City	Rented	Good	1,080,185.03	August 31, 2023	Renewable upon mutual agreement of both parties
	<b>B. NORTH LUZON</b>						
	<b>Plants</b>						
	GSMI Sta. Barbara Plant (Land and Facilities)	Tebag West, Sta. Barbara, Pangasinan	Owned	Good			
	EPSBPI Cauayan Plant (Land and Facilities)	San Fermin, Cauayan, Isabela	Owned	Good			
	<b>Warehouse/Sales Office</b>						
	GSMI Cauayan Sales Office	327 Prenza Highway, San Fermin, Cauayan Isabela	Owned	Good			
	GSMI Pua Warehouse 1	Don Jose Canciller St., Cauayan City, Isabela	Rented	Good	398,088.00	March 31, 2023	Renewable upon mutual agreement of both parties
	Pua Warehouse 2	Don Jose Canciller St., Cauayan City, Isabela	Rented	Good	322,560.00	January 31, 2023	Short Term Lease Only
	Pua Warehouse 3	Don Jose Canciller St., Cauayan City, Isabela	Rented	Good	239,877.12	February 28, 2023	Short Term Lease Only
	GSMI La Union Sales Office	Lee Building, Natl. Hiway, Brgy. Carlatan, San Fernando City, La Union	Rented	Good	17,368.42	December 31, 2022	Renewable upon mutual agreement of both parties
	GSMI La Union Sales Office - Bauang	Disso-or Bauang La Union	Rented	Good	36,000.00	August 31, 2024	Renewable upon mutual agreement of both parties
	GSMI Lunec Warehouse 1 and 2	Brgy. Lunec, Malasiqui, Pangasinan	Rented	Good	686,700.00	March 31, 2023	Renewable upon mutual agreement of both parties
	Lunec Warehouse 3	Brgy Lunec, Malasiqui Pangasinan	Rented	Good	343,350.00	March 15, 2023	Short Term Lease Only
	GSMI San Fernando Sales Office	#162 Baliti 2000 City of San Fernando Pampanga	Rented	Good	475,000.00	December 31, 2022	Renewable upon mutual agreement of both parties

Company Name / Subsidiary	Address	Rented / Owned	Condition	Monthly Rental (In PhP, Unless Otherwise Indicated)	Expiry of Lease Contract	Terms of Renewal / Options
<b>Depot</b>						
GSMI Alcohol Depots #1 and #2	Brgy. Namonitan, Sto. Tomas (Damortis), La Union	Owned	Good			
<b>Land</b>						
GSMI Lingayen Property	Libsong East, Lingayen, Pangasinan	Owned	Good			
GSMI Olongapo Property	Sta. Rita, Olongapo City, Zambales	Owned	Good			
<b>C. GMA</b>						
<b>Warehouse/Sales Office</b>						
GSMI Pasig (C5) Sales Office (Warehouse Space, Parking Space and Parking Space with Bathroom)	Maja Compound, Canley Road Corner E. Rodriguez (C5), Bagong Ilog, Pasig City	Rented	Good	985,327.51	March 15, 2023	Renewable upon mutual agreement of both parties
GSMI Sucat Parañaque Sales Office	#8380 Dr. A. Santos Avenue, BF Homes, Parañaque City	Owned	Good			
<b>D. SOUTH LUZON</b>						
<b>Plants</b>						
GSMI Lucena Plant (Land and Facilities)	Bgy. Gulang-gulang, Lucena City, Quezon	Owned	Good			
EPSBPI Ligao Plant (Land and Facilities)	Km 503, Hacienda Mitra, Paulog, Ligao City, Albay	Owned	Good			
GSMI Cabuyao Plant (Land and Facilities)	Silangan Industrial Estate, Brgy. Pittland, Terelay Phase, Cabuyao, Laguna	Owned	Good			
<b>Warehouse/Sales Office</b>						
GSMI Ligao Sales Office	Km. 503, Hacienda Mitra, Brgy. Paulog, Ligao City, Albay 4504	Owned	Good			
EPSBPI Warehouse Extension	Km. 503, Hacienda Mitra, Brgy. Paulog, Ligao City, Albay 4504	Owned	Good			
Calamba Sales Office	National Road, Brgy, Paciano Rizal, Calamba Laguna	Rented	Good	585,200.00	February 15, 2023	Renewable upon mutual agreement of both parties
GSMI Sales Admin Office	1080 Dona Aurora Boulevard, Gulang-gulang, Lucena City	Rented	Good	23,325.00	November 30, 2023	Renewable upon mutual agreement of both parties
GSMI Legazpi Warehouse 1	Barangay 42, Rawiz Legazpi City	Rented	Good	126,000.00	June 30, 2023	Renewable upon mutual agreement of both parties
GSMI Legazpi Warehouse 2	Barangay 42, Rawiz Legazpi City	Rented	Good	105,000.00	June 30, 2023	Renewable upon mutual agreement of both parties
GSMI Pagsanjan Sales Office	Sitio Ilaya Sabang 4008 Pagsanjan Laguna	Rented	Good	36,000.00	November 19, 2023	Renewable upon mutual agreement of both parties
GSMI Calamba Warehouse 2 & 3	Brgy. Lawa Calamba Laguna	Rented	Good	660,000.00	March 15, 2023	Short Term Lease Only
GSMI Calamba Warehouse 4 & 5	Brgy. Lawa Calamba Laguna	Rented	Good	660,000.00	February 28, 2023	Short Term Lease Only
GSMI Calamba Warehouse 6 & 7	Brgy. Lawa Calamba Laguna	Rented	Good	660,000.00	February 28, 2023	Short Term Lease Only
GSMI Calamba Warehouse 8, 9 & 10	Brgy. Lawa Calamba Laguna	Rented	Good	1,020,000.00	February 28, 2023	Short Term Lease Only
Naga Warehouse 1	Brgy. Del Rosario, Naga, Cam Sur	Rented	Good	120,000.00	March 15, 2023	Short Term Lease Only
Naga Warehouse 2	Brgy. Del Rosario, Naga, Cam Sur	Rented	Good	240,000.00	February 15, 2023	Short Term Lease Only
Tabaco Warehouse 1	Brgy. San Carlos, Tabaco City, Albay	Rented	Good	227,376.00	February 28, 2023	Short Term Lease Only
Tabaco Warehouse 2	Brgy. San Carlos, Tabaco City, Albay	Rented	Good	113,688.00	February 28, 2023	Short Term Lease Only



Company Name / Subsidiary	Address	Rented / Owned	Condition	Monthly Rental (In PhP, Unless Otherwise Indicated)	Expiry of Lease Contract	Terms of Renewal / Options
<b>Depot</b>						
GSMI Cotta Depot	Francisco Ferdinand St., Teacher's Village, Bgy. Cotta, Lucena City	Owned	Good			
GSMI Tabangao Depot (Land and Tanks)	Bgy. Tabangao, Aplaya, Batangas City	Owned	Good			
GSMI Alcohol Depot (Tank 2)	BBTI, Bauan, Batangas	Rented	Good	156,000.00	December 31, 2022	Renewable at the option of the lessee
GSMI Alcohol Depot (Tanks 1,3,8 & 9)	BBTI, Bauan, Batangas	Rented	Good	832,000.00	December 31, 2022	Renewable at the option of the lessee
GSMI Alcohol Depot (Tanks 4,5,6 & 7)	BBTI, Bauan, Batangas	Rented	Good	1,560,000.00	December 31, 2022	Renewable at the option of the lessee
<b>E. VISAYAS</b>						
<b>Plants</b>						
GSMI Mandaue Plant (Land and Facilities)	Subangdaku, Mandaue City, Cebu	Owned	Good			
GSMI Bago Plant (Land and Facilities)	Brgy. Calumangan, Bago City, Negros Occidental	Owned	Good			
DBI Alcohol Distillery (Land and Facilities)	Km 13.5, Brgy. Taloc, Bago City, Negros Occidental	Owned	Good			
DBI Deepwell Sites (Land and Facilities)	Brgy. Taloc, Bago City, Negros Occidental	Owned	Good			
<b>Warehouse/Sales Office</b>						
GSMI Warehouse - K	Mandaue Port, J. Cenniza St., Looc, Mandaue City	Owned	Good			
GSMI Bago City Sales Office	Km 13.5, Brgy. Taloc, Bago City, Negros Occidental	Owned	Good			
Distileria Bago, Inc. (Aged Alcohol Warehousing and Management)	Brgy. Taloc, Bago City, Negros Occidental	Owned	Good			
GSMI Tacloban Sales Office	Picas Sagkahan, Diversion Road, Brgy. 59, Tacloban City	Rented	Good	15,000.00	October 31, 2023	Renewable upon mutual agreement of both parties
GSMI Iloilo Sales Office	Brgy. Quintin Salas, Jaro, Iloilo City	Rented	Good	50,000.00	January 31, 2025	Renewable upon mutual agreement of both parties
GSMI Nothern Samar Sales Office	Sitio Cabicalan Londres Allen, Northern Samar	Rented	Good	50,000.00	August 31, 2023	Waiting for contract
GSMI Goldmark Warehouse	T. Villa St. T. Padilla., Cebu City	Rented	Good	499,200.00	April 30, 2024	Waiting for contract
<b>Depot</b>						
GSMI Ouano Alcohol Depot	Brgy. Looc, City of Mandaue, Island of Cebu	Owned	Good			
<b>Land</b>						
DBI Relocation Site	Brgy. Calumangan, Bago City, Negros Occidental	Owned	Good			
DBI (160sq.m new acquisition)	Brgy. Taloc, Bago City, Negros Occidental	Owned	Good			
GSMI Looc Land (Depot)	Mandaue Port, J. Cenniza St., Looc Mandaue City	Owned	Good			
<b>F. MINDANAO</b>						
<b>Warehouse/Sales Office</b>						
GSMI Davao Warehouse and Sales Office	Brgy. Talomo, Ulas, Davao City	Owned	Good			
GSMI Pagadian Sales Office	2nd flr., Nesoricom Prime Arcade, National Highway, Tiguma, Pagadian City	Rented	Good	17,894.74	May 31, 2023	Renewable upon mutual agreement of both parties
GSMI Cagayan de Oro Sales Office	Limac Warehouse Diversion Road Bulua Zone 8 9000 Cagayan De Oro City	Rented	Good	109,920.00	April 30, 2024	Renewable upon mutual agreement of both parties

Company Name / Subsidiary		Address	Rented / Owned	Condition	Monthly Rental (In PhP, Unless Otherwise Indicated)	Expiry of Lease Contract	Terms of Renewal / Options
3	<b>FOOD GROUP</b>						
	<b>Admin Office/Sales Office</b>						
	Pasig Office - San Miguel Food and Beverage, Inc. (SMFB)	17F, 18F, 21F, 22F, 23F JMT Corporate Condominium Building, ADB Avenue, Ortigas Center, Pasig City	Owned	Good			
	Iloilo Office - Agro Industrial Cluster	Melliza St., Iloilo City	Owned	Good			
	Isabela Sales Office - Poultry	Soyung, Echague, Isabela	Owned	Good			
	General Santos Office - Agro Industrial Cluster	Bo. Makar, Calumpang, Gen. Santos City	Owned	Good			
	<b>Admin Office and Feedmill/Processing Plant/Product Development Laboratory/Warehouse</b>						
	Cavite Admin Office and Magnolia Plant Magnolia, Inc.	Governor's Drive, Bo. De Fuego, Gen. Trias, Cavite	Owned	Good			
	Depok Office and Poultry Processing Plant - PT San Miguel Purefoods Indonesia	Jl. Raya Bogor Km. 37 Sukamaju, Cilodong, Depok, Indonesia	Owned	Good			
	Tarlac Office, Feedmill and Warehouse - Feeds	Luisita Industrial Park, San Miguel, Tarlac City	Owned	Good			
	Bataan Feedmills and Warehouse - Feeds	Mindanao Avenue, Corner 10th Ave. BEZ, Mariveles, Bataan City	Owned	Good			
	Pasig Office and Product Development Laboratory - SMFI-Corporate	SMFG Cmpd., Legaspi cor. Eagle St., Ugong, Pasig City	Owned	Good			
	La Pacita Antipolo Office & Plant - Magnolia	#88 Garnet, Bario Mambungan, Antipolo City	Owned	Good			
	Bacolod Warehouse - San Miguel Mills Inc.	Reclamation Area, Barangay Poblacion, Bacolod City	Owned	Good			
	Isabela Feedmill and Warehouse - Feeds	Bo. Soyung, Echague, Isabela City	Owned	Good			
	Bulacan Feedmill and Warehouse (San Ildefonso) - Feeds	Brgy. Malipampang San Ildefonso, Bulacan	Owned	Good			
	Pangasinan Feedmill - Feeds	Brgy. Bued, Binalonan, Pangasinan City	Owned	Good			
	<b>Farm/Hatchery</b>						
	Isabela Cattle Farm - Meats	3305 San Luis, Cauayan, Isabela City	Owned	Good			
	Calamba Hatchery - Poultry	Brgy Licheria, Calamba City	Owned	Good			
	Bataan Farm - Poultry	Brgy. General Lim, Orion, Bataan City	Owned	Good			
	Bukidnon Hatchery - Poultry	Kapitan Bayong, Impasug-ong, Bukidnon City	Owned	Good			
	Laguna Cattle Farm - Meats	Brgy. Mabacan, Calauan, Laguna	Owned	Good			
	<b>Flourmill/Feedmill</b>						
	Iloilo Feedmill - Feeds	Brgy. Gua-an, Leganes, Iloilo	Owned	Good			
	Mabini Flourmill - San Miguel Mills, Inc.	Brgy. Bulacan, Mabini, Batangas City	Owned	Good			
	Tabangao Flourmill - San Miguel Mills, Inc.	Brgy. Tabangao, Batangas City	Owned	Good			
	Bukidnon Feedmill - Feeds	Impalutao, Impasug-ong, Bukidnon City	Owned	Good			
	Davao Feedmill - Feeds	Sitio Landing, Brgy. Darong, Sta. Cruz, Davao Del Sur	Owned	Good			
	Pavia Iloilo Feedmill - SMFI - Feeds	Brgy. Mali-ao Pavia, Iloilo	Owned	Good			
	Ormoc Feedmill - SMFI - Feeds	Brgy. Macabug, Ormoc City	Owned	Good			
	Misamis Oriental Feedmill - SMFI - Feeds	Brgy Gracia, Sitio Kivulda, Phividec, Tagoloan, Misamis Oriental	Owned	Good			
	Mandaue Feedmill - SMFI - Feeds	JL Ceniza St., Brgy Looc, Mandaue City	Owned	Good			
	<b>Grain Terminal</b>						
	Mabini Bulk Grain Handling Terminal - San Miguel Mills, Inc. (GBGTC)	Brgy. Balibaguhan and Brgy. Bulacan, Mabini, Batangas City	Owned	Good			

Company Name / Subsidiary	Address	Rented / Owned	Condition	Monthly Rental (In PhP, Unless Otherwise Indicated)	Expiry of Lease Contract	Terms of Renewal / Options
<b>Land</b>						
Mabini Land - SMFB	Brgy. Bulacan, Mabini, Batangas City	Owned	Good			
Pasig Land - San Miguel Mills, Inc. (GAC)	San Miguel Ave., Corner Tektite Road, Pasig City	Owned	Good			
Bulacan Land - SMFI Feeds	Malipampang, San Ildefonso, Bulacan	Owned	Good			
General Santos Warehouse - Feeds	Bo. Makar, Calumpang, Gen. Santos City	Owned	Good			
Bacolod Land - SMMI	Reclamation Area, Barangay Poblacion, Bacolod City	Owned	Good			
Isabela Land - Feeds	Bo. Soyung, Echague, Isabela City	Owned	Good			
Iloilo Land - Feeds	Brgy. Gua-an, Leganes, Iloilo	Owned	Good			
Davao Land - SMFI - Feeds	Darong, Sta. Cruz, Davao	Owned	Good			
<b>Processing Plant</b>						
Binh Duong Processing Plant - San Miguel Purefoods (VN) Co., Ltd.	An Tay, Ben Cat, Binh Duong, Vietnam	Owned	Good			
Cavite Processed Meat Plant - Purefoods Hormel Company, Inc.	Bo. De Fuego, Brgy. San Francisco, Gen. Trias, Cavite	Owned	Good			
Davao Processing Plant - Poultry	Brgy. Sirawan, Toril Davao City	Owned	Good			
Davao Processing Plant 2- SMFI - Poultry	Sitio Rambutan, Brgy. Darong, Sta.Cruz, Davao del Sur	Owned	Good			
Cavite Fresh Meat Processing Plant - Meats	Governor's Drive Bo. Langkaan 1, Dasmarias Cavite City	Owned	Good			
Laguna Ice Cream Plant - Golden Food Management Inc. (GFMI)	Sta. Rosa Industrial Complex, Brgy. Pulong Sta. Cruz, Sta. Rosa, Laguna	Owned	Good			
San Fernando Processing Plant	SMC Complex, Quebiawan, San Fernando, Pampanga	Owned	Good			
Camarines Sur Office - SMFI - AIC; Office, Quality Assurance Office, Cold Storage and Holding Room - SMFI - Poultry; and Cold Storage - SMFI - Meats	Sta. Rita Industrial Estate, Sagurong, Pili, Camarines Sur	Owned	Good			
<b>Processing Plant and Cold Storage</b>						
Mandaue Poultry Processing Plant and Cold Storage - Poultry	Riverside, Canduman, Mandaue City	Owned	Good			
<b>Warehouse</b>						
Quezon City Warehouse - Purefoods Hormel Company, Inc.	Regalado Ave., Fairview, Quezon City	Owned	Good			
<b>Admin Office</b>						
Mandaluyong Office - San Miguel Food and Beverage, Inc.	40 San Miguel Ave., Mandaluyong City	Owned	Good			
Davao Office - Poultry	3rd Floor Alpha Bldg., Lanang Business Park, Lanang, Davao	Rented	Good	321,599.60	August 31, 2025	Renewable every 5 years
Ho Chi Minh Office - SMPFVN	6F Mekong Tower, 235-241 Ward 13, Tan Binh, Ho Chi Minh City, Vietnam	Rented	Good	VND 38,646,597.17	July 31, 2025	Renewable every 5 years
Cebu Office - Poultry	5th and 6th Flr., Clotilde Bldg., Casuntingan, Mandaue City, Cebu	Rented	Good	178,200.00	June 30, 2023	Renewable every 3 years
Cebu Office - Great Food Solutions, Poultry and SMIS	7th Floor Clotilde Bldg., Casuntingan, Mandaue City, Cebu	Rented	Good	29,700.00 (GFS) 59,400.00 (Poultry) 59,400 (SMIS)	June 30, 2023	Renewable upon mutual agreement of both parties
Zamboanga Office - Poultry	Don Alfonso Marquez Subd., MCLL Highway Tetuan Zamboanga City	Rented	Good	29,912.81	Continuing unless terminated and agreed by both parties	Continuing unless terminated and agreed by both parties
Bukidnon Office - Agro Industrial Cluster and Poultry	Propia St. , Malaybalay, Bukidnon	Rented	Good	133,928.57	January 31, 2023	Renewable every 2 years
Cagayan de Oro Office - Agro Industrial Cluster and Poultry	Masterson Avenue Zone 13, Carmen, Cagayan de Oro	Rented	Good	389,265.51	June 30, 2023	Renewable every year

Company Name / Subsidiary		Address	Rented / Owned	Condition	Monthly Rental (In PhP, Unless Otherwise Indicated)	Expiry of Lease Contract	Terms of Renewal / Options
	Dumaguete Office - Poultry	Unit 1-C, JC Building, Ipil Road, Brgy. Daro, Dumaguete City	Rented	Good	32,558.21	October 30, 2024	Lease may be renewed upon mutual consent of both parties, after written notice to renew is given by the Lessee to the Lessor 60 days before expiry date.
	Bacolod Office - Poultry	NFCC Cybercentre Complex, Lacson Cr. Hernaez St., Bacolod City	Rented	Good	234,469.69	June 30, 2023	Renewable every 5 years
	C5 Pasig Office - SMFB, SMFI, PHC, Magnolia, Coffee, SMMI	100 E. Rodriguez Jr. Ave., C5 Road, Ugong, Pasig City	Owned	Good			
	Tacloban Office - SMFI - AIC	Unit 12, 2nd Floor Bldg. B, Metrobank Center, Juan Luna St., Brgy. Poblacion, Palo, Leyte	Rented	Good	52,722.69	October 21, 2023	Renewable every 5 years
	Ormoc Office - SMFI - AIC	AW Square 3rd/F R#3F Cor. Real & San Vidal St., Ormoc City	Rented	Good	31,850.00	November 30, 2024	Renewable every 5 years
<b>Admin Office and Cold Storage/Processing Plant/Warehouse</b>							
	Butuan Office and Cold Storage - Agro Industrial Cluster and Poultry	Km 9 Tag-ibo Butu-an City	Rented	Good	11,127.16 (Office) 449,450 (Processing Plant) 228,920 (Cold Storage) 220,530 (Holding Room)	March 31, 2023 (Office - AIC) 31-December 31, 2022 (Cold Storage - Poultry)	Renewable every 5 years (Office & Cold Storage)
	Misamis Occidental Office and Cold Storage - Agro Industrial Cluster and Poultry	Mailen, Clarin, Misamis Occidental	Rented	Good	278,423 (Processing Plant) 133,090 (Cold Storage) 250,027 (Holding room) 16,740.00 (Office)	December 31, 2022	Renewable every year (Office) Renewable every 5 years (Cold Storage)
	Camarines Sur Office - SMFI - AIC; Office, Quality Assurance Office, Cold Storage and Holding Room - SMFI - Poultry	Sta. Rita Industrial Estate, Sagurong, Pili, Camarines Sur	Rented	Good	57,750 (Office AIC) 548,500.00 (Office - Poultry) 267,857.14 (QA Office - Poultry) 1,640,821.00 (Cold Storage - Poultry) 553,797.00 (Holding Room - Poultry) 383,699.68 (Cold Storage - Meats)	Continuing unless terminated and agreed by both parties	Renewable upon mutual agreement of both parties (AIC Office & Poultry Admin & QA Office) Renewable every 3 years (Poultry Cold Storage and Holding Room, and Meats Cold Storage)
	Cebu Office, Labatory & Cold Storage - Poultry	Brgy. Pangdan, Naga City, Cebu	Rented	Good	30,000.00 ( Office and Labatory) 1,305,759.45 (Cold Storage)	December 31, 2022	Renewable every 6 months
	Cavite Cold Storage - Magnolia, Inc., Meats and Poultry	Anabu Hills Industrial Estate, Anabu 1-c, Imus Cavite	Rented	Good	Cold Storage: 632,597.07 (Magnolia) 1,718,392.70 (Meats) 457,120.00 (Poultry) Warehouse: 748,012.15 (Meats)	Continuing unless terminated and agreed by both parties	Continuing unless terminated and agreed by both parties
	Mandaue Warehouse and Cold Storage - Poultry	Lot 2459-B1&B2 Batiller Street, Barangay Umapad, Mandaue City	Rented	Good	650,660.74 (Dry Warehouse) 865,614.62(Cold Storage)	Continuing unless terminated and agreed by both parties	Renewable upon mutual agreement of the parties
	JM1 Farm - SMFI - Meats	Brgy. Kalasungay, Malaybalay City	Rented	Good	650,000.00	31-Aug-2025	Renewable upon mutual agreement of both parties

Company Name / Subsidiary	Address	Rented / Owned	Condition	Monthly Rental (In PhP, Unless Otherwise Indicated)	Expiry of Lease Contract	Terms of Renewal / Options
<b>Cold Storage</b>						
Navotas Cold Storage - Poultry and Purefoods Hormel Company, Inc.	Lapu-Lapu Ave. and C3 Road cor. Northbay Blvd., Navotas	Rented	Good	2,877,676.55	Continuing unless terminated and agreed by both parties	Continuing unless terminated and agreed by both parties
Misamis Oriental Cold Storage - Poultry	Mohon Tagoloan Misamis Oriental	Rented	Good	801,858.00	December 31, 2024	The Lessee maybe pre-terminate the Contract without cause by giving 60 days prior written notice to the Lessor
Davao Cold Storage - Poultry and Meats	Purok 15, Panungtungan, Tibungco, Davao	Rented	Good	559,305.51 (Poultry) 9,190.00 (Meats)	Continuing unless terminated and agreed by both parties	Continuing unless terminated and agreed by both parties
Pangasinan Cold Storage - Poultry	Brgy. Mabilao, San Fabian, Pangasinan 2433	Rented	Good	204,984.00	September 30, 2023	Renewable every 3 years
Misamis Oriental Cold Storage - Meats	Sta. Ana, Tagoloan, Misamis Oriental	Rented	Good	118,552.00	Continuing unless terminated and agreed by both parties	Renewed upon the expiry of its contract term for the like period(s) under the same terms and conditions, except as may be otherwise agreed by the parties in writing
Isabela Cold Storage - Meats	San Luis, Cauayan, Isabela	Rented	Good	258,812.00	Continuing unless terminated and agreed by both parties	Renewable upon mutual agreement of both parties
Palawan Cold Storage - Poultry	Abara Road, Brgy. San Pedro, Puerto Princesa City, Palawan	Rented	Good	388,080.00	December 31, 2024	Renewable every 2 years
Negros Oriental - Cold Storage - Poultry	Sra Ascion, San Jose, Negros Oriental	Rented	Good	2,365,200.00	October 28, 2024	Renewable every 3 years
<b>Cold Storage and Blast Freezing Facility/Holding Room/Laboratory/Warehouse/Processing Plant/Mixes Storage/Office</b>						
Bulacan Holding Room - Poultry	#95 Landicho St., Brgy. Balasing, Sta. Maria, Bulacan	Rented	Good	175,067 (Cold Storage) 178,685 (Holding room)	May 31, 2025	Renewable every 3 years
Bulacan Cold Storage and Holding Room - Poultry	111 Pulong Gubat, Balagtas Bulacan	Rented	Good	1,195,740 (Cold Storage) 723,822 (Holding Room)	December 31, 2022	Renewable every 2 years
Pampanga Cold Storage & Selling Station- SMFI - Meats & Mixes Storage - Poultry	888 Quezon Rd, Brgy. San Isidro, San Simon, Pampanga	Rented	Good	1,967,612.59 (Cold Storage) 58,000.00 (Selling Station) 60,286.00 (Mixes Storage)	12/31/2024 (Meats) 12/31/2023 (Poultry)	Renewable upon mutual agreement of both parties
Leyte Cold Storage and Office and Labatory - Poultry	Brgy. Antipolo, Albuera, Leyte	Rented	Good	1,637,614.00 (Cold Storage) 35,000.00 (Office and Labatory)	August 31, 2023	Renewable every 3 years
Bulacan Cold Storage, Holding Room and Laboratory & Liquidator's Office- SMFI - Poultry	Brgy. Caysio, Sta. Maria, Bulacan	Rented	Good	2,831,846 (Cold Storage) 1,037,472 (Holding Room) 57,013(Laboratory) 9,750 (Office)	28-Feb-2025	Renewable every 3 years
La Union Cold Storage, Holding Room and Laboratory - Poultry	Brgy. Rabon, Rosario, La Union 2506	Rented	Good	2,183,379 (Cold Storage & Holding Room) 72,081.00 (Laboratory)	September 30, 2023	Renewable every 3 years
Pampanga Cold Storage, Holding Room and Labatory - SMFI - Poultry	Brgy. San Isidro, San Simon, Pampanga	Rented	Good	731,185 (Cold Storage) 317,853.00 (Holding Room) 49,090.00 (Labatory)	July 08, 2025	Renewable every 5 years
Tarlac Cold Storage, Holding Room and Laboratory - Poultry	Brgy. San Nicolas Balas, Concepcion, Tarlac 2316	Rented	Good	1,810,069.00 (Cold Storage) 1,211,826.00 (Holding Room) 37,882.07 (Laboratory)	December 31, 2024	Renewable every 3 years (Cold storage)
Bataan Cold Storage and Holding Room - Poultry	Brgy. Tumalo, Hermosa, Bataan	Rented	Good	2,880,950 (Cold Storage) 1,327,480.00 (Holding Room) 28,764.14 (Labatory)	December 31, 2024	Renewable every 3 years
Nueva Ecija Cold Storage, Holding Room and Labatory- SMFI - Poultry	Km104, Brgy Tabuating, San Leonardo, Nueva Ecija	Rented	Good	693,070 (Cold Storage) 914,660.00 (Holding Room) 28,570.00 (Labatory)	March 09, 2024	Renewable every 3 years

Company Name / Subsidiary	Address	Rented / Owned	Condition	Monthly Rental (In PhP, Unless Otherwise Indicated)	Expiry of Lease Contract	Terms of Renewal / Options
Iloilo Cold Storage and Processing Plant - Poultry	Barangay Tungay, Sta. Barbara, Iloilo	Rented	Good	902,691.69 (Cold storage) 474,483.96 (Processing plant)	December 31, 2023	Renewable every 3 years
Negros Oriental Cold Storage and Processing Plant - Poultry	Bolobolob Sibulan Negros Oriental	Rented	Good	11,552.02 (Processing Plant) 1,818,600.00 (Cold Storage)	October 31, 2024	Renewable every 3 years
Negros Occidental Processing Plant and Cold Storage & Laboratory - Poultry	Hda Binunga. Brgy Guinhalaran, Silay City, Negros Occidental	Rented	Good	395,541.76 (Processing Plant) 672,383.29 (Cold Storage)	01/31/2024 Cold storage: ongoing renewal	Renewable every 3 years
El Salvador Processing Plant; Cold Storage; Holding Room - SMFI Poultry	Upper Linabo, Brgy. Cogon, El Salvador City	Rented	Good	2,121,510 (Cold Storage) 453,490 (Holding room)	March 02, 2023	6 months before expiry date. The decision to renew or not to renew should be made by the parties within a period not exceeding 3 months from date of expiry
<b>Foreshore</b>						
Mabini Bulk Grain Handling Terminal Foreshore - GBGTC	Brgy. Balibaguhan and Brgy. Bulacan, Mabini, Batangas	Rented	Good	373,949.14	December 31, 2025	Lease may be renewed for another 25 years at the option of the DENR
Mabini Foreshore - San Miguel Mills, Inc.	Brgy. Bulacan, Mabini, Batangas	Rented	Good	49,089.06	Continuing unless terminated and agreed by both parties	Lease may be renewed for another 25 years at the option of the DENR
Tabangao Foreshore - San Miguel Mills, Inc.	Brgy. Tabangao, Batangas	Rented	Good	9,648.63	August 22, 2024	Lease may be renewed for another 25 years at the option of the DENR
<b>Land</b>						
Mabini Bulk Grain Handling Terminal (Land only) - GBGTC	Brgy. Balibaguhan and Brgy. Bulacan, Mabini, Batangas	Owned	Good			
Pangasinan Feedmill (Land only) - Feeds	Brgy. Bued, Binalonan, Pangasinan	Owned	Good			
Mabini Flourmill (Land Only) - San Miguel Mills, Inc.	Brgy. Bulacan, Mabini, Batangas	Owned	Good			
Bataan Farm (Land only) - Poultry	Brgy. General Lim, Orion, Bataan	Owned	Good			
Bataan Feedmill (Land only) - Feeds	Mindanao Avenue, Corner 10th Ave. BEZ, Mariveles, Bataan	Rented	Good	1,260,530.00 (Plant 1) 716,214.10 (Plant 2) 770,884.97 (Extension warehouse)	31-Dec-2054 (Plant 1) 31-Mar-2041 (Plant 2) 31-Mar-2041 (Extension Warehouse)	Renewable upon mutual agreement of both parties
Cebu Land - San Miguel Mills, Inc.	P. Rodriguez Street & Dad Cleland Road, Poblacion, Lapu-Lapu, Cebu	Rented	Good	Jan-June : 3,849.98 July-Dec: 4,042.48	May 31, 2031	Renewable upon mutual written agreement of the parties
Pasig Office (Land Only) - San Miguel Foods, Inc. - Corporate	SMFG Cmpd., Legaspi cor. Eagle St., Ugong, Pasig	Owned	Good			
Pampanga Processing Plant (Land Only) - Poultry	SMPFC Region Office, SMC Complex, Quebiawan, San Fernando, Pampanga	Owned	Good			
Laguna Ice Cream Plant (Land Only) - Magnolia (GFDC)	Sta. Rosa Industrial Complex, Brgy. Pulong Sta. Cruz, Sta. Rosa, Laguna	Owned	Good			
Ready-to-Eat Plant (Land Only) - Great Food Solutions	Sta. Rosa Industrial Complex, Brgy. Pulong Sta. Cruz, Sta. Rosa, Laguna	Owned	Good			
Bulacan Feedmill(Land Only) - SMFI - Feeds	Brgy. Malipampang San Ildefonso, Bulacan	Owned	Good			
<b>Processing Plant</b>						
Lipa Dressing Plant - Poultry	Brgy Kayumanggi, Lipa	Rented	Good	1,040,110.00	March 01, 2023	Renewable every 3 years
Puerto Princesa Dressing Plant - Poultry	Brgy Tagburos, Puerto Princesa	Rented	Good	22,400.00	December 31, 2024	Renewable every 2 years
Lucena Processing Plant - Poultry	Brgy. Bocohan, Lucena	Rented	Good	1,534,600.00	June 30, 2024	Renewable every 3 years
Isabela Processing Plant - Poultry	Garit Sur, Echague Isabela	Rented	Good	3,516,289.00	March 15, 2024	Renewable every 3 years
South Cotabato Processing Plant - Poultry	Polomolok, South Cotabato	Rented	Good	132,980.00	June 30, 2023	Renewable upon mutual agreement of both parties
Davao City Processing Plant -Poultry	R.Castillo, Davao City	Rented	Good	397,423.89	Continuing unless terminated and agreed by both parties	Continuing unless terminated and agreed by both parties
Rizal Processing Plant - Poultry	#1 Sitio Kapatagan, Brgy. Pinugay, Baras, Rizal	Rented	Good	291,326.19	February 28, 2023	Renewable every year
Batangas Processing Plant - Poultry	Brgy Aya, San Jose, Batangas	Rented	Good	2,874,728.46	December 31, 2023	Renewable upon mutual agreement of both parties

Company Name / Subsidiary		Address	Rented / Owned	Condition	Monthly Rental (In PhP, Unless Otherwise Indicated)	Expiry of Lease Contract	Terms of Renewal / Options
	South Cotabato Processing Plant - Meats	Purok 3, Brgy. Glamang, Polomolok, South Cotabato	Rented	Good	208,272.87	Continuing unless terminated and agreed by both parties	Renewable upon mutual agreement of both parties
	<b>Sales Office</b>						
	Iloilo Office - San Miguel Integrated Sales	Orbe St., Brgy. Baybay Norte, Miag-ao, Iloilo	Rented	Good	8,928.57	June 30, 2028	Renewable upon mutual agreement of both parties
	<b>Sales Office and Cold Storage/Laboratory/Warehouse</b>						
	Pangasinan Office, Cold Storage, Processing Plant, Laboratory and Warehouse - Poultry	GTL Compound, San Vicente, San Jacinto, Pangasinan, 2431	Rented	Good	25,000.00 (Office) 1,304,469.50 (Processing Plant, Cold Storage & Holding Area) 30,745.45 (Laboratory) 40,000.00 (Warehouse)	December 31, 2022 (Office, Warehouse) December 31, 2023 (Processing Plant, Cold Storage, Laboratory)	Renewable every 3 years
	<b>Warehouse</b>						
	LSL Multi-Serve-Managed Warehouses - Feeds	Bay 6 Everland Agri Corp., Km. 12, Sasa, Davao City; Km. 11, Sasa, Davao	Rented	Good	544,000.00	December 31, 2022	Renewal every one year
	Pangasinan Warehouse - Feeds	Carmen East, Rosales, Pangasinan	Rented	Good	1,329,838.37	December 31, 2022	Renewable every year
	MMIJOE-Managed Warehouses - Feeds	Diversion Rd., Buhangin, Davao City; Km 10, Sasa, Davao City	Rented	Good	1,028,618.30	December 31, 2022	Renewable every year
	SMCSL-Managed Warehouses - Feeds	Manila; Bataan; Batangas; Camarines Sur; Cebu; Iloilo; Bacolod; Cagayan de Oro; Ozamiz; Bukidnon; General Santos; Zamboanga; Davao	Rented	Good	44,242,644.79	December 31, 2022 December 31, 2023	Renewable upon mutual agreement of both parties
	D Meter-Managed Warehouses - Feeds	Cristo Rey Capas, Tarlac 2315; Claro Castaneda St, Brgy. Namayan, Mandaluyong City	Rented	Good	2,567,766.71	December 31, 2022	Renewable every three years
	Tarlac Warehouse - Feeds	Mabini, Moncada, Tarlac	Rented	Good	298,675.00	December 31, 2023	Renewable every two years
	Camarines Sur Warehouse - Feeds	Santiago, Pili, Camarines Sur	Rented	Good	273,240.00	December 31, 2022	Renewable every year
	Pangasinan Warehouse - Feeds	Urdaneta, Pangasinan	Rented	Good	1,273,852.96	December 31, 2022	Renewable upon mutual written agreement of the parties
	Mandaluyong Warehouse - Feeds	979 C. Castaneda Street, Mandaluyong City Metro Manila	Rented	Good	198,000.00	Continuing unless terminated and agreed by both parties	As mutually agreed upon between parties. Should the parties continue their relations upon expiry of term without the parties having executed a written renewal, the Contract shall subsist on a month to month basis.
	Camarines Sur Warehouse - Feeds	Brgy. San Jose, Pili, Camarines Sur	Rented	Good	972,787.20	December 31, 2022	Renewable every year
	Parañaque Warehouse - AIC, SMIS and Great Food Solutions	Pacific Coast Plaza Building, 1St Villamor Street, Parañaque	Rented	Good	59,423.29 (AIC) 149,629.7 (SMIS) 22,820.42 (GFS)	December 31, 2024	Mutually be agreed upon between the parties.
	Tarlac Warehouse - Feeds	Brgy. Estrada Capas, Tarlac	Rented	Good	944,864.29	December 31, 2023	Renewable every 2 years
	Mandaue Warehouse - AIC	M.L. Quezon St., Casuntingan, Mandaue City	Rented	Good	37,315.04	June 30, 2023	Renewable every 3 years
	Laguna Warehouse - Poultry	Denson Whse, Brgy Parian, Calamba, Laguna	Rented	Good	1,142,350.00	July 31, 2024	Renewable every 5 years

Company Name / Subsidiary		Address	Rented / Owned	Condition	Monthly Rental (In PhP, Unless Otherwise Indicated)	Expiry of Lease Contract	Terms of Renewal / Options
	Calamba Warehouse - Poultry	Prinza, Calamba, Laguna	Rented	Good	203,400.00	Continuing unless terminated and agreed by both parties	Continuing unless terminated and agreed by both parties
	Isabela Warehouse - SMFI - Feeds	Bo. Soyung, Echague, Isabela	Rented	Good	987,871.36	Continuing unless terminated and agreed by both parties	Renewable upon mutual agreement of both parties
	Paranaque Warehouse - SMMI	8380 Dr. A. Santos Avenue, Barangay BF Homes, Parañaque City	Owned	Good			
	Samar Warehouse-SMMI	Catbalogan Samar	Owned	Good			
<b>PACKAGING BUSINESS</b>							
	<b>A. DOMESTIC</b>						
<b>1</b>	<b>SAN MIGUEL YAMAMURA PACKAGING CORPORATION</b>						
	SMYPC Main Office, SMYPC Trading and SMYPC Contract Packaging Building / Office Space		San Miguel Properties Centre, Saint Francis St., Mandaluyong City	Owned	Good		
	SMYPC Rightpak Plant, SMYPC Canlubang PET & Caps Plant, SMYPC MCLP Canlubang Plant and SMYPC Leasing Operations						
	Land	Canlubang Industrial Estate, Canlubang, Laguna	Owned	Good			
	SMYPC Cebu Beverage Packaging Plant, SMYPC Cebu Glass Plant and SMYPC MCLP Mandaue Plant						
	Land	SMC Mandaue Complex, Hi-way, Tipolo, Mandaue City, Cebu	Owned	Good			
	SMYPC Cebu Beverage Packaging Plant & SMYPC Cebu Glass Plant						
	Warehouse	SMC Wharf, Tipolo, Mandaue City, Cebu	Owned	Good			
	SMYPC Cebu Glass Plant						
	Warehouse	Quano Wharf, Mandaue City	Owned	Good			
	Warehouse	GSK, Jagobiao, Mandaue City	Rented	Good	1,701,400.00	December 31, 2023	Renewable for a period in accordance with the mutual written agreement of both parties
	Warehouse	Paknaan, Mandaue City	Rented	Good	1,133,800.00	April 30, 2023	Renewable for a period in accordance with the mutual written agreement of both parties
	Warehouse	HIMI, Tayud, Consolacion	Rented	Good	680,240.00	June 30, 2023	Renewable for a period in accordance with the mutual written agreement of both parties
	Warehouse	LDGP, Tayud, Consolacion	Rented	Good	453,065.00	August 14, 2023	Renewable for a period in accordance with the mutual written agreement of both parties
	Warehouse	Bassett Land, Tayud, Consolacion	Rented	Good	155,520.00	April 26, 2023	Renewable for a period in accordance with the mutual written agreement of both parties
	Warehouse	CLD Ouano Wharf, Mandaue City, Cebu	Rented	Good	378,000.00	June 14, 2023	Renewable for a period in accordance with the mutual written agreement of both parties
	Warehouse	CBPP, SMC Complex, Mandaue City	Owned	Good			
	SMYPC San Fernando Bev. Packaging Plant						
	Land and Warehouse	Brgy. Maimpis, City of San Fernando, Pampanga (Gate 2, SMC PET Plant)	Owned	Good			
	SMYPC Pet Recycling Plant and SMYPC MCLP San Fernando Plant						
	Land	SMC San Fernando Complex, Quebiauan, San Fernando City	Owned	Good			
	SMYPC Manila Glass Plant						
	Land	Muelle dela Industria St., Binondo, Manila City	Owned	Good			
	Warehouse	San Fernando Brewery, San Fernando, Pampanga	Owned	Good			
	Warehouses 1, 2 & 3	No. 35 Calle Malusak, San Pablo, Malolos City, Bulacan	Rented	Good	839,690.78	June 30, 2023	Renewable for a period in accordance with the mutual written agreement of both parties



Company Name / Subsidiary		Address	Rented / Owned	Condition	Monthly Rental (In PhP, Unless Otherwise Indicated)	Expiry of Lease Contract	Terms of Renewal / Options
	Warehouses 4	No. 35 Calle Malusak, San Pablo, Malolos City, Bulacan	Rented	Good	715,000.00	May 31, 2023	Renewable for a period in accordance with the mutual written agreement of both parties
	Warehouses	No.10 T. Santiago St., Plastic City Compound, Canumay, Valenzuela City	Rented	Good	238,140.00	December 31, 2022	Renewable for a period in accordance with the mutual written agreement of both parties (Ongoing renewal)
	Warehouse Extension 2	Mabalas Brgy Calulut San Fernando Pampanga	Rented	Good	568,400.00	April 30, 2023	Renewable for a period in accordance with the mutual written agreement of both parties
	Warehouse Extension 3	Mabalas Brgy Calulut San Fernando Pampanga	Rented	Good	292,320.00	April 30, 2023	Renewable for a period in accordance with the mutual written agreement of both parties
	SMYPC Glass Business Office						
	Land	Barrio Halayhay, Tanza, Cavite	Owned	Good			
	SMYPC Manila Plastics Plant						
	GTU Warehouse	2068 B Candido St. Mapulang Lupa, Valenzuela City	Rented	Good	1,066,682.10	May 31, 2025	Renewable for a period in accordance with the mutual written agreement of both parties
	Bocau Warehouse (Ecostorage)	#276 Boontown Industrial Park Brgy. Tambobong, Bocau , Bulacan	Rented	Good	512,727.24	September 30, 2023	Renewable for a period in accordance with the mutual written agreement of both parties
	MCLP Warehouse	MCLP warehouse ,Canlubang Laguna	Owned	Good			
	SMYPC MPP Cebu Operations						
	Warehouse	Mandaue Cebu	Owned	Good			
	Warehouse	Sitio Bangkerohan, Tayud, Consolacion	Rented	Good	800,000.00	October 31, 2023	Renewable for a period in accordance with the mutual written agreement of both parties
	SMYPC SMY Glass Plant						
	Land	Km 27, Aguinaldo Highway, Imus, Cavite	Owned	Good			
	Land & Warehouse	Canlubang Industrial Estate, Canlubang, Laguna	Owned	Good			
	Warehouse	Quezon Road, San Simon, Pampanga	Rented	Good	2,125,700.00	March 31, 2023	Renewable for a period in accordance with the mutual written agreement of both parties
	Welbourne Warehouse	Blk02 Lot31, Welborn Industrial Park, BRGY Bancal, Carmona Cavite	Owned	Good			
	Warehouse	Tagoloan, Misamis Oriental	Owned	Good			
	MCLP	SMYPC, Silangan Industrial Estate, Canlubang, Calamba City, Laguna	Owned	Good			
	Springfield Warehouses	Sitio Pantay, Brgy. Maguyam, Silang Cavite	Rented	Good	2,226,056.00	June 04, 2023	Renewable for a period in accordance with the mutual written agreement of both parties
	FCIE 1	JY & Sons Compound FCIE Warehouse Governors Drive, Dasmariñas, Cavite	Rented	Good	2,594,240.00	January 31, 2023	Renewable for a period in accordance with the mutual written agreement of both parties
	FCIE 2	JY & Sons Compound FCIE Warehouse Governors Drive, Dasmariñas, Cavite	Rented	Good	1,646,568.00	December 31, 2023	For termination in December 31, 2022
	STMI	Km 52 Bo Lawa, Calamba Laguna	Rented	Good	6,684,390.00	Apr 15, Apr 23, Apr 29, May 6, May 14, May 18, May 21, May 24, Jun 2, Jun 3, July 1, July 2, Jul 9, Jul 10 2023	Renewable for a period in accordance with the mutual written agreement of both parties
2	<b>SMC YAMAMURA FUSO MOLDS CORPORATION</b>	Governor Dr., Bo. De Fuego, Bgy. San Francisco, Gen. Trias, Cavite	Owned	Good			

Company Name / Subsidiary		Address	Rented / Owned	Condition	Monthly Rental (In PhP, Unless Otherwise Indicated)	Expiry of Lease Contract	Terms of Renewal / Options
3	<b>MINDANAO CORRUGATED FIBREBOARD, INC.</b>						
	Land	Km 12 Sasa, Davao City	Owned	Good			
	Warehouses	Sitio Ilang, Brgy. Tibungco, Davao City	Rented	Good	544,901.00	December 31, 2022	Renewable for a period in accordance with the mutual written agreement of both parties
4	<b>CAN ASIA, INC.</b>						
	Land	Bgy. San Francisco de Malabon, Gen. Trias, Cavite	Owned	Good			
	<b>B. INTERNATIONAL</b>						
5	<b>SAN MIGUEL YAMAMURA PACKAGING INTERNATIONAL LTD.</b>						
		9/F Citimark Building, 28 Yuen Shun Circuit, Siu Lek Yuen, Shatin, N.T. Hongkong, PRC	Owned	Good			
6	<b>ZHAOQING SAN MIGUEL YAMAMURA GLASS COMPANY LTD.</b>						
	Plant	12 North Avenue, Housha St., Zhaoqing City Guangdong Province, PRC	Land Use Rights	Good			
	Warehouse	Tangxia 2#, Zhaoqing City	Rented	Good	532,022.40	October 31, 2023	Negotiation by both parties
	Warehouse	Building 3, Junfu Industrial Park, Taihe Road, Duanzhou District, Zhaoqing City	Rented	Good	463,814.40	June 30, 2023	Negotiation by both parties
	Warehouse	4, Building 3, Junfu Industrial Park, Taihe Road, Duanzhou District, Zhaoqing City	Rented	Good	389,272.80	July 31, 2023	Negotiation by both parties
	Warehouse	Zhaoqing City Duanzhou District Mugang Town Tangmei Village before the Church industrial zone	Rented	Good	332,172.96	March 12, 2024	Negotiation by both parties
	Warehouse	Zhaoqing City Gaoyao District Huangjin village	Rented	Good	68,248.60	December 31, 2022	Negotiation by both parties
7	<b>FOSHAN SAN MIGUEL YAMAMURA PACKAGING COMPANY LTD.</b>						
		3 Dongdi Road, Junan Township, Guangdong Province, PRC	Land Use Rights	Good			
8	<b>SAN MIGUEL YAMAMURA HAIPHONG GLASS COMPANY LTD.</b>						
		17-A Ngo Quyen St., Ngo Quyen District, Haiphong City, Vietnam	Land Use Rights	Good			
9	<b>SAN MIGUEL YAMAMURA PHU THO PACKAGING COMPANY LTD.</b>						
		1 Le Van Khuong Street, Hiep Thanh Ward, District 12, Ho Chi Minh City, Vietnam	Land Use Rights	Good			
10	<b>SAN MIGUEL YAMAMURA PLASTICS FILMS SDN. BHD.</b>						
		No. 172, Jalan Usaha 5, lots 83, 84, 85, 75, 76 Ayer Keroh Industrial Estate, 75450 Melaka, Malaysia	Owned	Good			
11	<b>SAN MIGUEL YAMAMURA PACKAGING AND PRINTING SDN. BHD. AND PACKAGING RESEARCH CENTRE SDN. BHD.</b>						
		Lot 5078 and 5079, Jalan Jenjarum 28/39, Seksyen 28, 40400 Shah Alam, Selangor Darul Ehsan, Malaysia	Owned	Good			
12	<b>SAN MIGUEL YAMAMURA WOVEN PRODUCTS SDN. BHD.</b>						
	Office Space	Lot 9 and 10, Jalan Usuha 4, Ayer Keroh Industrial Estate, 75450 Melaka, Malaysia Lot 4305, Jalan Usaha 8, Ayer Keroh Industrial Estate, 75450 Melaka, Malaysia	Owned	Good			
	Plant	Lot 75, Jalan Usaha 5, Ayer Keroh Industrial Estate, 75450 Melaka	Rented	Good	RM22,932.00	December 31, 2023	Renewable upon mutual agreement of both parties
	Warehouse	Lot 4320, Jalan Usaha 6, Ayer Keroh Industrial Estate, 75450 Melaka, Malaysia	Rented	Good	RM6,800.00	March 31, 2023	Renewable upon mutual agreement of both parties
13	<b>INSA ALLIANCE SDN. BHD.</b>						
	Office Space	Plo 64 & Plo 65, Jln Kejuteraan 4, Kaw. Perindustrian, Jln Genuang, 85000 Segamat, Johor.	Owned	Good			
	Plant	Plo 64 & Plo 65, Jln Kejuteraan 4, Kaw. Perindustrian, Jln Genuang, 85000 Segamat, Johor.	Owned	Good			
	Warehouse	Plo 136, Jln Kejuteraan 4, Kaw. Perindustrian, Jln Genuang, 85000 Segamat, Johor.	Owned	Good			
	Warehouse	Plo 97, Jln Kejuteraan 4, Kaw. Perindustrian, Jln Genuang, 85000 Segamat, Johor.	Rented	Good	RM3,000.00	August 31, 2023	Renewable upon mutual agreement of both parties

Company Name / Subsidiary		Address	Rented / Owned	Condition	Monthly Rental (In PhP, Unless Otherwise Indicated)	Expiry of Lease Contract	Terms of Renewal / Options
14	<b>SAN MIGUEL YAMAMURA AUSTRALASIA</b>						
	Office	1 Culverston Road, Minto NSW, Australia	Rented	Good	AUD 124,759.00	July 31, 2027	Renewable upon mutual agreement of both parties
	Production	21 Huntsmore Road, Minto NSW, Australia (Unit 1)	Rented	Good	AUD 24,873.00	July 31, 2027 - Unit 1	Renewable upon mutual agreement of both parties
	<b>SMYC PTY LTD</b>						
	Warehouse	117-121 Lewis Rd, Knoxfield, Victoria	Rented	Good	AUD 90,687.00	August 01, 2031	Renewable upon mutual agreement of both parties
	Warehouse	Warehouse 5, Acacia Link Industrial Estate, 25 Industrial Crescent, Willawong, Queensland	Rented	Good	AUD 34,873.00	October 01, 2023	Renewable upon mutual agreement of both parties
	Warehouse	30-32 Rosberg Rd, Wingfield, South Australia	Rented	Good	AUD 47,509.00	June 18, 2027	Renewable upon mutual agreement of both parties
	Warehouse	52 McDowell Street Welshpool, Western Australia	Rented	Good	AUD 37,609.27	September 30, 2024	Renewable upon mutual agreement of both parties
	Warehouse	22 Kinta Drive, Beresfield, Newcastle	Rented	Good	AUD 7,917.00	November 30, 2024	Renewable upon mutual agreement of both parties
	Warehouse	10-12 Linear Court, Derwent Park, Tasmania	Rented	Good	AUD 15,435.00	November 16, 2023	Renewable upon mutual agreement of both parties
	<b>SMYP PTY LTD</b>						
	Plant	21 Huntsmore Road, Minto NSW, Australia (Unit 2)	Rented	Good	AUD 20,650.00	July 31, 2027	Renewable upon mutual agreement of both parties
	Warehouse	21 Huntsmore Road, Minto NSW, Australia (Unit 3)	Rented	Good	AUD 32,048.00	July 31, 2030	Renewable upon mutual agreement of both parties
	Plant	114-118 Talinga Road, Cheltenham, Victoria	Rented	Good	AUD 74,011.00	January 01, 2028	Renewable upon mutual agreement of both parties
	Plant	13-15 Wangara Road, Sandringham, Victoria	Rented	Good	AUD 46,396.00	November 06, 2024	Renewable upon mutual agreement of both parties
	Plant	160 May Terrace Ottoway, South Australia	Rented	Good	AUD 53,802.00	October 17, 2026	Renewable upon mutual agreement of both parties
	Plant	160 May Terrace Ottoway, South Australia	Rented	Good	AUD 27,206.00	November 01, 2026	Renewable upon mutual agreement of both parties
	Plant	Lionels Vineyard, Payne Road Jindong, Western Australia (Margaret River)	Rented	Good	AUD 31,104.00	July 01, 2029	Renewable upon mutual agreement of both parties
	<b>SMYV PTY LTD</b>						
	Plant/Office	34-38 Aldershot Road, Lonsdale South Australia	Owned	Good			
	<b>SMYBB Pty Ltd</b>						
	Plant/Office	463-469 Cowra Avenue, Mildura, Victoria	Rented	Good	AUD 23,167	July 31, 2027	Renewable upon mutual agreement of both parties
	Plant/Office	487-501 Cowra Avenue, Mildura, Victoria	Owned	Good			
	Plant/Office	Lot 147, Sturt Highway, Nuriootpa, South Australia	Rented	Good	AUD 39,758.00	February 01, 2031	Renewable upon mutual agreement of both parties
	Plant/Office	503-513 Cowra Avenue, Mildura, Victoria	Rented	Good	AUD 27,955.00	May 16, 2025	Renewable upon mutual agreement of both parties
	Plant	Port Adelaide Distribution Centre 25-91 Bedford Road Gillam SA	Rented	Good	AUD 25,698	July 06, 2025	Renewable upon mutual agreement of both parties
	<b>SMYJ Pty Ltd</b>						
	Plant/Office	50 Bond Street Mordialloc Victoria	Rented	Good	AUD 26,112.00	July 10, 2023	Renewable upon mutual agreement of both parties
	Plant/Office	48 Bond Street Mordialloc Victoria	Rented	Good	AUD 21,125.00	July 29, 2025	Renewable upon mutual agreement of both parties
15	<b>COSPAK LIMITED</b>		Rented	Good	NZD 138,307.71	July 31, 2026	Renewable upon mutual agreement of both parties
16	<b>FOSHAN NANHAI COSPAK PACKAGING COMPANY LIMITED</b>		Rented	Good	¥ 63,275	October 31, 2023	Renewable upon mutual agreement of both parties

Company Name / Subsidiary	Address	Rented / Owned	Condition	Monthly Rental (In PhP, Unless Otherwise Indicated)	Expiry of Lease Contract	Terms of Renewal / Options
<b>FUEL AND OIL BUSINESS</b>						
<b>1 PETRON CORPORATION</b>						
<b>Refinery and Powerplant</b>						
Petron Bataan Refinery	Petron Bataan Refinery, Limay, Bataan	Owned	Good			
Power Plant (Units 1, 2, 3 and 4)	Brgy. Lamao, Limay, Bataan	Owned	Good			
Polypropylene Plant	PNOC-AFC Petrochemicals Estate Barangay Batangas Dos Mariveles, Bataan	Owned	Good			
<b>Metro Manila and Manufacturing</b>						
Terminal (Navotas)	PFDA CMPD., Navotas, M.M.	Rented Except Building & Facilities	Good	2,597,313.11	Aug 26, 2039	Renewable upon mutual agreement of both parties
Terminal (Rosario)	Gen. Trias, Rosario, Cavite	Rented Except Building & Facilities	Good	268,013.66	August 31, 2018	Renewable upon mutual agreement of both parties. Ongoing lease renewal.
Terminal (Pandacan)	Jesus St., Pandacan, Manila	Rented Except Building & Facilities	Good	1,812,664.86	August 31, 2018	Renewable upon mutual agreement of both parties. Ongoing lease renewal.
Terminal (SLHBTC)	Tondo, Manila	Owned	Good			
Lube Oil Manufacturing Plant	Block 12 and Pipeline Row, Harbour Centre, North Harbor, Tondo, Manila.	Owned	Good			
Lube Oil Manufacturing Plant	Block 13, Harbour Centre, North Harbor, Tondo, Manila	Owned	Good			
Airport Installations	Laoag Airport Installation, Laoag Airport, Brgy. Araniw, Laoag City	Rented Except Building & Facilities	Good	3,180.00	October 31, 2029	Renewable upon mutual agreement of both parties
Airport Installations	NAIA Airport Installation (Petron) & JOCASP, JOCASP Compound, NAIA Complex, Pasay City	Rented Except Building & Facilities	Good	833,133.46	December 31, 2035	Renewable at the option of the lessee
<b>Luzon Operations</b>						
Terminal (Palawan)	Brgy. Masipag, Puerto Princesa City	Rented Except Building & Facilities	Good	157,500.00	November 30, 2023	Renewable at the option of the lessee
Terminal (Palawan)	Parola, Brgy. Maunlad, Puerto Princesa City, Palawan	Rented Except Building & Facilities	Good	4,392.69	August 31, 2018	Renewable upon mutual agreement of both parties. Ongoing lease renewal.
Sales Office (Pasacao)	Sitio Camangui, Brgy. Santa Rosa del Sur, Pasacao, Camarines Sur	Rented Except Building & Facilities	Good	539,867.10	April 30, 2027	Renewable upon mutual agreement of both parties
Terminal (Poro)	Poro Pt., San Fernando, La Union	Rented Except Building & Facilities	Good	315,853.70	February 28, 2023	Renewable upon mutual agreement of both parties
Terminal (Poro)	Poro Pt., San Fernando, La Union	Rented Except Building & Facilities	Good	23,180.08	August 31, 2018	Renewable upon mutual agreement of both parties. Ongoing lease renewal.
Sales Office (Calapan)	Sixteen Enterprises Compound, Brgy. Masipit, Calapan City, Oriental Mindoro	Rented	Good	28,078.19	June 30, 2027	Renewable upon mutual agreement of both parties
Sales Office (San Jose)	Purok Tagumpay 2, Brgy. Caminawit, San Jose, Occidental Mindoro	Rented	Good	17,000.00	April 30, 2026	Renewable upon mutual agreement of both parties
Sales Office (Masbate)	Masbate	Rented except Building & Facilities	Good	10,000.00	December 31, 2026	Renewable upon mutual agreement of both parties (Ongoing renewal)
Terminal (Batangas)	Bo. Mainaga, Mabini, Batangas	Rented Except Building & Facilities	Good	51,788.09	August 31, 2018	Renewable upon mutual agreement of both parties. Ongoing lease renewal.
Terminal (Bataan)	Limay, Bataan	Rented Except Building & Facilities	Good	1,676.96	August 31, 2018	Renewable upon mutual agreement of both parties. Ongoing lease renewal.
Sales Office (Odiongan)	Brgy Poctoy, Odiongan, Romblon	Rented	Good	74,060.80	December 31, 2051	Renewable at the option of the lessee
Terminal (SL PanAsia)	Limay, Bataan	Owned	Good			
Terminal (SL PanAsia)	Limay, Bataan	Rented	Good	43,836.00	December 31, 2024	Renewable upon mutual agreement of both parties
Aiport Installations	Puerto Princesa Airport, Palawan	Rented	Good	80,762.50	September 30, 2025	Renewable upon mutual agreement of both parties

Company Name / Subsidiary	Address	Rented / Owned	Condition	Monthly Rental (In PhP, Unless Otherwise Indicated)	Expiry of Lease Contract	Terms of Renewal / Options
<b>Visayas Operations</b>						
Depot (Amlan)	Tandayag, Amlan, Negros Oriental	Rented Except Building & Facilities	Good	60,473.87	November 30, 2033	Renewable at the option of the lessee
Terminal (Bacolod)	Bo. San Patricio, Bacolod City, Negros Occidental	Rented Except Building & Facilities	Good	82,890.00	August 31, 2018	Renewable upon mutual agreement of both parties. Ongoing lease renewal.
Terminal (Bacolod)	Bo. San Patricio, Bacolod City, Negros Occidental	Owned	Good			
Depot (Siquijor Mini BP)	Candanay Sur, Siquijor	Rented Except Building & Facilities	Good	180,912.91	March 31, 2035	with 5% escalation per year
Terminal (Iloilo)	Lapuz, Iloilo City	Rented Except Building & Facilities	Good	29,812.67	August 31, 2018	Renewable upon mutual agreement of both parties. Ongoing lease renewal.
Terminal (Iloilo)	Lapuz, Iloilo City	Rented Except Building & Facilities	Good	~2,500,000 (thrput-based)	April 04, 2039	Effective for 20 years
Terminal (Iloilo)	Lapuz, Iloilo City	Owned	Good			
Depot (Isabel)	LIDE, Isabel, Leyte	Rented Except Building & Facilities	Good	740,740.67	November 30, 2023	Renewable upon mutual agreement of both parties
Terminal (Mactan)	MEPZ, Lapu- lapu City	Rented Except Building & Facilities	Good	780,000.00	September 30, 2045	Continuing unless terminated by both parties
Terminal (Mactan)	MEPZ, Lapu- lapu City	Rented Except Building & Facilities	Good	11,570.88	September 30, 2043	Continuing unless terminated by both parties
Terminal (Mactan)	MEPZ, Lapu- lapu City	Rented Except Building & Facilities	Good	104,000.00	December 31, 2023	Continuing unless terminated by both parties
Terminal (Ormoc)	Bo. Linao, Ormoc City, Leyte	Rented Except Building & Facilities	Good	26,305.29	August 31, 2018	Renewable upon mutual agreement of both parties. Ongoing lease renewal.
Terminal (Ormoc)	Bo. Linao, Ormoc City, Leyte	Rented Except Building & Facilities	Good	5,000.00	May 31, 2025	Renewable upon mutual agreement of both parties
Terminal (Roxas)	Sitio Pook, Brgy. Culasi, Roxas, City	Owned	Good			
Terminal (Tacloban)	Anibong, Tacloban City	Rented Except Building & Facilities	Good	14,934.54	August 31, 2018	Renewable upon mutual agreement of both parties. Ongoing lease renewal.
Terminal (Tacloban)	Anibong, Tacloban City	Rented Except Building & Facilities	Good	413,437.50	January 02, 2039	Renewable upon mutual agreement of both parties
Depot (Tagbilaran)	Graham Ave., Tagbilaran, Bohol	Rented Except Building & Facilities	Good	4,579.76	August 31, 2018	Renewable upon mutual agreement of both parties. Ongoing lease renewal.
Terminal (Mandaue)	Looc, Mandaue City, Cebu	Rented Except Building & Facilities	Good	60,648.32	August 31, 2018	Renewable upon mutual agreement of both parties. Ongoing lease renewal.
Terminal (Mandaue)	Looc, Mandaue City, Cebu	Owned	Good			
Airport Installations	Iloilo Airport, Cabatuan, Iloilo City	Rented Except Building & Facilities	Good	60,260.27	April 30, 2023	Terminal has an ongoing application with CAAP Iloilo for a long term contract in Iloilo (20-25 yrs)
<b>Mindanao Operations</b>						
Terminal (Davao)	Km. 9, Bo. Pampang, Davao City	Rented Except Building & Facilities	Good	163,360.53	August 31, 2018	Renewable upon mutual agreement of both parties. Ongoing lease renewal.
Terminal (Bawing)	Purok Cabu, Bawing, General Santos City	Owned	Good			
Terminal (Iligan)	Bo. Tomas Cabili, Iligan City, Lanao del Norte	Rented Except Building & Facilities	Good	10,303.79	August 31, 2018	Renewable upon mutual agreement of both parties. Ongoing lease renewal.
Terminal (Jimenez)	Jimenez, Misamis Occidental	Rented Except Building & Facilities	Good	220,000.00	March 02, 2035	Renewable upon mutual agreement of both parties
Terminal (Jimenez)	Jimenez, Misamis Occidental	Rented Except Building & Facilities	Good	220,500.00	December 16, 2029	Renewable upon mutual agreement of both parties
Terminal (Nasipit)	Talisay, Nasipit, Agusan del Norte	Owned	Good			

Company Name / Subsidiary		Address	Rented / Owned	Condition	Monthly Rental (In PhP, Unless Otherwise Indicated)	Expiry of Lease Contract	Terms of Renewal / Options
	Terminal (Nasipit)	Talisay, Nasipit, Agusan del Norte	Rented	Good	66,000.00	December 31, 2022	Renewable upon mutual agreement of both parties
	Terminal (Nasipit)	Talisay, Nasipit, Agusan del Norte	Rented	Good	7,310.00	July 31, 2029	Renewable upon mutual agreement of both parties
	Terminal (SL Phividec)	SL Phividec, Mindanao	Owned	Good			
	Terminal (Tagoloan)	Tagoloan, Misamis Oriental PNOC- 13,836 sq m	Rented Except Building & Facilities	Good	14,205.15	August 31, 2018	Renewable upon mutual agreement of both parties. Ongoing lease renewal.
		Tagoloan, Misamis Oriental - 13,499 sq m.	Owned	Good			
		Tagoloan, Misamis Oriental PHIVIDEK/NVRC (FLA)- 19,965 sq m.	Rented Except Building & Facilities	Good	11,733.13	February 19, 2034	Renewable at the option of the lessee
	Terminal (Zamboanga)	Bgy. Campo Islam, Lower Calarian, Zamboanga City	Rented Except Building & Facilities	Good	32,532.63	August 31, 2018	Renewable upon mutual agreement of both parties. Ongoing lease renewal.
	Airport Installations	Laguindingan, Misamis Oriental CAAP- 4000 sq m.	Rented Except Building & Facilities	Good	200,187.50	March 30, 2025	Renewable upon mutual agreement of both parties
	Airport Installations	Davao Airport	Rented Except Building & Facilities	Good	32,850.00	December 31, 2024	Renewable upon mutual agreement of both parties
	Airport Installations	Zamboanga International Airport	Rented Except Building & Facilities	Good	84,540.00	November 30, 2029	Renewable at the option of the lessee
<b>Gasul Operations</b>							
	Depot (LPG Operation)	Lakandula Drive, brgy. Bonot, Legaspi City	Rented Except Building & Facilities	Good	44,913.66	August 31, 2018	Renewable upon mutual agreement of both parties. Ongoing lease renewal.
	Depot (Gasul - San Fernando)	Brgy Dela Paz Norte, San Fernando, Pampanga	Rented Except Building & Facilities	Good	10,082.81	August 31, 2018	Renewable upon mutual agreement of both parties. Ongoing lease renewal.
	Refilling Plant (San Pablo)	San Pablo	Owned	Good			
	Terminal (Gasul – Pasig)	Bo. Ugong, C5,Pasig, M.M	Rented Except Building & Facilities	Good	994,077.02	August 31, 2018	Renewable upon mutual agreement of both parties. Ongoing lease renewal.
<b>2</b>	<b>PETRON MALAYSIA REFINING &amp; MARKETING BHD</b>						
	<b>Refinery</b>						
	Port Dickson Refinery	Lot 2645 - Lot 2648, 1222, 1593-1595, 1757, 1803, 1805, 1836, 1838, 1926-1930 & 2278, Port Dickson, Negeri Sembilan	Owned	Good			
	Lumut LPP plant	Lot 15636, Lumut Port Industrial Park, Mukim Lumut, Jalan Kampung Acheh, Sitiawan, Perak.	Owned	Good			
	<b>Terminals and Depots</b>						
	Port Dickson Terminal	Batu 1.5, Jalan Pantai, 71009 Port Dickson, Negeri Sembilan	Owned	Good			
	Bagan Luar Terminal	Lot 95-125, Lot 2327-2338 Section 4 Butterworth, Seberang Perai Utara, Penang	Owned	Good			
	KLIA Aviation Depot	Forward Fuel Base, Jalan FFB Kuala Lumpur International Airport (KLIA) 64000 Sepang Selangor Darul Ehsan, Malaysia	Rented	Good	MYR 8,976.00	Continuing unless terminated and agreed by both parties	Contract automatically renewed on yearly basis unless terminated in accordance with the termination provision in the agreement
	KVDT- MPP (Tie-in facilities for MPP/KVDT)	GM 1397 Lot 194 Mukim and Daerah Port Dickson Negeri Sembilan	Rented Except Building & Facilities	Good	MYR 6,300	June 30, 2023	Renewable upon mutual agreement of both parties

Company Name / Subsidiary		Address	Rented / Owned	Condition	Monthly Rental (In PhP, Unless Otherwise Indicated)	Expiry of Lease Contract	Terms of Renewal / Options
3	<b>PETRON FUEL INTERNATIONAL SDN BHD</b>						
	Kuantan Terminal	Lot 1863, Mukim Sungai Karang, Tanjung Gelang, Kuantan Port, 26100 Kuantan. PAHANG	Rented	Good	Terminal 1 MYR 18,983.98  Terminal 2 MYR 17,898.05	Terminal 1 Dec 2027  Terminal 2 Dec 2027	Current rate is RM12.06 per square meter per year from 1st January 2016 until 31st Dec 2018 and shall be increased by 10% on 1st January 2019 and after every three (3) years thereafter  Current rate is RM12.06 per square meter per year from 1st January 2018 until 31st Dec 2018 and shall be increased by 10% on 1st January 2019 and after every three (3) years thereafter
	Pasir Gudang Terminal	Jalan Cecair Satu, Kawasan Perdagangan Bebas, Lembaga Pelabuhan Johor, 81700 Pasir Gudang, Johor.	Rented	Good	MYR 9,788	June 2051	An option for renewal for a period of thirty (30) years.  Note: Revision of assessment fee effective 2017 by Johor Port after approval by MPPG.
	Westport JV	Terminal Bersama Sdn Bhd, Jeti Petrokimia, Pelabuhan Barat, 49290 Pulau Indah, Selangor	Rented	Good	MYR 54,994.50	Aug 2024	Renewable upon expiry of lease term
4	<b>PETRON OIL (M) SDN BHD</b>						
	Tawau Terminal	Jalan Tg Batu Laut, 91000 Tawau, Sabah	Rented Except Building & Facilities	Good	MYR .125 (Yearly Rental - MYR 1.50)	October 2902	No option stated in the agreement
	Sandakan Terminal	Jalan Kampung Karamunting, Sandakan, Sabah	Rented Except Building & Facilities	Good	MYR 64,833.33 (Yearly Rental - MYR 778,000 )	31 Dec 2078	No option stated in the agreement
	Sepangar Bay Terminal	P.O. Box 10558, Kota Kinabalu 88806, Sabah	Rented Except Building & Facilities	Good	MYR 25,333.33 (Yearly Rental - MYR 304,000.00)	July 2031	An option for renewal for a period of 15 years.

Company Name / Subsidiary		Address	Rented / Owned	Condition	Monthly Rental (In PhP, Unless Otherwise Indicated)	Expiry of Lease Contract	Terms of Renewal / Options
<b>ENERGY BUSINESS</b>							
<b>1</b>	<b>SUAL POWER INC. (Formerly SAN MIGUEL ENERGY CORPORATION)<sup>(a)</sup></b>						
	1000 MW Sual Coal-Fired Thermal Power Plant	Brgy. Pangascasan, Sual, Pangasinan	IPPA with PSALM	Good			
<b>2</b>	<b>SAN ROQUE HYDROPOWER INC. (Formerly STRATEGIC POWER DEVT. CORP.)<sup>(b)</sup></b>						
	345 MW San Roque Multi-Purpose Hydroelectric Power Plant	Brgy. San Roque, San Manuel, Pangasinan	IPPA with PSALM	Good			
<b>3</b>	<b>SOUTH PREMIERE POWER CORP.</b>						
	1200 MW Ilijan Natural Gas Combined Cycle Power Plant	Brgy. Ilijan, Batangas City, Batangas	Owned	Good			
	Land (where the 1200 MW Ilijan Natural Gas Combined Cycle Power Plant and related facilities are situated)	Brgy. Ilijan, Batangas City, Batangas	Rented	Good	\$35,202,754.12 (one time payment)	April 04, 2047	Renewable for another 25 years or the remaining corporate life of the Lessor if its original corporate life is extended, whichever is shorter, upon mutual written agreement of both parties.  With assignable option to purchase upon issuance by the Lessor of an Option Existence Notice.
	Offshore/Foreshore land	Brgy. Ilijan, Batangas City, Batangas	Rented	Good	11,679,879.47 (one time payment)	January 17, 2023	Non-renewable short-term lease
<b>4</b>	<b>LIMAY POWER INC. (LPI; formerly SMC CONSOLIDATED POWER CORPORATION)<sup>(c)(f)</sup></b>						
	Phase I - 2 X 150 MW Coal-Fired Power Plant (Units 1 and 2)	Brgy. Lamao, Limay, Bataan	Owned	Good			
	Phase II - 2 X 150 MW Coal-Fired Power Plant (Units 3 and 4)	Brgy. Lamao, Limay, Bataan	Owned	Good			
	Land - Site 1 (where a portion of the Phase I power plant and related facilities are situated)	Brgy. Lamao, Limay, Bataan	Owned	Good			
	Land - Site 2 (where a portion of the Phase II power plant and related facilities are situated)	Brgy. Lamao, Limay, Bataan	Owned	Good			
	Land (Ash Dump Facility)	Brgy. Lamao, Limay, Bataan	Owned	Good			
	Offshore/Foreshore land	Brgy. Lamao, Limay, Bataan	Rented	Good	2,034,084.17	December 2042	Renewable for another 25 years at the option of the Lessor
	Land - Site 3 (where a portion of the Phase II power plant and related facilities are situated)	Brgy. Lamao, Limay, Bataan	Rented	Good	482,843.28	March 2042	Renewable for another 25 years to be agreed by both parties
<b>5</b>	<b>MALITA POWER INC. (MPI; formerly SAN MIGUEL CONSOLIDATED POWER CORPORATION)<sup>(d)(g)</sup></b>						
	2 X 150 MW Coal-Fired Power Plant (Units 1 and 2)	Brgy. Culaman, Malita, Davao Occidental	Owned	Good			
	5 X 1.6 MW Diesel Generator Set	Brgy. Baliwasan, San Jose Road, Zamboanga City, Zamboanga Del Sur	Owned	Good			
	1 X TM2500 60HZ Mobile Gas Turbine Generator	Brgy. Sangali, Zamboanga, Philippines	Owned	Ongoing construction			
	Land (where Units 1 and 2 power plant and related facilities are situated)	Brgy. Culaman, Malita, Davao del Sur	Owned	Good			
	Offshore/Foreshore land	Brgy. Culaman, Malita, Davao Occidental	Rented	Good	55,300.51	February 2043	Renewable for another 25 years at the option of the Lessor
	Offshore/Foreshore land	Brgy. Culaman, Malita, Davao Occidental	Rented	Good	558,354.47	February 2043	Renewable for another 25 years at the option of the Lessor



Company Name / Subsidiary		Address	Rented / Owned	Condition	Monthly Rental (In PhP, Unless Otherwise Indicated)	Expiry of Lease Contract	Terms of Renewal / Options
<b>6</b>	<b>GRAND PLANTER INTERNATIONAL INC.</b>						
	Land - Site 1 (where a portion of the LPI Phase I and II power plants and related facilities are situated)	Brgy. Lamao, Limay, Bataan	Owned	Good			
	Land - Site 1 (where the 50 MW battery energy storage system [BESS] project of Universal Power Solutions, Inc. [UPSI] is situated)	Brgy. Lamao, Limay, Bataan	Owned	Good			
	Land - Site 2	Brgy. Alangan, Limay, Bataan	Owned	Good			
	Land	No. 169 E. Delos Santos Avenue, Mandaluyong City	Rented	Good	892,857.14	March 22, 2036	Renewable
<b>7</b>	<b>MASINLOC POWER PARTNERS CO. LTD. (MPPCL)<sup>(h)</sup></b>						
	330 MW coal-fired power plant (Unit 1)	Brgy. Bani, Masinloc, Zambales	Owned	Good			
	344 MW coal-fired power plant (Unit 2)	Brgy. Bani, Masinloc, Zambales	Owned	Good			
	335 MW coal-fired power plant (Unit 3)	Brgy. Bani, Masinloc, Zambales	Owned	Good			
	350 MW coal-fired power plant (Unit 4)	Brgy. Bani, Masinloc, Zambales	Owned	Ongoing construction			
	350 MW coal-fired power plant (Unit 5)	Brgy. Bani, Masinloc, Zambales	Owned	Ongoing construction			
	10 MW battery energy storage project	Brgy. Bani, Masinloc, Zambales	Owned	Good			
	20 MW battery energy storage system (Phase 2)	Brgy. Bani, Masinloc, Zambales	Owned	Ongoing construction			
	Land (where Units 3, 4, 5 power plant and related facilities are situated)	Brgy. Bani, Masinloc, Zambales	Rented	Good	Lease with PSALM - US\$3,966.43	April 2028	With assignable option to purchase
<b>8</b>	<b>SMCGP PHILIPPINES ENERGY STORAGE CO. LTD.</b>						
	Land (where the 20 MW and 10MW BESS are situated)	Brgy. Binicuil, Kabankalan, Negros Occidental	Owned	Good			
	20 MW BESS (Phase 1)	Brgy. Binicuil, Kabankalan, Negros Occidental	Owned	Good			
	10 MW BESS (Phase 2)	Brgy. Binicuil, Kabankalan, Negros Occidental	Owned	Ongoing construction			
<b>9</b>	<b>MARIVELES POWER GENERATION CORPORATION</b>						
	4 x 150 MW Coal-Fired Power Plant	Sitio Lusong, Brgy. Biaan, Mariveles, Bataan	Owned	Ongoing construction			
	Land (where the 4 X 150MW coal-fired power plant is situated)	Sitio Lusong, Brgy. Biaan, Mariveles, Bataan	Owned	Good			
	Land (where the transmission network project is situated)	Sitio Lusong, Brgy. Biaan, Mariveles, Bataan	Owned	Good			
	Land (for transmission line)	Brgy. Malaya and Maligaya, Mariveles Bataan	Rented	Good	111,760.00	October 30, 2046	Renewable upon mutual agreement by both parties.
	Land (for transmission line)	Brgy. Biaan, Mariveles, Bataan	Owned	Good			
<b>10</b>	<b>TOPGEN ENERGY DEVELOPMENT INC.</b>						
	Land (where the 10 MW Tagum BESS project of UPSI is situated)	Brgy. Magdum Tagum City, Davao del Norte	Owned	Good			
	Land	Barrio Centro Occidental, Polangui, Albay	Owned	Good			
	Land	Brgy. Penafrancia, Daraga, Albay	Owned	Good			

Company Name / Subsidiary		Address	Rented / Owned	Condition	Monthly Rental (In PhP, Unless Otherwise Indicated)	Expiry of Lease Contract	Terms of Renewal / Options
<b>11</b>	<b>UNIVERSAL POWER SOLUTIONS, INC.</b>						
	20 MW Malita BESS	Brgy. Culaman, Malita, Davao Occidental	Owned	Good			
	40 MW Bataan Combined Cycle Power Plant BESS	Brgy. Lamao, Limay, Bataan	Land - Rented; BESS - Owned	Land - Good; BESS - Ongoing Construction	195,741.00	April 15, 2045	Renewable upon mutual agreement by both parties
	20 MW Jasaan BESS	Jasaan, Misamis Oriental	Land - Rented; BESS - Owned	Land - Good; BESS - Ongoing Construction	2,160,000.00	April 15, 2045	Renewable upon mutual agreement by both parties
	20 MW Toledo BESS	Calong-calong and Talevera, Toledo City, Cebu	Land - Rented; BESS - Owned	Land - Good; BESS - Ongoing Construction	900,000.00	April 15, 2045	Renewable upon mutual agreement by both parties
	20 MW Villanueva BESS	Brgy. Sta. Ana, Tagaloan and San Maritin , Villanueva, Phividec Industrial Estate of Misamis Oriental - Special Economic Zone (PIEMO-SEZ)	Land - Rented; BESS - Owned	Land - Good; BESS - Ongoing Construction	295,740.00	June 04, 2045	Renewable upon mutual agreement by both parties
	20 MW Tabango BESS	Brgy. Tugas, Tabango, Leyte	Land - Rented; BESS - Owned	Land - Good; BESS - Ongoing Construction	4,326.85	March 01, 2036	Renewable upon mutual agreement by both parties
	20 MW Mexico-2 BESS	Brgy. San Jose Matulid, Mexico, Pampanga	Land - Rented; BESS - Owned	Land - Good; BESS - Ongoing Construction	372,023.81	June 03, 2036	Renewable upon mutual agreement by both parties
	20 MW Maco BESS	Brgys. Dumlan and Concepcion, Maco, Compostela Valley, Davao del Norte	Owned	Good			
	40 MW Gamu BESS	Brgy. Lenzon, Gamu, Isabela	Owned	Good			
	40 MW Magapit BESS	Brgy. Magapit, Lal-lo, Cagayan	Owned	Good			
	20 MW Ubay BESS	Brgy. Imelda, Ubay, Bohol	Owned	Good			
	50 MW San Manuel BESS	Brgy. Sto. Domingo, San Manuel, Pangasinan	Owned	Good			
	50 MW San Manuel BESS	Brgy. Sto. Domingo, San Manuel, Pangasinan	Owned	Good			
	50 MW Mexico BESS	Brgy. San Jose Matulid, Mexico, Pampanga	Owned	Good			
	50 MW Concepcion BESS	Brgy. Sta. Rosa, Concepcion, Tarlac	Owned	Good			
	40 MW Ormoc BESS	Brgy. Dolores, Ormoc City, Leyte	Owned	Good			
	40 MW Ormoc BESS	Brgy. Dolores, Ormoc City, Leyte	Owned	Good			
	20 MW Tabango BESS and NGCP interconnection facility	Barrio Tabango, San Isidro, Leyte	Land - Rented; BESS - Owned	Land - Good; BESS - Ongoing Construction	95,250.23	September 26, 2032	Renewable upon mutual agreement by both parties
<b>12</b>	<b>EXCELLENT ENERGY RESOURCES INC.</b>						
	Batangas Combined Cycle Power Plant (BCCPP)	Barangay Ilijan and Dela Paz, Batangas	Owned	Ongoing Construction			
	Land (where the BCCPP Project is situated)	Barangay Ilijan and Dela Paz, Batangas	Rented	Good	519,802.57	January 5, 2046	Renewable upon mutual agreement by both parties.
	Land (where the BCCPP and related facilities are situated)	Barangay Dela Paz, Batangas	Owned	Good			
<b>13</b>	<b>SAN MIGUEL GLOBAL POWER HOLDINGS CORP. (formerly SMC GLOBAL POWER HOLDINGS CORP.)<sup>(a)</sup></b>						
	C5 Office Space	100 E. Rodriguez Jr. Avenue (C-5 Road) Brgy. Ugong, Pasig City, Metro Manila	Owned	Good			
<b>14</b>	<b>MULTI-VENTURES INVESTMENT HOLDINGS, INC.</b>						
	Land	Ternate, Naic and Maragondon, Cavite	Owned	Good			
<b>15</b>	<b>SMC GLOBAL LIGHT AND POWER CORP.</b>						
	Land	Barangay San Luis, Cauayan City, Isabela	Owned	Good			

Company Name / Subsidiary	Address	Rented / Owned	Condition	Monthly Rental (In PhP, Unless Otherwise Indicated)	Expiry of Lease Contract	Terms of Renewal / Options
<b>INFRASTRUCTURE BUSINESS</b>						
<b>1 SAN MIGUEL HOLDINGS CORP.</b>						
Office Space	Wing A and B - 11/F San Miguel Properties Centre St. Francis Street, Mandaluyong City	Owned	Good			
Office Space	20/F San Miguel Properties Centre St. Francis Street, Mandaluyong City	Owned	Good			
Office Space - 83 sq meters	No. 40 San Miguel Avenue, Mandaluyong City	Owned	Good			
Office Space	4th Floor San Miguel Properties Center St. Francis Street Mandaluyong City	Owned	Good			
Office Space - 635.75 sq meters	Unit C and D - 23rd Floor of the JMT Corporate Condominium, ADB Avenue, Ortigas Center, Pasig City	Owned	Good			
Office Space	19th floor San Miguel Properties Centre St. Francis St. Ortigas Center Mandaluyong City	Owned	Good			
Office Space	Unit A - 18th Floor of the JMT Corporate Condominium, ADB Avenue, Ortigas Center Pasig City	Owned	Good			
<b>2 SMC NAIAX Corporation (Formerly: VERTEX TOLLWAYS DEVT. INC.)</b>						
Office Space	No. 40 San Miguel Ave., Mandaluyong City	Owned	Good			
Office Space	Unit C 18th Floor of the JMT Corporate Condominium, ADB Avenue, Ortigas Center	Owned	Good			
<b>3 TERRAMINO HOLDINGS, INC AND ASSETVALUES HOLDING COMPANY, INC.</b>						
Office Space	11F and 20/F San Miguel Properties Centre St. Francis Street, Mandaluyong City	Owned	Good			
<b>4 UNIVERSAL LRT CORPORATION (BVI) LIMITED</b>						
Office Space	11/F San Miguel Properties Centre, St. Francis Street, Mandaluyong City	Owned	Good			
<b>5 TRANS AIRE DEVELOPMENT HOLDINGS, CORP.</b>						
Residential Building	Caticlan, Malay, Aklan	Rented	Good	300,000.00	February 07, 2023	Subject to renewal or extension as mutually agreed between the parties
Office Space	Wing B 2/F San Miguel Building, 40 San Miguel Ave. Mandaluyong City	Owned	Good			
<b>6 SMC TPLEX HOLDINGS COMPANY, INC.</b>						
Land	Emilio Vergara Highway Corner Mabini Street Extension, Sta. Arcadia, Cabanatuan, Nueva Ecija	Owned	Good			
Land	Maharlika Highway, Malipampang, San Ildefonso, Bulacan	Owned	Good			
<b>7 SMC TPLEX CORPORATION</b>						
Head Office (Old)	Unit 06 UG Pioneer Highlands Condo Tower 2, Pioneer corner Madison Streets, Mandaluyong City	Owned	Good			
Office space	11th Floor San Miguel Properties Center St. Francis Street Mandaluyong City	Owned	Good			
Office space	The JMT Bldg, ADB Ave. Ortigas Center, Pasig City	Owned	Good			
Parking	The JMT Bldg, ADB Ave. Ortigas Center, Pasig City	Owned	Good			
DPWH Lodging	Brgy. Asan Norte, Municipality of Sison, Pangasinan	Rented	Good	11,578.95	December 31, 2022	Subject to renewal or extension as mutually agreed between the parties.
DPWH Lodging	Binalonan Pangasinan	Rented	Good	8,947.37	December 31, 2022	Subject to renewal or extension as mutually agreed between the parties.
ROWA SMPI Office space	Pozorrubio Pangasinan	Rented	Good	46,728.97	December 31, 2022	Subject to renewal or extension as mutually agreed between the parties
<b>8 OPTIMAL INFRASTRUCTURE DEVELOPMENT, INC.</b>						
Land	Manila Harbour Centre, Brgy. 128 Zone 10 (Isla de Balut/Vitas), Tondo, Manila City	Owned	Good			

Company Name / Subsidiary		Address	Rented / Owned	Condition	Monthly Rental (In PhP, Unless Otherwise Indicated)	Expiry of Lease Contract	Terms of Renewal / Options
9	<b>SLEEP INTERNATIONAL (NETHERLANDS) COOPERATIEF U.A.</b>						
	Office Space	Prins Bernhardplein 200, 1097 JB Amsterdam	Owned by the Service Provider	Good			
10	<b>WISELINK INVESTMENT HOLDINGS, INC.</b>						
	Office Space	40 San Miguel Avenue, Bgry. Wack-Wack Mandaluyong City	Owned	Good			
11	<b>ATLANTIC AURUM INVESTMENTS B.V.</b>						
	Office Space	Museumlaan 2, 3581 HK, Utrecht, The Netherlands	Owned by the Service Provider	Good			
12	<b>STAGE 3 CONNECTOR TOLLWAYS HOLDINGS CORPORATION</b>						
	Office Space	40 San Miguel Avenue, Mandaluyong City	Owned	Good			
13	<b>SMC SKYWAY STAGE 3 CORPORATION (Formerly: CITRA CENTRAL EXPRESSWAY CORP)</b>						
	Office Space	Unit D - 18th Floor of the JMT Corporate Condominium ADB Avenue, Ortigas Center Pasig City	Owned	Good			
	Office Space	11/F San Miguel Properties Centre, 7 St. Francis Street, Mandaluyong City	Owned	Good			
	Parking Slots	B1- 22 & 23 of the JMT Corporate Condominium ADB Avenue, Ortigas Center Pasig City	Owned	Good			
14	<b>SMC SKYWAY CORPORATION (Formerly: CITRA METRO MANILA TOLLWAYS CORPORATION)</b>						
	Office Space	21st to 24th Floors One Magnificent Mile-CITRA Building, San Miguel Avenue, Ortigas Center 1605 Pasig City	Owned	Good			
	Office Space	3/F Toll Operations Building, Doña Soledad Avenue, Brgy. Don Bosco, Parañaque City	Owned	Good			
	Office Space	11/F San Miguel Properties Centre, #7 St. Francis Street, Ortigas Center, Mandaluyong City	Owned	Good			
15	<b>SKYWAY O&amp;M CORPORATION</b>						
	Office Space	1st and 2nd Floors TOB Doña Soledad Avenue, Bicutan, Parañaque City	Owned	Good			
16	<b>ALLOY MANILA TOLL EXPRESSWAYS INC.</b>						
	Office Space	GF Operations and Control Center, Km.44 South Luzon Expressway, Sitio Latian, Brgy. Mapagong, Calamba City, Laguna	Owned by ROP (South Luzon Tollway Corporation Concession Rights)	Good			
	Land	Km.44 Sitio Latian, Brgy. Mapagong, Calamba City, Laguna	Owned	Good			
17	<b>JETHANDLER ASIA SERVICES, INC.</b>						
	Office Space	Caticlan, Malay, Aklan	Rented	Good	59,054.81	August 31, 2024	Renewable upon mutual agreement in writing by the parties through their duly authorized representatives
	Lot Rental	Caticlan, Malay, Aklan	Rented	Good	43,275.70	July 12, 2023	No renewal options
	Lot Rental	Caticlan, Malay, Aklan	Rented	Good	92,842.11	July 12, 2024	Renewable for another period of 2yrs upon mutual agreement of the parties
	PNP and OTS Office	Caticlan, Malay, Aklan	Rented	Good	18,947.37	December 31, 2022	Subject to renewal or extension upon expiration at the option of the LESSEE and on such terms and conditions as may mutually be agreed upon between the parties.
	PNP-SOU Staffhouse	Caticlan, Malay, Aklan	Rented	Good	8,421.05	December 31, 2022	Subject to renewal or extension upon expiration at the option of the LESSEE and on such terms and conditions as may mutually be agreed upon between the parties

Company Name / Subsidiary		Address	Rented / Owned	Condition	Monthly Rental (In PhP, Unless Otherwise Indicated)	Expiry of Lease Contract	Terms of Renewal / Options
	PNP-AVSEC Barracks	Caticlan, Malay, Aklan	Rented	Good	10,526.32	December 31, 2022	Subject to renewal or extension upon expiration at the option of the LESSEE and on such terms and conditions as may mutually be agreed upon between the parties
18	<b>MANILA TOLL EXPRESSWAY SYSTEMS, INC.</b>						
	Office Space	GF Operations and Control Center, Km.44 South Luzon Expressway, Sitio Latian, Brgy. Mapagong, Calamba City, Laguna	Owned by ROP (South Luzon Tollway Corporation Concession Rights)	Good			
19	<b>SMC INFRAVENTURES INC.</b>						
	Office Space	40 San Miguel Avenue, Mandaluyong City	Owned	Good			
20	<b>SMC SLEX INC. (Formerly: SOUTH LUZON TOLLWAYS CORPORATION)</b>						
	LAND	Lot 3122-C, Sitio Latian, Brgy. Mapagong, Calamba, Laguna	Owned	Good			
	Office Space	11F San Miguel Properties Centre St. Francis Street, Mandaluyong City	Owned	Good			
21	<b>SMC SKYWAY STAGE 4 CORPORATION (Formerly: CITRA INTERCITY TOLLWAYS, INC.)</b>						
	Office Space	4F Toll Operations Complex, Dona Soledad Ave., Better Living Subd., Paranaque City	Owned by ROP (Citra Metro Manila Tollways Corporation Concession Rights)	Good			
	Office Space	Unit B 18th Floor of the JMT Corporate Condominium, ADB Avenue, Ortigas Center, Pasig City	Owned	Good			
	Office Space	11/F San Miguel Properties Centre, 7 St. Francis Street, Mandaluyong City	Owned	Good			
	Parking Space	B4- JMT Corporate Condominium, ADB Avenue, Ortigas Center, Pasig City	Owned	Good			
	Parking Space	B1-JMT Corporate Condominium, ADB Avenue, Ortigas Center, Pasig City	Owned	Good			
22	<b>STAR INFRASTRUCTURE DEVELOPMENT CORPORATION</b>						
	Land	Brgy. Lapu Lapu, Ibaan, Batangas	Owned	Good			
	Office Space	23F JMT Corporate Condominium, ADB Ave., Ortigas Center, Pasig City	Owned	Good			
	SIDC OFFICE	7th Floor Electra House Condominium, 115- 117 Esteban St., Legaspi Village, Makati City	Rented	Good	48,050.86	January 31, 2023	Subject to renewal or extension as mutually agreed between the parties
23	<b>STAR TOLLWAY CORPORATION</b>						
	Office Space	Brgy. Tambo, Lipa City, Batangas	Owned by ROP (Star Infrastructure Development Corporation Concession Rights)	Good			
24	<b>ULCOM COMPANY, INC.</b>						
	Office Space	11/F San Miguel Properties Centre St. Francis Street, Mandaluyong City	Owned	Good			

Company Name / Subsidiary		Address	Rented / Owned	Condition	Monthly Rental (In PhP, Unless Otherwise Indicated)	Expiry of Lease Contract	Terms of Renewal / Options
<b>25</b>	<b>SMC MASS RAIL TRANSIT 7, INC.</b>						
	Office Space	40 San Miguel Avenue, Mandaluyong City	Owned	Good			
	Office Space	GF 808 Bldg, Meralco Avenue Cor Gen Lim Street, Brgy. San Antonio, Pasig City	Owned	Good			
	Office Space	4F 808 Bldg, Meralco Avenue Cor Gen Lim Street, Brgy. San Antonio, Pasig City	Owned	Good			
	Office Space	808 Bldg, Meralco Avenue Cor Gen Lim Street, Brgy. San Antonio, Pasig City (Meeting Rooms G & H)	Owned	Good			
	Office Space	808 Bldg, Meralco Avenue Cor Gen Lim Street, Brgy. San Antonio, Pasig City (Meeting Rooms I & J)	Owned	Good			
	Office Space	2F 808 Bldg, Meralco Avenue Cor Gen Lim Street, Brgy. San Antonio, Pasig City	Owned	Good			
	Storage Space	E. Rodriguez Avenue Cor Sta. Rosa De Lima St., Bagong Ilog, Pasig City (Secure Storage Services Corp. Unit S7 & S9)	Rented	Good	35,280.00	July 29, 2023	Subject to written agreement of both parties. However, upon failure to notify the lessor for renewal/termination, the agreement shall be deemed automatically renewed.
	Storage Space	E. Rodriguez Avenue Cor Sta. Rosa De Lima St., Bagong Ilog, Pasig City (Secure Storage Services Corp. Unit T27)	Rented	Good	8,820.00	September 14, 2023	Subject to written agreement of both parties. However, upon failure to notify the lessor for renewal/termination, the agreement shall be deemed automatically renewed.
	Office Space	4th Floor Kayumanggi Center, Commonwealth cor. Luzon Avenue, Quezon City	Rented	Good	216,150.00	November 30, 2023	Renewal and extension upon expiration of contract may be mutually agreed upon between parties.
	Condo Unit	Dover Hill Condominium, Mabini Cor Ortega and Pilar St., Addition Hills, San Juan City	Rented	Good	107,500.00	February 11, 2025	The Parties may agree in writing to renew and extend the lease period within 90 days from expiration of the lease period
<b>26</b>	<b>AEROFUEL STORAGE MANAGEMENT INC.</b>						
	Office Space	11/F San Miguel Properties Centre St. Francis Street, Mandaluyong City	Owned	Good			
<b>27</b>	<b>ARGONBAY CONSTRUCTION COMPANY, INC.</b>						
	Office Space	11/F San Miguel Properties Centre St. Francis Street, Mandaluyong City	Owned	Good			
<b>28</b>	<b>INTELLIGENT E- PROCESSES TECHNOLOGIES CORP.</b>						
	Office Space	11F and 20/F San Miguel Properties Centre St. Francis Street, Mandaluyong City	Owned	Good			
	Office Space	23F San Miguel Properties Centre, 7 St. Francis Street, Ortigas Center, Mandaluyong City	Owned	Good			
	Office Space	KM 44 South Luzon, Brgy. Mapagong, Sitio Larian, Calamba, Laguna	Owned	Good			
<b>29</b>	<b>LUZON CLEAN WATER DEVELOPMENT CORPORATION</b>						
	Office Space	BBW Administration Bldg. Don Manuel F. Reyes Ave. PH 1, Gate 1, Pleasant Hills Subd., Brgy. San Manuel City of SJDM, Bulacan 3023	Owned	Good			
<b>30</b>	<b>PASIG RIVER EXPRESSWAY CORPORATION</b>						
	Office Space	40 San Miguel Avenue, Mandaluyong City	Owned	Good			

Company Name / Subsidiary		Address	Rented / Owned	Condition	Monthly Rental (In PhP, Unless Otherwise Indicated)	Expiry of Lease Contract	Terms of Renewal / Options
<b>31</b>	<b>TPLEX OPERATIONS AND MAINTENANCE CORP</b>						
	Office Space	Brgy. San Pascual Tarlac City	Owned	Good			
	Office Space	Brgy Baculong, Victoria, Tarlac	Owned	Good			
	Office Space	Brgy Palakipak, Rosales, Pangasinan	Owned	Good			
	Office Space	Gerona, Tarlac	Owned	Good			
	Office Space	Urdaneta, Pangasinan	Owned	Good			
	Office Space	Rosario, La Union	Owned	Good			
<b>32</b>	<b>SINCERE LUMBER CO., INC.</b>						
	Office Space	11/F San Miguel Properties Centre St. Francis Street, Mandaluyong City	Owned	Good			
	Land	1500 Quirino Ave., Paco, Manila City, Metro Manila	Owned	Good			
<b>33</b>	<b>SAN MIGUEL AEROCITY INC</b>						
	Office Space	Lower Penthouse, 808 Building, Meralco Avenue, Brgy Antonio Pasig City	Owned	Good			
	Office Space	5th Floor, 808 Building, Meralco Avenue, Brgy Antonio Pasig City	Owned	Good			
	Office Space	3rd Floor, 808 Building, Meralco Avenue, Brgy Antonio Pasig City	Owned	Good			
	Parking Space	Gen. Capinpin St./Parking Space Brgy San Antonio, Pasig City	Owned	Good			
<b>34</b>	<b>SMC Central Access Link Expressway Corp.</b>						
	Office Space	40 San Miguel Avenue, Bgry. Wack-Wack Mandaluyong City	Owned	Good			
<b>35</b>	<b>SMC Marilao Access Link Expressway Corp.</b>						
	Office Space	40 San Miguel Avenue, Bgry. Wack-Wack Mandaluyong City	Owned	Good			
<b>36</b>	<b>SMC Northern Access Link Expressway Corp.</b>						
	Office Space	40 San Miguel Avenue, Bgry. Wack-Wack Mandaluyong City	Owned	Good			
<b>37</b>	<b>SMC Southern Access Link Expressway Corp.</b>						
	Office Space	40 San Miguel Avenue, Bgry. Wack-Wack Mandaluyong City	Owned	Good			
<b>38</b>	<b>SOUTH LUZON TOLL ROAD-5 EXPRESSWAY INC</b>						
	Office Space	40 San Miguel Avenue, Bgry. Wack-Wack Mandaluyong City	Owned	Good			
<b>39</b>	<b>SMC TOLLWAYS CORPORATION (Formerly: ATLANTIC AURUM INVESTMENTS PHILIPPINES CORPORATION)</b>						
	Office Space	11F San Miguel Properties Centre, 7 St. Francis St., Ortigas Center, Mandaluyong City	Owned	Good			
<b>40</b>	<b>SMC SLEX Holdings, Inc. (Formerly: MTD MANILA EXPRESSWAYS, INC.)</b>						
	Office Space	11F San Miguel Properties Centre St. Francis Street, Mandaluyong City	Owned	Good			
<b>41</b>	<b>ASSETVALUES HOLDING COMPANY INC</b>						
	Office Space	11F and 20/F San Miguel Properties Centre St. Francis Street, Mandaluyong City	Owned	Good			
<b>42</b>	<b>SMC AEROTROPOLIS INC</b>						
	Office Space	40 San Miguel Avenue, Bgry. Wack-Wack Mandaluyong City	Owned	Good			
<b>43</b>	<b>PHILIPPINE INTERNATIONAL AIRPORT INC.</b>						
	Office Space	40 San Miguel Avenue, Bgry. Wack-Wack Mandaluyong City	Owned	Good			
<b>44</b>	<b>SMC AVIATION CITY INC.</b>						
	Office Space	40 San Miguel Avenue, Bgry. Wack-Wack Mandaluyong City	Owned	Good			

Company Name / Subsidiary		Address	Rented / Owned	Condition	Monthly Rental (In PhP, Unless Otherwise Indicated)	Expiry of Lease Contract	Terms of Renewal / Options
<b>45</b>	<b>TOLL ROAD OPERATION AND MAINTENANCE VENTURE CORPORATION</b>						
	Office Space	11/F San Miguel Properties Centre, #7 St. Francis Street, Ortigas Center, Mandaluyong City	Owned	Good			
<b>46</b>	<b>SMC CBEX INC</b>						
	Office Space	40 San Miguel Avenue, Bgry. Wack-Wack Mandaluyong City	Owned	Good			
<b>47</b>	<b>SMC NBEX INC</b>						
	Office Space	40 San Miguel Avenue, Bgry. Wack-Wack Mandaluyong City	Owned	Good			
<b>OTHERS</b>							
<b>1</b>	<b>SAN MIGUEL CORPORATION</b>						
	Iligan Coconut Oil Mill	Sta.Filomena, Iligan City	Owned	Good			
	Land and Warehouse	A. Del Rosario Ave., Brgy. Tipolo, Mandaue City	Owned	Good			
	Land	Banilad, Mandaue - Petron Station	Owned	Good			
	Land	Alfonso, Cavite - Management Training Center	Owned	Good			
	Office Space	Meralco Ave., Pasig City - 808 Building	Owned	Good			
	Warehouse Only	Northbay Blvd., Navotas, Metro Manila	Owned	Good			
	Land	San Fernando, Pampanga - SMFI Poultry	Owned	Good			
	Office Space	40 San Miguel Ave., Mandaluyong City - SMC Corporate Office	Owned	Good			
	Land	San Rafael, Tarlac - Petron Station	Owned	Good			
	Land	Tagaytay - Petron Station	Owned	Good			
	Land	Tunasan - Petron Station	Owned	Good			
	Land	Looc Ouano, Mandaue City	Owned	Good			
	Warehouse Only	SMC Complex, Quebiawan, San Fernando, Pampanga	Owned	Good			
<b>2</b>	<b>REAL ESTATE BUSINESS</b>						
	San Miguel Properties, Inc.						
	Bel Aldea Subdivision	Brgy. San Francisco, Gen. Trias, Cavite	Owned	Good			
	Maravilla Subdivision	Brgy. San Francisco, Gen. Trias, Cavite	Owned	Good			
	Asian Leaf Subdivision	Brgy. San Francisco, Gen. Trias, Cavite	Owned	Good			
	Office Spaces	San Miguel Properties Centre, Mandaluyong City	Owned	Good			
	Office Building	155 Edsa (SMITS), Ortigas Center, Mandaluyong City	Owned	Good			
	Land	620 Lee St., Mandaluyong City	Owned	Good			
	Land	San Isidro Road corner Unnamed Road Lot, Brgy. Tatalon, Cabuyao, Laguna	Owned	Good			
	Land and Building	808 Bldg. Meralco Avenue corner General Lim St., Brgy. San Antonio, Pasig City	Owned	Good			
	Land	Along Commerce Avenue Corner Asean Drive and Jakarta Lane, Filinvest Corporate City, Brgy. Alabang, Muntinlupa City	Owned	Good			
	Land	Brgy. Canlubang and Majada, Calamba City, Laguna	Owned	Good			
	Land	Barrio de Fuego, Gen. Trias, Cavite	Owned	Good			
	Land	Barrio Sinaliw Munti, Alfonso, Cavite	Owned	Good			
	Land	Brgys. of Mabatac, Sinaliw and Kaytitinga, Sitios of Amuyong and Haulian, Alfonso, Cavite	Owned	Good			
	Land	Brgys. Lourdes and Santiago, Lubao, Pampanga	Owned	Good			
	Land	Cagay Road, Brgy. Asid, Masbate City	Owned	Good			
	Land	Brgy. Tagabuli, Sta. Cruz, Davao del Sur	Owned	Good			
	Land	Sitio Landing, Brgy. Darong, Sta. Cruz, Davao del Sur	Owned	Good			
	Land	Brgy. Darong, Sta. Cruz, Davao del Sur	Owned	Good			
	Land	Brgy. Bato, Sta. Cruz, Davao del Sur	Owned	Good			
	Land	Brgy. Yapak, Boracay Island, Malay, Aklan	Owned	Good			
	Land	327 Brgy. Prenza-San Fermin, Cauayan City, Isabela	Owned	Good			
	Land	471 F. Ortigas St., Brgy. Hagdang Bato Libis, Mandaluyong City	Owned	Good			
	Land/Building/Improvements	San Miguel Corporation - Head Office Complex, No. 40 San Miguel Avenue, Mandaluyong City	Owned	Good			
	Land	Dr. A Santos Ave. (Sucat Road), Parañaque City	Owned	Good			
	Land	Brgy. Boot, Tanuan, Batangas	Owned	Good			



Company Name / Subsidiary		Address	Rented / Owned	Condition	Monthly Rental (In PhP, Unless Otherwise Indicated)	Expiry of Lease Contract	Terms of Renewal / Options
	Land	Brgy. Glamang (Silway), Polomolok, South Cotabato	Owned	Good			
	Land	Maragondon / Mabacao - Magallanes Road, Brgy. Mabato, Maragondon, Cavite	Owned	Good			
	Land	Acacia St., Brgy. Hagdang Bato, Mandaluyong City	Owned	Good			
	Land	Sixto Avenue, Maybunga, Pasig City	Owned	Good			
	Land	National Road, Brgy. Bunawan, Davao City	Owned	Good			
	Land	Crestview Heights Subd., San Roque, Antipolo, Rizal	Owned	Good			
	Land and Building	Crestview Circle, Crestview Heights Subdivision, San Roque, Antipolo City	Owned	Good			
	Land	618 Lee St. Brgy. Addition Hills, Mandaluyong City	Owned	Good			
	Land	Brgy. Bucal Calamba, Laguna	Owned	Good			
	Land	Brgy. Tawala, Panglao, Bohol	Owned	Good			
	Land and Building	635 Lee St. Addition Hills Mandaluyong City	Owned	Good			
	Land and Building	Brgy. Sasa, Davao City	Owned	Good			
	Land	Brgy. De Fuego, Brgy. San Francisco General Trias,	Owned	Good			
	Land and Building	Lot1-D Brgy. Parian, Calamba City, Laguna	Owned	Good			
	Land	SJCB Sta. Maria Bulacan- Lots 2&4	Owned	Good			
	Bel-Aldea Realty, Inc.						
	Land and Building	No. 77 IPO St., Brgy. Paang Bundok, La Loma, Quezon City	Owned	Good			
	Bright Ventures Realty, Inc.						
	Land	A. Marcos cor M.H. del Pilar and A. Mabini Sts., Addition Hills, San Juan City	Owned	Good			
	Land / Dover Hill	No. 168 Pilar Corner P. Zamora Sts., Brgy. Addition Hills, San Juan City	Owned	Good			
	Brillar Realty and Development Corp.						
	Land	Limbones Island, Brgy. Papaya, Nasugbu, Batangas	Owned	Good			
	Dimanyan Wakes Holdings, Inc.						
	Land	Bo. Bulalacao, Bulalacao Island, Coron, Palawan	Owned	Good			
	Busuanga Bay Holdings Inc.						
	Land	Bo. Bulalacao, Bulalacao Island, Coron, Palawan	Owned	Good			
	Bulalacao Property Holdings, Inc.						
	Land	Bo. Bulalacao, Bulalacao Island, Coron, Palawan	Owned	Good			
	Calamian Prime Holdings, Inc.						
	Land	Bo. Bulalacao, Bulalacao Island, Coron, Palawan	Owned	Good			
	Palawan White Sands Holdings Corp.						
	Land	Bo. Bulalacao, Bulalacao Island, Coron, Palawan	Owned	Good			
	Coron Islands Holdings, Inc.						
	Land	Bo. Bulalacao, Bulalacao Island, Coron, Palawan	Owned	Good			
	Rapidshare Realty and Development Corporation						
	Land	341 Northwestern St., Brgy. Wack-Wack, Greenhills, Mandaluyong City	Owned	Good			
	SMC Originals, Inc.						
	Land	Antonio Arnaiz Avenue corner Estacion St., Brgy. Pio del Pilar, Makati City	Owned	Good			
	Silang Resources, Inc.						
	Land	Brgys. San Vicente, San Miguel, Biluso And Lucsuhin, Silang, Cavite	Owned	Good			

Company Name / Subsidiary	Address	Rented / Owned	Condition	Monthly Rental (In PhP, Unless Otherwise Indicated)	Expiry of Lease Contract	Terms of Renewal / Options
Tanauan Resources, Inc.						
Land	No. 34 McKinley Road, Brgy. Forbes Park (North Side), Makati City	Owned	Good			
SMPI Makati Flagship Realty Corp.						
Land and Building	117 Legaspi and Gallardo Sts., Legaspi Village, Makati City	Owned	Good			
Carnell Realty, Inc.						
Land	621 Lee St., Mandaluyong City	Owned	Good			
Grandioso Realty Corporation						
Land	National Road, Brgy. Tumbler, General Santos City	Owned	Good			
Sta. Cruz Resource Management, Inc.						
Land and Building	54 and 50 Hydra St., Bel Air 3, Makati City	Owned	Good			
Maison 17 Properties, Inc.						
Land	116 Legaspi and Gallardo Sts., Legaspi Village, Makati City	Owned	Good			
Integrated Geosolutions, Inc.						
Land	Bo.Diezmo, Cabuyao, Laguna	Owned	Good			
Tierra Castellanas Development Inc.						
Land	Brgy. Bungoy, Dolores, Quezon	Owned	Good			
Excel Unified Land Resources Corp.						
Wedge Woods Subdivision	Silang, Cavite	Owned	Good			
512 Acacia Holdings, Inc.						
Land	512 Acacia Ave., Ayala Alabang Village Phase II-A, Brgy. Alabang, Muntinlupa City	Owned	Good			
La Belle Plume Realty Inc						
Land	Western Visayas	Owned	Good			
La Verduras Realty Corp.						
Land	No. 38 Gen. Delgado Street, San Antonio Village, Pasig City	Owned	Good			
First Monte Sierra Realty Corporation						
Land	Brgy. San Antonio, Basco, Batanes	Owned	Good			
El Vertice Realty Corp.						
Land and Building	4912 Pasay Road, Dasmariñas Village, Makati City	Owned	Good			
Estima Realty Corp.						
Land and Building	4914 Pasay Road, Dasmariñas Village, Makati City	Owned	Good			
Lanes and Bi-Ways Realty Corp.						
Land	403 Columbia St., East Greenhills, Mandaluyong City	Owned	Good			
Land	#2 Columbia St. N.East Greenhills, San Juan	Owned	Good			
Premiata Realty, Inc.						
Land	52 Mercedes cor 61 Aries, Bel Air 3, Makati City	Owned	Good			
Picanto de Alta Realty Corp.						
Land	1331 J.P. Laurel St. Brgy. 643 Zone 066, San Miguel District, Manila	Owned	Good			
Kingsborough Realty, Inc.						
Land	37 Gen. Delgado St., San Antonio Village, Pasig City	Owned	Good			
E- Fare Investment Holdings Inc.						
Land	Mariveles, Bataan	Owned	Good			
Rapidshare Realty and Development Corporation						
Land	Northwestern Street, Barangay Wack-Wack Greenhills, Mandaluyong City	Owned	Good			
Land and Building	Ortigas Street, Barangay Wack-Wack, Greenhills, Mandaluyong City	Owned	Good			

Company Name / Subsidiary	Address	Rented / Owned	Condition	Monthly Rental (In PhP, Unless Otherwise Indicated)	Expiry of Lease Contract	Terms of Renewal / Options
Apice Solare Resources Corp.						
Land	National Road, Barangay Igmaya-an, District 1, Don Salvador Benedicto, Negros Occidental	Owned	Good			
Roca Pesada Realty Corp.						
Land	118 Esteban Abada St. Varsity Hills, Quezon City	Owned	Good			
Casa Sabroso Holdings Inc.						
Land and Building	Ilongo St. La Vista, Quezon City	Owned	Good			
Uno Clarity Investment Holdings Inc.						
Land and Building	Buruanga, Aklan	Owned	Good			
Zee2 Resources Inc.						
Land	82 Cambridge Circle, North Forbes Park, Makati City	Owned	Good			
Quicksilver Development Corp.						
Land	50 McKinley Road North Forbes Park Makati City	Owned	Good			
Max Harvest Holdings Inc.						
Land	Brgy. Anyatam San Ildefonso Bulacan	Owned	Good			
One Wilson Cayenne Holdings, Inc.						
Land	708-A J.R Yulo St. Mandaluyong City	Owned	Good			
Land	6-C East St. Addition Hills Mandaluyong City	Owned	Good			
Auburnrite Holdings Inc.						
Land	Bungahan, Biñan, Laguna	Owned	Good			
Land	Mamplasan, Biñan, Laguna	Owned	Good			
Bricktree Properties Inc.						
Land	Bancalaan, Palawan	Owned	Good			
Unexplored Land Developers, Inc						
Land	Bugsuk Palawan	Owned	Good			
Ocean-side Maritime Enterprises, Inc						
Land	Bugsuk Palawan	Owned	Good			
Labayug Air Terminals Incorporated						
Land	Bugsuk Palawan	Owned	Good			
Pura Electric Co. Inc						
Land	Bugsuk Palawan	Owned	Good			
Punong Bayang Housing Development Corporation						
Land	Bugsuk Palawan	Owned	Good			
Habagat Realty Development Incorporated						
Land	Bugsuk Palawan	Owned	Good			
Spade One Resorts Corporation						
Land	Bugsuk Palawan	Owned	Good			
Ondarre Holdings Corp.						
Land	Mandaluyong City	Owned	Good			
Soracil Prime Inc.						
Land	Mandaluyong City	Owned	Good			
<b>3 PACIFIC CENTRAL PROPERTIES, INC.</b>						
Land	Limay, Combined Power Plant, Limay, Bataan	Owned	Good			
Land	Dauin, Negros Oriental	Owned	Good			
Land	Outlook Drive, Baguio City	Owned	Good			
<b>4 SMC SHIPPING AND LIGHTERAGE CORPORATION AND SUBSIDIARIES</b>						
SMC Shipping and Lighterage Corporation						
Land	Maribojoc-Cortes National Road Junction, Barrio Salvador, Cortes, Bohol	Owned	Good			
Land and Building	Dr. A. Santos Avenue corner Unnamed Road, Brgy. San Antonio, Parañaque City	Owned	Good			
Land	Mariveles Bataan Lot #1 and #2, Barrio of Lucanin, Mariveles, Bataan	Owned	Good			
Land	Mariveles Bataan Lot #3, Barrio of Agnipa and Cabcaban, Mariveles, Bataan	Owned	Good			
Land	National Road, Brgy. San Pedro, Bauan and Brgy. San Juan, Mabini, Batangas	Owned	Good			
Building (Admin Buildings, Warehouses D, C, R, S, I, N, Q, L, M, Terminals, Parking Shed, Loading Bay)	Ouano Wharf, Looc, Manduae City	Owned	Good			
Building (KCSLI)	Dad Cleland Avenue, Looc, Lapu Lapu City	Owned	Good			

Company Name / Subsidiary	Address	Rented / Owned	Condition	Monthly Rental (In PhP, Unless Otherwise Indicated)	Expiry of Lease Contract	Terms of Renewal / Options
Land and Building	Brgy. Loboc, Lapaz, Iloilo	Owned	Good			
Land	Mariveles, Bataan	Rented	Good	2,705,619.94	September 30, 2030	Renewable upon mutual agreement of the parties
Land	Yard 2, Engineering Island, Baseco Compound, Port Area, Manila City	Rented	Good	4,812,360.00	January 02, 2037	Renewable upon mutual agreement of the parties
Land at Bataan Warehouse 1 & 2	Freeport Area, Mariveles, Bataan	Rented	Good	422,638.94	May 31, 2023	Renewable upon mutual agreement of the parties
Land	Block 22 Manila Harbor Center, Tondo, Manila City	Rented	Good	1,263,237.72	July 14, 2023	Renewable upon mutual agreement of the parties
Land	San Pedro, Bauan, Batangas	Rented	Good	450,000.00	December 06, 2042	SMCSL can exercise an option to purchase the reclaimed lot during the life of the lease period should the municipality decide to sell the property
Land	Brgy. Tubod, Municipality of Sto. Tomas, La Union	Rented	Good	200,000.00	August 31, 2027	Renewable upon mutual agreement of the parties
Land	Putting Buhangin hi-way, Orion (TCT #s 226614, 2015000040, 2015000041)	Rented	Good	217,800.00	June 30, 2034	Renewable upon mutual agreement of the parties
Land	Bo. of Gua-an, Municipality of Leganes, Province of Iloilo	Owned	Good			
Land	Ouano Wharf, Looc, Manduae City	Owned	Good			
Land	Road Lot 3 Brgy. 128 Zone 010, Tondo, Manila	Owned	Good			
Land	Santa Elena, Orion, Bataan	Owned	Good			
Land, Land Improvement (e.g. Pier), Building, and Machineries	Namonitan, Santo Tomas, La Union	Owned	Good			
Warehouse	Limay, Bataan	Owned	Good			
Coal Warehouse	Namonitan, Santo Tomas, La Union	Owned	Good			
Land	Baluarte, Tagoloan Misamis Oriental	Owned	Good			
Land	Lot 1118&1119 Putting Buhangin Orion Bataan	Owned	Good			
Warehouse	Mactan, Cebu	Owned	Good			
Warehouse	Loboc, Iloilo	Owned	Good			
Warehouse	Tagoloan, Misamis Oriental	Owned	Good			
Pier	Iloilo	Owned	Good			
Pier	Mandaue, Cebu	Owned	Good			
Warehouse	Mabini, Bauan, Batangas	Owned	Good			
Blk 12 (Lot 1) and Blk 14 (Lot 1-15)	Harbor, Manila	Owned	Good			
Warehouses (14 warehouses) 14,700sqm in total	Zone 3, Upper Agusan, Cagayan de Oro City	Rented	Good	1,929,375.00	December 31, 2023	Renewable upon mutual agreement of the parties
WarehouseS (1,5,9,10)	Brgy. Masaya, Rosario Batangas	Rented	Good	571,160.71	June 30, 2023	Renewable upon mutual agreement of the parties
Warehouse (3&5)	Bicol Oil Mill Cmpd. Balogo, Pasacao, Camarines Sur	Rented	Good	324,000.00	December 31, 2023	Renewable upon mutual agreement of the parties
Warehouse rental for Feedmill Plant	CDO	Owned	Good			
Warehouse rental for Feedmill Plant	Iloilo	Owned	Good			
Warehouse (Whses A, B, D1, D2)	Casisang, Malaybalay City, Bukidnon	Rented	Good	390,000.00	December 31, 2023	Renewable upon mutual agreement of the parties

Company Name / Subsidiary		Address	Rented / Owned	Condition	Monthly Rental (In PhP, Unless Otherwise Indicated)	Expiry of Lease Contract	Terms of Renewal / Options
	Foreshore Area	Looc, Lapu Lapu City	Rented	Good	1,342.67	October 04, 2023	Renewable after one (1) year or upon mutual agreement of the parties
	Foreshore Area	Looc, Lapu Lapu City	Rented	Good	1,398.79	October 05, 2023	Renewable after one (1) year or upon mutual agreement of the parties
	Foreshore Area	Looc, Lapu Lapu City	Rented	Good	27,994.66	January 24, 2023	Renewable after one (1) year or upon mutual agreement of the parties
	Foreshore Area	Looc, Lapu Lapu City	Rented	Good	1,763.17	October 04, 2023	Renewable after one (1) year or upon mutual agreement of the parties
	Foreshore Area	Looc, Lapu Lapu City	Rented	Good	5,246.54	February 15, 2023	Renewable after one (1) year or upon mutual agreement of the parties
	Warehouse (NZU 1 & 2)	Campo Islam, Zamboanga City	Rented	Good	451,143.00	December 31, 2023	Renewable upon mutual agreement of the parties
	Warehouse	Door L9 & R8, Far East Cereals Bldg, Davao	Rented	Good	288,250.00	June 30, 2023	Renewable upon mutual agreement of the parties
	Warehouse	218 Don Jose Canciller Avenue, Cauayan City	Rented	Good	89,000.00	July 15, 2023	Renewable upon mutual agreement of the parties
	Warehouse (28, 29, 34, 37, & 40)	12 Zone 3, Kauswagan, CDO	Rented	Good	945,000.00	December 31, 2022	Renewable upon mutual agreement of the parties
	Warehouse	Leganes, Iloilo (2A, 3A, 5A & 6A)	Rented	Good	2,106,046.06	December 31, 2023	Renewable upon mutual agreement of the parties
	Warehouse 1&2	Brgy. 11-B, Poblacion District, Davao City	Rented	Good	315,210.00	June 30, 2023	Renewable upon mutual agreement of the parties
	Warehouse (SMB 3 and Duty Free)	Trial Park Zamboanga Ecozone @ Freeport Authority, Brgy. Talisayan, Zamboanga	Rented	Good	269,010.00	June 30, 2023	Renewable upon mutual agreement of the parties
	Warehouse 1&2	Marasbaras, Tacloban	Rented	Good	225,000.00	July 31, 2023	Renewable upon mutual agreement of the parties
	Warehouse A	Blk 11 lots 4-7, Phase 2 FCIE, Brgy Langkaan, Dasmariñas, Cavite	Rented	Good	1,318,900.00	December 31, 2022	Renewable upon mutual agreement of the parties
	Warehouse B & C	Blk 11 lots 4-7, Phase 2 FCIE, Brgy Langkaan, Dasmariñas, Cavite	Rented	Good	930,600.00	December 31, 2022	Renewable upon mutual agreement of the parties
	Warehouse D1 an D3	Lots 1&2 Blk 2, Phase 3 FCIE, Brgy Langkaan, Dasmariñas, Cavite	Rented	Good	1,496,880.00	January 31, 2023	Renewable upon mutual agreement of the parties
	Warehouse (GMC3)	Taboc, Brgy. San Jose, Pili Cam Sur	Rented	Good	192,857.14	December 31, 2023	Renewable upon mutual agreement of the parties
	Warehouse (GMC1&2)	San Jose, Pili, Camarines sur	Rented	Good	288,000.00	December 31, 2023	Renewable upon mutual agreement of the parties
	Warehouse (JY G4)	Espina St., Brgy Labangal, General Santos City	Rented	Good	337,500.00	December 31, 2022	Renewable upon mutual agreement of the parties
	Office space	Namayan Compound, No. 979 Castaneda St., Brgy Namayan, Mandaluyong	Rented	Good	10,000.00	June 30, 2023	Renewable upon mutual agreement of the parties
	Warehouse 1&2, office space	Pangao, Ibaan, Batangas	Rented	Good	223,214.29	June 30, 2023	Renewable upon mutual agreement of the parties
	Buildings 1-8	Lapulapu, Ibaan, Batangas	Rented	Good	1,169,171.43	June 30, 2023	Renewable upon mutual agreement of the parties
	Warehouse 1&2	National Highway, Santiago, Pili, Camarines Sur	Rented	Good	221,785.72	December 31, 2023	Renewable upon mutual agreement of the parties
	Warehouse (A3,A7,B2,B3,B4,B6,B9)	PRK5 Bario Mahayag, Bunawan, Davao	Rented	Good	784,530.00	December 31, 2022	Renewable upon mutual agreement of the parties
	Warehouse 21	Sitio Pantay, Baranggay Maguyam, Silang, Cavite	Rented	Good	149,982.00	June 04, 2023	Renewable upon mutual agreement of the parties
	Warehouse 23	Sitio Pantay, Baranggay Maguyam, Silang, Cavite	Rented	Good	152,119.80	June 04, 2023	Renewable upon mutual agreement of the parties
	Warehouse 5-7	Sitio Pantay, Baranggay Maguyam, Silang, Cavite	Rented	Good	508,200.00	June 04, 2023	Renewable upon mutual agreement of the parties

Company Name / Subsidiary		Address	Rented / Owned	Condition	Monthly Rental (In PhP, Unless Otherwise Indicated)	Expiry of Lease Contract	Terms of Renewal / Options
	Warehouse 8	Sitio Pantay, Baranggay Maguyam, Silang, Cavite	Rented	Good	169,400.00	June 04, 2023	Renewable upon mutual agreement of the parties
	Warehouse 12	Sitio Pantay, Baranggay Maguyam, Silang, Cavite	Rented	Good	240,240.00	July 08, 2023	Renewable upon mutual agreement of the parties
	Warehouse 13-15	Sitio Pantay, Baranggay Maguyam, Silang, Cavite	Rented	Good	819,000.00	June 04, 2023	Renewable upon mutual agreement of the parties
	Warehouse 22	Sitio Pantay, Baranggay Maguyam, Silang, Cavite	Rented	Good	151,078.20	June 04, 2023	Renewable upon mutual agreement of the parties
	Bldg 2 Doors 5-7	PLDC Diversion Road, Naga City, Camarines Sur	Rented	Good	300,000.00	December 31, 2023	Renewable upon mutual agreement of the parties
	Warehouse 1-3	Sitio Tawagan, Consolacion, Cebu	Rented	Good	360,000.00	December 31, 2023	Renewable upon mutual agreement of the parties
	Warehouse 1&2	Tabok, Mandaue City, Cebu	Rented	Good	368,160.00	December 31, 2023	Renewable upon mutual agreement of the parties
	Warehouse 3	Sta. Elena, Orion Bataan	Rented	Good	1,555,200.00	December 31, 2023	Renewable upon mutual agreement of the parties
	Condo	15J Pearl of the Orient Ermita, Manila	Rented	Good	17,600.00	May 19, 2023	Renewable upon mutual agreement of the parties
	Condo	Room 703 Fuyong Mansion, Sta. Cruz, Manila	Rented	Good	30,000.00	December 31, 2022	Renewable upon mutual agreement of the parties
	Condo	33J Pearl of the Orient Ermita, Manila	Rented	Good	18,000.00	April 07, 2023	Renewable upon mutual agreement of the parties
	Condo	5011 Admiral Baysuites, Malate, Manila	Rented	Good	24,000.00	July 31, 2023	Renewable upon mutual agreement of the parties
	Condo	705 Burgundy Place Condominium, Loyola Heights, QC	Rented	Good	22,690.93	July 31, 2023	Renewable upon mutual agreement of the parties
	Warehouse (B1-B3)	Parang, Batangas	Rented	Good	618,000.00	June 30, 2023	Renewable upon mutual agreement of the parties
	Office Space	2nd Floor, Unit G, Blk 9 Lot 4-6 Manila Harbour Center, Fernando St. Cor. Francisco St. Zone 10 Barangay 128, Tondo Manila	Rented	Good	21,804.69	September 01, 2023	Renewable upon mutual agreement of the parties
	Office Space	2nd Floor, Unit G, Blk 9 Lot 4-6 Manila Harbour Center, Fernando St. Cor. Francisco St. Zone 10 Barangay 128, Tondo Manila	Rented	Good	21,804.69	May 01, 2023	Renewable upon mutual agreement of the parties
	Office Space	5th Floor, Unit B, Blk 9 Lot 4-6 Manila Harbour Center, Fernando St. Cor. Francisco St. Zone 10 Barangay 128, Tondo Manila	Rented	Good	46,284.33	March 01, 2023	Renewable upon mutual agreement of the parties
	Office Space	3rd Floor, Blk 9 Lot 4-6 Manila Harbour Center, Fernando St. Cor. Francisco St. Zone 10 Barangay 128, Tondo Manila	Rented	Good	346,741.76	February 15, 2023	Renewable upon mutual agreement of the parties
	Office Space	4th Floor, Blk 9 Lot 4-6 Manila Harbour Center, Fernando St. Cor. Francisco St. Zone 10 Barangay 128, Tondo Manila	Rented	Good	346,741.76	January 17, 2023	Renewable upon mutual agreement of the parties
	Warehouse (FCMI 1 &2)	FCMI Compound, Legaspi Oil, Davao City	Rented	Good	1,800,000.00	December 25, 2023	Renewable upon mutual agreement of the parties
	Warehouse (FCMI 3)	FCMI Compound, Legaspi Oil, Davao City	Rented	Good	923,200.00	June 30, 2023	Renewable upon mutual agreement of the parties
	Staffhouse	Blk. 3 Lot 37 Pittland Terelay Subd. Cabuyao Laguna	Rented	Good	5,357.14	September 04, 2023	Renewable upon mutual agreement of the parties
	Staffhouse	Poblacion Norte, Sta. Barbara, Pangasinan	Rented	Good	7,142.86	April 14, 2023	Renewable upon mutual agreement of the parties
	Parking Space	Bldg 6, Parking 56 and 57, Brgy. 99 and 101 Vitas and Velasquez St. Tondo, Manila	Rented	Good	9,000.00	March 23, 2023	Renewable upon mutual agreement of the parties
	Condo	Bldg 3, Unit 1443, Brgy. 99 and 101 Vitas and Velasquez St. Tondo, Manila	Rented	Good	17,000.00	July 15, 2023	Renewable upon mutual agreement of the parties
	Condo	Bldg 1, Unit 1207, Brgy. 99 and 101 Vitas and Velasquez St. Tondo, Manila	Rented	Good	17,000.00	July 15, 2023	Renewable upon mutual agreement of the parties
	Condo	Unit 2, No. 681, Beaterio Street corner Magallanes Street, Intramuros, Manila	Rented	Good	25,000.00	June 15, 2023	Renewable upon mutual agreement of the parties
	Condo	Unit 51-A North Tower, One Shangri-La Place	Rented	Good	160,000.00	December 27, 2023	Renewable upon mutual agreement of the parties
	Condo	Bldg 5, Unit 1415, Brgy. 99 and 101 Vitas and Velasquez St. Tondo, Manila	Rented	Good	17,000.00	May 01, 2023	Renewable upon mutual agreement of the parties

Company Name / Subsidiary		Address	Rented / Owned	Condition	Monthly Rental (In PhP, Unless Otherwise Indicated)	Expiry of Lease Contract	Terms of Renewal / Options
	Condo	Bldg 10. Unit 215, Brgy. 99 and 101 Vitas and Velasquez St. Tondo, Manila	Rented	Good	17,000.00	June 01, 2023	Renewable upon mutual agreement of the parties
	Condo	Bldg 10. Unit 233, Brgy. 99 and 101 Vitas and Velasquez St. Tondo, Manila	Rented	Good	17,000.00	April 01, 2023	Renewable upon mutual agreement of the parties
	Warehouse (Elim)	Lam-An, Ozamis City, Misamis Occidental	Rented	Good	37,500.00	December 31, 2023	Renewable upon mutual agreement of the parties
	Staffhouse	23 Tubod West, Sto. Tomas, La Union	Rented	Good	10,000.00	April 30, 2023	Renewable upon mutual agreement of the parties
	Condo	Bldg 13. Unit 766, Brgy. 99 and 101 Vitas and Velasquez St. Tondo, Manila	Rented	Good	13,000.00	March 22, 2023	Renewable upon mutual agreement of the parties
	Condo	Bldg 9. Unit 274, Brgy. 99 and 101 Vitas and Velasquez St. Tondo, Manila	Rented	Good	17,000.00	March 26, 2023	Renewable upon mutual agreement of the parties
	Condo	4F-414, Brgy. 99 and 101 Vitas and Velasquez St. Tondo, Manila	Rented	Good	15,000.00	March 15, 2023	Renewable upon mutual agreement of the parties
	Warehouse (13-17)	MCT Complex, Tagoloan, Misamis Oriental	Rented	Good	1,636,600.00	May 15, 2023	Renewable upon mutual agreement of the parties
	Warehouse (2,3,4,7,8,9,12)	MCT Complex, Tagoloan, Misamis Oriental	Rented	Good	1,636,600.00	December 31, 2023	Renewable upon mutual agreement of the parties
	Warehouse	Door 2-3, Bay 6, Everland Agricorp, Sasa, Davao	Rented	Good	228,348.21	June 30, 2023	Renewable upon mutual agreement of the parties
	Warehouse 1 & 2	Pangao, Ibaan, Batangas	Rented	Good	223,214.29	June 30, 2023	Renewable upon mutual agreement of the parties
<b>SMC Shipping and Lighterage Corporation and SL Mariveles Drydocking and Shipyard Corporation</b>							
	Building (Warehouses, Admin Building, Slipway, Seawall, Guardhouse)	Luzon Avenue, Baseco Compound, Mariveles, Bataan	Owned	Good			
	Land	Baseco Compound Luzon Avenue Mariveles, Bataan	Rented	Good	730,747.07	December 31, 2023	Renewable upon mutual agreement of the parties
<b>SMC Shipping and Lighterage Corporation and Baseco Shipyard Corporation</b>							
	Building (Warehouses, Admin Building, Improvements, Container Yard, Access Roads, Guardhouse, Truckscales, Equipments)	Yard 2, Engineering Island, Baseco Compound, Port Area, Manila City	Owned	Good			
	Land	Yard 2, Engineering Island, Baseco Compound, Port Area Manila	Rented	Good	2,523,293.73	December 31, 2023	Renewable upon mutual agreement of the parties

Company Name / Subsidiary	Address	Rented / Owned	Condition	Monthly Rental (In PhP, Unless Otherwise Indicated)	Expiry of Lease Contract	Terms of Renewal / Options
<b>SL Harbour Bulk Terminal Corporation</b>						
Land	Blk14 Lots 1-4 Manila Harbour Centre, Brgy. 128, Zone 10, Tondo District, Manila City	Owned	Good			
Land	Blk15 Lots 8-9 Brgy. 128 Zone 010, Tondo, Manila	Owned	Good			
Land	Blk4 Lot 10-11 Road Lot 3, Brgy. 128 Zone 010, Tondo, Manila	Owned	Good			
Land	Manila Harbour Center Lot 3 fronting Blk 15 lot 9 (BERTHING 5)	Rented	Good	445,605.72	April 29, 2024	Renewable upon mutual agreement of the parties
Land	Manila Harbour Center Lot 3 fronting Blk 15 lot 9 (BERTHING 4)	Rented	Good	337,456.47	April 29, 2024	Renewable upon mutual agreement of the parties
Land	Blk17 Lot 4 Manila Harbour Centre, Vitas, Tondo, Manila City	Rented	Good	431,323.88	Continuing unless terminated and agreed by both parties	Renewable upon mutual agreement of the parties
Foreshore and Offshore Areas	Gracia, Tagoloan, Misamis Oriental (41,682 sqm)	Rented	Good	27,145.23	March 07, 2029	May be renewed for 25 years upon terms and conditions mutually agreed upon by the parties
Foreshore and Offshore Areas	Gracia, Tagoloan, Misamis Oriental (50,152 sqm)	Rented	Good	251,233.01	March 07, 2029	May be renewed for 25 years upon terms and conditions mutually agreed upon by the parties
Foreshore and Offshore Areas, and Port Facility	Gracia, Tagoloan, Misamis Oriental (121,396 sqm)	Rented	Good	279,927.04	Continuing unless terminated and agreed by both parties	Renewable upon mutual agreement of the parties
Building (Admin Buildings, Terminals, Parking Shed, Loading Bay, Mini Laboratory, Storage Areas)	Manila Harbour Centre, Brgy. 128, Zone 10, Tondo, Manila City	Owned	Good			
Land Improvements (Walkways, Driveway, Ground Improvements, Access Roads, Catwalks, Perimeter Fence, Etc.)	Manila Harbour Centre, Brgy. 128, Zone 10, Tondo, Manila City	Owned	Good			
Buildings (Admin Building, Bulk Office, Mini Laboratory, etc.)	Limay, Bataan	Owned	Good			
Buildings (Admin Building, Mini Laboratory, etc.)	Tagoloan, Misamis Oriental	Owned	Good			
Land	Blk12 Rd 10 Cor Rd 21 New Harbour Center, Brgy. 128 Zone 010, Tondo, Manila	Owned	Good			
Land	Blk14 Lot 5 Rd Lot 3 Cor Rd Lot 9 New Harbour Center, Brgy. 128 Zone 010, Tondo, Manila	Owned	Good			
Land	Barrio Kitang, Limay, Bataan (228,616 sqm)	Rented	Good	484,144.60	December 31, 2022	Renewable on a year to year basis for as long as the original lease agreement is in effect and under such terms and conditions based on the mutal consent and agreement of both parties
Land	Block 15, Lots 1-7, Manila Harbour Centre, Tondo, Manila	Rented	Good	3,013,776.95	January 26, 2024	Renewable upon mutual agreement of the parties
Leasehold Improvements (Driveway, Pier, Perimeter Fence, etc.)	Limay, Bataan	Owned	Good			
Leasehold Improvements (Driveway, Pier, Perimeter Fence, etc.)	Tagoloan, Misamis Oriental	Owned	Good			
Machinery and Equipment (Fuel Tanks)	Bataan Combined Cycle Power Plant, Barangay Luz, Kitang 2, Limay, Bataan	Rented	Good	4,517,480.55	December 31, 2022	Renewable upon mutual agreement of the parties
Machinery and Equipment (Fuel Tanks, Water Tanks, Tank Truck Loading Racks, etc.)	Manila Harbour Centre, Brgy. 128, Zone 10, Tondo, Manila City	Owned	Good			
Machinery and Equipment (Fuel Tanks, Water Tanks, Tank Truck Loading Racks, etc.)	Limay, Bataan	Owned	Good			
Machinery and Equipment (Fuel Tanks, Water Tanks, Tank Truck Loading Racks, etc.)	Tagoloan, Misamis Oriental	Owned	Good			
Land	386,755 sqm land in Manila Harbour Center	Rented	Good	170,645.22	April 30, 2023	Renewable upon mutual agreement of the parties
Land	The lease agreement pertains to lease of land in Manila Harbor Blk 4 lot 10 and 11.	Rented	Good	1,072,000.00	Continuing unless terminated and agreed by both parties	Renewable upon mutual agreement of the parties
Land	Road Lot 3 fronting lot 10 and 11 of block 4, Manila Harbour Centre, Tondo, Manila City	Rented	Good	211,263.20	May 14, 2023	Renewable upon mutual agreement of the parties



Company Name / Subsidiary	Address	Rented / Owned	Condition	Monthly Rental (In PhP, Unless Otherwise Indicated)	Expiry of Lease Contract	Terms of Renewal / Options
MG8 Terminal Inc.						
Land	Road Lot 19 (New Harbor Center) Brgy. 128 Zone 010, Tondo, Manila	Owned	Good			
Land	Lucanin, Mariveles, Bataan	Owned	Good			
Land	Mabini, Batangas	Owned	Good			
Land	Lot 10181, CAD-584, C-24 San Pedro, Bauan Cadastre	Owned	Good			
Land	Lot 10184-A, of the sub. Plan, Psd-04-148187 being a portion of Lot - 10184 Cad 584, Bauan Cadastre	Owned	Good			
Land	Lot 14038-B of the sub. Plan Psd-04-195256 being portion of Lot 14038 Cad 584, Bauan Cad., LRC Rec. No.	Owned	Good			
Land	Lot 10156 Cad-584 San Pedro, Bauan, Batangas TCT 05-0034-00532	Owned	Good			
Land and pier and port facilities	Various land in Bauan, Batangas	Owned	Good			
Warehouse 1, 2, 3	Mabini and Bauan, Batangas	Owned	Good			
SMC Shipyard Cebu Land Inc.						
Land and Building	Dad Cleland Ave., Looc, Lapu Lapu City	Owned	Good			
La Union Shipyard and Marine Service Corporation						
Buildings	Tubod Sto. Tomas La Union	Owned	Good			
Leasehold Improvemens/Shipyard	Tubod Sto. Tomas La Union	Owned	Good			
LS Shipping Management Corporation						
Landrights and improvements	Barangay San Miguel, Municipality of Bauan, Province of Batangas.	Owned	Good			
Elite Marine Construction Corporation						
Land	Barangay Putting Buhangin, Orion, Bataan	Rented	Good	30,000.00	December 31, 2022	Renewable upon mutual agreement of the parties
Land	Lot 1071, Barangay Putting Buhangin, Orion, Bataan	Rented	Good	44,555.00	September 01, 2023	Renewable upon mutual agreement of the parties
Condo	125 Bernadette Street, 8th Avenue, Grace Park, Caloocan City	Rented	Good	15,789.47	August 07, 2023	Renewable upon mutual agreement of the parties
Office space	5th floor, Unit A Kynsna Bldg, Blk 9 Lot 4-6 Manila Harbour Centre Fernando St Cor. Francisco Siero St Barangay 128 Zone 10 Dist 1 1012 Tondo I / II NCR, City of Manila, First District Philippines	Rented	Good	44,150.99	January 31, 2023	Renewable upon mutual agreement of the parties
Cupertino Realty Corporation						
Land 1 - TOT# 095-2011000677	PPA BY PASS Road, Barangay Loboc, La Paz, City of Ilo-Ilo	Owned	Good			
Land 2 - TOT# 095-2011000678	Barangay Loboc, La Paz, City of Ilo-Ilo	Owned	Good			
Building 1	Barangay Loboc, La Paz, City of Ilo-Ilo	Owned	Good			
Building 2	Barangay Loboc, La Paz, City of Ilo-Ilo	Owned	Good			

Company Name / Subsidiary	Address	Rented / Owned	Condition	Monthly Rental (In PhP, Unless Otherwise Indicated)	Expiry of Lease Contract	Terms of Renewal / Options
<b>5 SM BULK WATER CO., INC.</b>						
Land	Bobulusan, Guinobatan, Albay	Owned	Good			
Land	Brgy. Batang, Ligao City	Owned	Good			
<b>6 SMC STOCK TRANSFER SERVICE CORPORATION</b>						
Office Space	Units 1505-1507, Robinsons Equitable Tower, ADB Avenue, corner Poveda, Pasig City	Owned	Good			
Parking Space	Parking Slots 31-33, Robinsons Equitable Tower, ADB Avenue, corner Poveda, Pasig City	Owned	Good			
<b>7 SAN MIGUEL PAPER PACKAGING CORPORATION</b>	Dr. A Santos Avenue, Sucat, Parañaque City	Owned	Good			
<b>8 SAN MIGUEL INTEGRATED LOGISTICS SERVICES INC.</b>						
San Miguel Integrated Logistics Services Inc. and subsidiary						
Warehouse	45 Muelle Dela Industria Binondo Manila	Owned	Good			
Land and Building	Brgy. Pulong Sta. Cruz, Sta. Rosa, Laguna	Owned	Good			
Ulas Warehouse	Brgy. Talomo, Ulas, Davao City	Owned	Good			
Warehouse	M. Roxas St., Barrio San Roque, Marikina City	Owned	Good			
Warehouse	8380 Dr. A. Santos Avenue, Barangay BF Homes, Sucat, Paranaque	Owned	Good			
Land	Purok 5, Brgy Rawis Legazpi City	Owned	Good			
Land	A. Mabini Street San Juan City	Owned	Good			
Land	Fe Martinez St. Brgy Anghit Daet Camarines Norte	Owned	Good			
Petrofuel Logistics Inc						
Office	SMC Head Office Complex, #40 San Miguel Avenue, Mandaluyong City	Owned	Good			
<b>9 SAN MIGUEL INTEGRATED MERCHANDISING SERVICES INC.</b>						
Office	6th Floor, The JMT Corporate Condominium, ADB Avenue, Ortigas Center, Pasig City, Metro Manila	Rented	Good	490,196.72	March 31, 2023	Renewable upon mutual agreement of the parties
Office	G/F, IT Benedicto College, A.S. Fortuna Street, Bakilid, Mandaue City	Rented	Good	75,131.84	January 31, 2023	New contract upon expiration of the previous
Office	Lot 1 C. Ramon Diaz St., Villa Corazon del Rosario, Naga City, Camarines Sur	Rented	Good	10,500.00	March 28, 2023	New contract upon expiration of the previous
Office	Kingspire Business Centre, KM. 71, Mc Arthur Hiway, Brgy. San Isidro, San Fernando City, Pampanga	Rented	Good	32,971.96	July 31, 2023	New contract upon expiration of the previous
Office	2nd Floor, Serenity Dreams Bed & Breakfast, 127B, Sorongon Drive, Brgy. Danao, Iloilo City	Rented	Good	13,250.00	November 30, 2023	New contract upon expiration of the previous
Office	Realmark Commercial Hub Mons. Hayes St. Pinikitan Camaman-An, Cagayan De Oro City	Rented	Good	10,000.00	October 15, 2023	New contract upon expiration of the previous
Office	Room 304, 2nd Floor, G & J E Bldg., Cor. Hernaez Locsin Sts., Brgy. 38, Bacolod City, 6100	Rented	Good	7,500.00	December 14, 2023	New contract upon expiration of the previous
<b>10 SAN MIGUEL EQUITY INVESTMENTS INC. AND SUBSIDIARIES</b>						
San Miguel Equity Investments Inc.						
Office Space	No. 40 San Miguel Avenue, Mandaluyong City	Owned	Good			
Ionic Cementworks Industries Inc.						
Land	Pagbilao, Quezon	Owned	Good			
Arthocem Concrete Industries Inc.						
Land	Sariaya, Quezon	Owned	Good			
Southstrong Cement Industries Corp.						
Land	Leganes, Iloilo	Owned	Good			
Land	Tayasan, Negros Oriental	Owned	Good			
Primero Cemento Industries Corp.						
Land	Agno, Pangasinan	Owned	Good			

Company Name / Subsidiary	Address	Rented / Owned	Condition	Monthly Rental (In PhP, Unless Otherwise Indicated)	Expiry of Lease Contract	Terms of Renewal / Options
Southern Concrete Industries Inc (formerly: Oro Cemento Industries Corporation)						
Land	Darong, Sta. Cruz, Davao del Sur	Owned	Good			
Cement Grinding Plant	Darong, Sta. Cruz, Davao del Sur	Owned	Good			
E-Novate Holdings, Inc.						
Land	Cagniog and Trinidad, Surigao City	Owned	Good			
Northern Cement Corporation						
Head Office Space	3rd Flr 155 Eda Building, 155 Edsa Brgy Wack Wack Mandaluyong	Owned	Good			
Cement Plant	Brgy. Labayug, Sison Pangasinan	Owned	Good			
Cement Plant	Brgy. Labayug, Sison Pangasinan	Owned	On-going Construction			
Land	Brgy. Inoman, Pozorrubio, Pangasinan	Owned	Good			
Land	Brgy. Labayug, Inmalog - Sison Pangasinan	Owned	Good			
Land	Brgy. Bila And Paldit - Sison, Pangasinan	Owned	Good			
Land	Brgy. Amagbagan, Sison, Pangasinan	Owned	Good			
Land	Brgy. Bobonan, Inoman, Sugcong - Pozorrubio, Pangasinan	Owned	Good			
Land	Brgy. Lunec, Malasiqui, Pangasinan	Owned	Good			
Land	Brgy. Asin, Malasiqui, Pangasinan	Owned	Good			
Land	Brgy. La Paz, Villasias And Mangan Dampay - Malasiqui, Pangasinan	Owned	Good			
Land	Brgy. Mangan Dampay, Taloyan, Bacudao - Malasiqui, Pangasinan	Owned	Good			
Land	Brgy. Ansagan, Tuba, Benguet	Owned	Good			
Land	Brgy. Tubod And Namonitan - Sto Tomas, La Union	Owned	Good			
Land	Brgy. Namonitan And Casantaan - Sto Tomas, La Union	Owned	Good			
Land	Brgy. Paldit, Sison, Pangasinan	Rented	Good	80,405.74	December 31, 2025	Renewable subject to conditions
Land	Brgy Olympia, Makati City	Rented	Good	35,740.34	December 31, 2024	Renewable subject to conditions
Eagle Cement Corporation						
Head Office Space	2F Smits Bldg. 155 EDSA, Brgy. Wack-Wack, Mandaluyong City	Owned	Good			
Cement Plant	Brgy. Akle, San Ildefonso, Bulacan	Owned	Good			
Cement Grinding Plant	Brgy. Lamao, Limay, Bataan	Owned	Good			
Land	Brgy. Akle, San Ildefonso, Bulacan	Owned	Good			
Land	Brgy. Bohol na Mangga, San Ildefonso, Bulacan	Owned	Good			
Land	Brgy. Alagao, San Ildefonso, Bulacan	Owned	Good			
Land	Brgy. Talbak, DRT, Bulacan	Owned	Good			
Land	Brgy. Kalawakan, DRT, Bulacan	Owned	Good			
Land	Brgy. Biak-na-Bato, San Miguel, Bulacan	Owned	Good			
Land	Brgy. Mabalasbalas, San Rafael, Bulacan	Owned	Good			
Land	Brgy. Gabihan, San Ildefonso, Bulacan	Owned	Good			
Land	Brgy. Caingin, San Rafael, Bulacan	Owned	Good			
Land	Brgy. Caigsing, Ginatilan, Cebu	Owned	Good			
Land	Brgy. Campisong, Ginatilan, Cebu	Owned	Good			
Land	Brgy. Guiwanon, Ginatilan, Cebu	Owned	Good			
Land	Brgy. Looc, Ginatilan, Cebu	Owned	Good			
Land	Brgy. Malatbo, Ginatilan, Cebu	Owned	Good			
Land	Brgy. Poblacion, Ginatilan, Cebu	Owned	Good			
Land	Mabalacat, Pampanga	Owned	Good			

Company Name / Subsidiary		Address	Rented / Owned	Condition	Monthly Rental (In PhP, Unless Otherwise Indicated)	Expiry of Lease Contract	Terms of Renewal / Options
	Land	Harvard Street, Wack Wack Village Subdivision, Brgy Wack Wack, Mandaluyong City	Owned	Good			
	Land	(EDSA), Wack Wack Subdivision, Brgy Wack Wack, Mandaluyong City	Owned	Good			
	Warehouse Space	Malasique, Pangasinan	Rented	Good	153,820.80	September 14, 2023	Renewable subject to conditions
	Warehouse Space	Paranaque City	Owned	Good			
	Warehouse Space	Ibaan, Batangas	Rented	Good	492,723.20	April 03, 2023	Renewable subject to conditions
	Warehouse Space	Imus, Cavite	Rented	Good	268,000.00	April 30, 2025	Renewable subject to conditions

<sup>(a)</sup> The change in the corporate name was approved by the SEC on March 9, 2023

<sup>(b)</sup> The change in the corporate name was approved by the SEC on March 31, 2023.

<sup>(c)</sup> The change in the corporate name was approved by the SEC on February 7, 2023.

<sup>(d)</sup> The change in the corporate name was approved by the SEC on March 9, 2023.

<sup>(e)</sup> The change in the corporate name was approved by the SEC on March 22, 2023.

Note: All owned properties are free of liens and encumbrances, except for the following:

<sup>(f)</sup> The Power Plant, including all related facilities therein, are mortgaged in favor of the lenders to secure the loan obligation of LPI;

<sup>(g)</sup> The Power Plant, including all related facilities therein, are mortgaged in favor of the lenders to secure the loan obligation of MPI; and

<sup>(h)</sup> The Power Plant, including all related facilities therein, and the land are mortgaged in favor of the lenders to secure the loan obligation of MPPCL.

**ANNEX “E”**

**SAN MIGUEL CORPORATION**  
**LIST OF PRODUCTS FOR 2022**



## LIST OF PRODUCTS

### **I. BEER AND NAB**

1. San Miguel Pale Pilsen
2. San Mig Light
3. San Miguel Super Dry
4. San Miguel Premium All-Malt
5. Red Horse
6. Red Horse Super
7. Gold Eagle
8. Cerveza Negra / San Miguel Cerveza Negra
9. San Miguel Flavored Beer
10. San Mig Zero
11. San Mig Free
12. San Miguel NAB
13. San Miguel Flavored NAB
14. San Miguel Cerveza Blanca
15. San Miguel Chocolate Lager ( Limited Edition)
16. Valor
17. Blue Ice
18. Dragon
19. W1N Bia (Bia Hoi)
20. Anker
21. Kuda Putih
22. Bruck
23. Knight
24. Hard Seltzer

### **NON-ALCOHOLIC BEVERAGES**

1. Magnolia Fruit Drink
2. Magnolia Healthtea
3. Cali
4. San Mig Flavored Water

### **BREWED FOR PRIVATE LABEL**

1. Ikinama
2. Kiwamugi
3. Ceus
4. Elite

**BREWED UNDER LICENSING/TOLLING AGREEMENT**

1. Carlsberg
2. Sunlik

**IMPORTED/DISTRIBUTED**

1. Kirin Ichiban
2. Samuel Adams
3. Angry Orchard
4. Spitfire
5. Whistable Bay
6. Mahou
7. Magners
8. Arcobrau
9. Blackthorn
10. Little Creatures

## **II. SPIRITS**

1. Ginebra San Miguel
2. Ginebra San Miguel Premium Gin
3. G.S.M. Blue Light Gin
4. G.S.M. Blue Flavors (MOJITO, MARGARITA, GIN POMELO and COSMOPOLITAN)
5. Primera Light (PRIMERA LIGHT IMPORTED)
6. Vino Kulafu (CHINESE WINE)
7. Antonov Vodka
8. Don Enrique Mixkila Distilled Spirit
9. Añejo Gold Rum (65 PROOF)
10. G&T Ultralight Spirit Drink
11. San Miguel Ethyl Alcohol

## **FOR EXPORT ONLY**

12. Tondeña Gold Rum
13. Tondeña Manila Rum (Gold)
14. Mix Gin
15. Mix Rum
16. Mix Vodka



### **III. FOOD**

**San Miguel Foods, Inc.**

#### **POULTRY**

##### **Live Broilers**

##### **Dressed Chicken (Wholes)**

- Magnolia Fresh Chicken (Fresh Chilled, Frozen)
- Magnolia Spring Chicken (Fresh Chilled, Frozen)
- Magnolia Big Bird (Fresh and Frozen)
- Magnolia Jumbo Chicken (Fresh and Frozen)
- Magnolia Free Range Chicken (Fresh and Frozen)

##### **Cut-ups**

- Magnolia Chicken Cut-ups (Fresh Chilled, Frozen)
- Magnolia Chicken Station Cut-ups (cut and packed in the Chicken Stations)
- Magnolia Free Range Cut-ups

##### **Marinated, Ready to Cook**

- Magnolia Chicken Timplados Ready-to-Cook (Fried Chicken, BBQ, Tocino, Teriyaki, Spicy Wings, Oriental Wings, Inasal, Spicy Fried Chicken, Roasters Lemon Herb, Roasters Smoked Pepper, Bola-Bola, Chicken Longanisa, Grillers Classic Roast)

- Magnolia Chicken Station Timplados (Cheesy Fingers, Vanilla Fingers, Lumpiang Shanghai, Spicy Neck, Chicken Frillers, Korean BBQ, Chicken Siomai, Chicken Tapa) – produced in Chicken Stations

- Magnolia Chicken Streat Sarap (Isaw, Chicken Feet, Chicken Neck)

- Magnolia Real Chicken Burger Steak

##### **Giblets**

- Magnolia Chicken Giblets (Fresh and Frozen Liver and Gizzard)

##### **Institutional**

- Whole Chicken
- Customized Bone-in Cut-ups and Deboned Fillets

##### **Export**

- Magnolia Chicken Griller (Fresh and Frozen)
- Chicken Yakitori (Frozen)
- Bone-in Chicken Cut-ups (Frozen)
- Boneless Chicken Cut-ups (Frozen)
- Marinated Products (Frozen)

##### **Brown Eggs**

- Magnolia Cage-Free Brown Eggs 12s
- Magnolia Egg-A-Day 7s

#### **FRESH MEATS**

##### **Live Hogs**

##### **Wholesale Cuts**

- Pork
  - Hog Carcass
  - Boxed Primal Parts

## Beef

- Beef Forequarters
- Beef Hindquarters
- Boxed Primal Cuts

## Retail Cut-ups

- Monterey Primal Cuts (Pork, Beef)
- Monterey Meatshop Cut Ups (Pork, Beef) - cut and packed in Monterey Meatshops

## Marinated

- Monterey Meatshop Timplados (Pork, Beef) - produced in Monterey Meatshops
- Pork BBQ Tenderloin Skewers
- Monterey Exclusives (Baby Back Ribs, American Style Ribs, Pork Tocino)

## FEEDS

### Animal and Aquatic Feeds

#### Hog Feeds

- B-MEG Premium Hog Pellets
- B-MEG Expert Hog Feeds
- B-MEG Expert Premium
- B-MEG Expert Complete
- B-MEG Mega Mash
- B-MEG Essential Hog Feeds
- B-MEG Essential Performix
- B-MEG Bonanza Hog Pellets
- Jumbo Hog Feeds
- Pureblend Hog Pellets

#### Poultry Feeds

- B-MEG Premium Layer
- B-MEG Essential Layer
- B-MEG Expert Layer
- B-MEG Layer
- B-MEG Integra
- B-MEG Integra Powermaxx
- B-MEG Derby Ace
- B-MEG Alertone Mixed Grains
- B-MEG Fighting Cock Pellets
- B-MEG F-Series
- B-MEG Pigeon Pellets
- B-MEG Premium Broiler
- B-MEG Essential Broiler
- B-MEG Essential Broiler Breeder
- B-MEG Broiler
- B-MEG Broiler Starter
- B-MEG Broiler Finisher
- B-MEG Chick Grower
- B-MEG Duck Feeds
- Jumbo Pullet Developer Pellets
- Pureblend Broiler
- Pureblend Special Broiler
- Pureblend Layer
- Pureblend Duck Feeds

**Aquatic Feeds**

B-MEG Super Premium Floating Feeds  
B-MEG Premium Fish Feeds  
B-MEG Aquaration Feeds  
B-MEG Prize Catch Floating Feeds  
B-MEG Nutrifloat Floating Feeds  
Pinoy Sinking Pellets

**Others**

Pureblend Quail Feeds  
B-MEG Horse Feeds

**Concentrates**

B-MEG Hog Concentrate  
B-MEG Cattle Concentrate  
B-MEG Pig Protein Concentrate  
B-MEG Essential Hog Concentrate  
B-MEG Essential Goat Concentrate  
B-MEG Essential Cattle Concentrate

**Animal Health Care Veterinary Medicines****Anti-infective - Water Soluble Preparations**

Amoxil-V (Amoxicillin 20%)  
Cephalexin 20%  
Chlortetracycline 25%  
Cotrimoxazole 48%  
Doxa-V (Doxycycline 20%)  
Dox-C-Lin Gold Premium  
B-MEG Integra Trimax  
B-MEG Integra CXD-3

**Supplement/Vitamins - Water Soluble Preparations**

Elec-V (Electrolytes)  
Multi-V (Multi-vitamins)  
Multivitamins + Minerals + Amino Acids  
Vitamin B-Complex (Broiler)  
B-MEG Integra Electromax  
B-MEG Integra Multimax

**Anti-Inflammatory/Anti-pyretic - Water Soluble Preparation**

Para-V

**Dewormer/Anti-nematodal - Water Soluble Preparations**

Bulatigok SD (Levamisole 2%)  
Bulatigok (Levamisole 20%)

**Injectables**

Alamycin LA  
Respiclear

**Supplement/Vitamins - Injectables**

Iron Vet  
Norovit

**Oral Preparations**

B-MEG Integra Trifast  
B-MEG Integra Power Edge  
B-MEG Integra Worm-X  
B-MEG Integra Worm-X Maxx

**Anti-infective - Liquid Preparations**

Norfloxacin 20%

**Supplement/Vitamins - Liquid Preparations**

Vitamin ADE OS

Vitamin E 60%

Multi-V

Multi-V Plus (MV+AA OS)

B-MEG Integra Multimax D5

PneumoCare (Essential Oils + Ethanol)

**Anti-infective - Feed Premix**

Tiamulin 10%

**Supplement/Vitamins - Feed Premixes**

B-MEG Essential Swine Vitamin

B-MEG Essential Swine Mineral

B-MEG Essential Poultry Vitamin

B-MEG Essential Poultry Mineral

**Disinfectants**

Protect Plus

Protect Plus Gold

Aqua Care

Calci Clear

**Others**

B-MEG Integra Feather Shine Shampoo

Cyrokil

**Pet Care**

Dog Food

Nutri Chunks Hi-Protein Puppy Lamb

Nutri Chunks Optimum Adult Beef

Nutri Chunks Optimum Adult Lamb

Nutri Chunks Coatshine Adult Salmon

Nutri Chunks Maintenance Adult Beef

Nutri Chunks Maintenance Small Breed Lamb

**San Miguel Mills, Inc.****Hard Wheat Flour**

Emperor

King

Pacific

Monarch

Harina de Pan de Sal

Count

**Soft Wheat Flour**

Queen

Countess

Red Dragon

Nova

Vega

Alpha

Polaris

**Specialty Flour**

Baron All-Purpose Flour

Gallant All Purpose Flour

Baron Siopao Flour  
Princess Cake Flour  
Golden Wheat Whole Wheat Flour (Fine and Coarse)

**Customized Flour**

Royal Premium Noodle Flour  
Royal Special Noodle Flour  
Prince Miki Flour  
Prince Noodle Flour  
Prince Wrapper Flour

**Premixes**

Bake Best Bibingka Mix  
Bake Best Brownie Mix  
Bake Best Butter Cake Mix  
Bake Best Crinkle Mix  
Bake Best Pan De Sal Mix  
Bake Best Puto Mix  
Mix & Fry Yeast Raised Doughnut Mix

**Bakery Ingredients**

Bake Best Baking Powder  
Bake Best Bread Improver  
Bake Best Gold Bread Improver  
Bake Best Platinum Bread Improver  
Emperor's Best Instant Yeast

**The Purefoods-Hormel Company, Inc.**

**REFRIGERATED MEATS**

**Hotdogs**

Purefoods Tender Juicy Hotdog (Classic, Jumbo, Kingsize, Cocktail, Cheesedog, Chick 'n Cheese, Giant, Cheesy Pizza, Cheesy Spaghetti, Balls, Cheeseballs, Cheesy Corndog)  
Purefoods Star Hotdog (Classic, Cheezeedog, Chick n' Tasty, Cheeseballs, Footlong)  
Purefoods Star Cheesedog (Regular, Jumbo, Footlong)  
Purefoods Star Chick n' Tasty (Regular, Jumbo)  
Higante Hotdog (Classic, Cheesedog, Chicken, Chicken and Cheese)  
Purefoods Deli Franks (German, Angus Beef, Cheese, Spicy Pepper Beef)  
Purefoods Deli Sausages (Bockwurst, Schublig, Hungarian Cheese, Breakfast Sausage)  
Purefoods Beefies Hotdog (Regular, Lots-a-Cheese)  
Vida Hotdog  
Bongga Hotdog

**Breaded, Battered and Fried**

Purefoods Chicken Nuggets (Chicken Breast Nuggets, Crazy Cut Shapes, Letters & Numbers, Bacon & Cheese, Cheese Overload, Drummets, Chicken Popcorn, Spicy Chicken Nuggets)  
Purefoods Fish Nuggets  
Purefoods Shrimp Tempura  
Purefoods Tail-On Shrimp  
Purefoods Squid Rings  
Purefoods Chicken Katsu  
Purefoods Pork Katsu  
Purefoods Chicken Karaage  
Purefoods Crispy Fried Chicken (Classic, Soy Garlic, Garlic Parmesan)  
Star Chicken Nuggets (Chicken, Chick'n Cheese)  
Star Burger Bites

**Bacon**

Purefoods Bacon (Honeycured, Spicy Barbecue, Maple-flavored, Bacon Crumble, Beef Bacon)  
Hormel Black Label Bacon  
Vida Bacon

**Sliced Hams**

Purefoods Ham (Sweet, Cooked, Chicken)  
Purefoods Fiesta Ham Slices  
Star Sweet Ham  
Vida Sweet Ham

**Whole Hams**

Purefoods Fiesta Ham (Whole, Pre-Sliced, Bone-in, Chicken)  
Purefoods Jamon de Bola (Pork, Chicken)  
Purefoods Chinese Ham  
Purefoods Brick Ham  
Purefoods Pear-Shaped Ham (Pork, Chicken)  
Jamon Royale

**Ready-to-Cook/Ready-to-Eat**

Monterey Sisig  
Purefoods Chicken Teriyaki, Chicken Balls  
Ready-to-Eat Viands (Kare Kare, Bistek Tagalog, Lechon Paksiw, Pork Binagoongan, Pork Humba, Beef Caldereta, Beef Pares, Bicol Express, Chicken Afritada, Callos, Korean Beef Stew, Dinuguan, Chicken Pastel, Chicken Curry, Pininyahang Manok, Chicken Caldereta, Beef Mechado)  
Ready-to-Eat Classic Filipino Soups (Beef Bulalo, Beef Kansi, Chicken Binakol, Sinampalukang Manok)  
Purefoods Sauces (Spaghetti Sauce)

**Native Line**

Purefoods Tocino (Classic, Sweet Chili, Chicken)  
Purefoods Longanisa (Hamonado, Recado, Chicken)  
Purefoods Tapa (Beef, Chicken, Sweet & Spicy Beef, Hot & Spicy Chicken)  
Purefoods Adobo Flakes  
Purefoods BBQ ala Liempo (Pinoy BBQ)  
Purefoods Chicken Inasal  
Purefoods Chicken Barbecue  
Purefoods Sisig  
Purefoods Chicharon Bulaklak

**Plant-Based**

Veega Meat Free Line (Burger Patty, Sausage, Giniling, Nuggets, Balls)  
Veega Meat Free RTE Line (Bulgogi, Spicy Soy Garlic Balls)  
Veega Vegan Line (Adobo Flakes, Tapa, Tocino)

**GROCERY PRODUCTS****Corned Meats**

Purefoods Corned Beef (Classic, Hash, Chili, Hot & Spicy, with Chunks)  
Chunkee Corned Beef  
Star Corned Beef (Regular, Chunky Cheese)  
Star Carne Norte  
Bongga Carne Norte (Regular, Hot & Spicy)

**Luncheon Meats**

Purefoods Luncheon Meat (Classic, BBQ, Chili Pepper, Bacon, Cheese)  
Purefoods Chinese Style Luncheon Meat  
Purefoods Chicken Luncheon Meat  
Star Beef Loaf  
Star Meat Loaf

Bongga Beef Loaf  
SPAM (Regular, Less Sodium, Lite, Tocino)

**Sausages**

Purefoods Vienna Sausage  
Purefoods Chicken Vienna Sausage

**Canned Viands**

Purefoods Sizzling Delights (Sisig, Bopis, Chicken Sisig)  
Ulam King (Caldereta, Menudo, Mechado)

**Canned Chicken**

Purefoods Chicken (Broth, Afritada, Homestyle-Curry, Hot & Spicy)  
Purefoods Corned Chicken (Classic, Hot & Spicy)

**Specialty Grocery Products**

Purefoods Liver Spread  
Purefoods Spaghetti Meat Sauce  
Purefoods Chorizo Filipino

**Peanut Butter**

SKIPPY (Creamy, Chunky, Zero Salt Zero Sugar, Choco Stripes)

**Magnolia, Inc.**

**BUTTER, MARGARINE, AND CHEESE**

**Butter and Margarine**

Magnolia Gold Butter (Salted, Unsalted)  
Magnolia Gold Spreadable  
Magnolia Butter-licious! (Salted and Unsalted)  
Whipped Butterblend (Food Service)

**Refrigerated Margarine**

Dari Creme (Classic, Buttermilk)  
Dari Creme SpreadableButtercup  
Baker's Best

**Non-Refrigerated Margarine**

Star Margarine (Classic, Sweet Blend, Garlic, Chocolate)  
Delicious Margarine  
Magnolia Non-Refrigerated Margarine (Food Service)  
Primex Shortening (Food Service)  
NRM Buttermilk (Food Service)

**Cheese**

Magnolia Cheezee Block (Regular, Milky White)  
Magnolia Cheezee Spread (Plain, Pimiento, Milky White)  
Magnolia Cheezee Squeeze (Cheddar, Pimiento)  
Daily Quezo  
Magnolia Quickmelt  
Magnolia Cheddar  
Magnolia Cream Cheese (Block, Spread)  
Magnolia Christmas Cheeseballs (Queso de Bola, Gold Edam) - Seasonal  
Magnolia Food Service Cheese (Cheese Sauce, Filled Cheese, Cheese food, Hi-Colored Cheese, Sharp Flavored Melting Cheese)

**MILK**

Magnolia Chocolait  
Magnolia Fresh Milk

Magnolia Low Fat Milk  
Magnolia Full Cream Milk  
Magnolia Non Fat Milk

**ALL-PURPOSE CREAM**

Magnolia All-Purpose Cream

**SALAD AIDS**

Magnolia Real Mayonnaise  
Magnolia Sandwich Spread  
Magnolia Mayoriffic  
Magnolia Creamy Chicken Spread

**FLOUR MIXES**

Magnolia Pancake  
Magnolia All Purpose Flour  
Magnolia Cake Mixes

**ICE CREAM**

**Bulk Ice Cream**

Magnolia Classic (Kesong Puti, Avocado)  
Magnolia Gold Label (Vanilla, Chocolate, Ube, Mango, Avocado, Smores, Double Dutch, Cookies and Cream, Rocky Road, Wintermelon Milk Tea, Quadruple Chocolate, Choco Peanut Butter, Taro White Cheese, Tablea Yema, Avocado Macchiato, Ube Keso, Kesong Puti, Mango Dark Chocolate, Latte Choco Brownie)

**San Miguel Gold Label (For Export)**

SMGL Mellorine (Ube, Ube Keso, Creamy Halo-Halo, Mango, Avocado Macchiato)  
SMGL Frozen Dessert (Ube, Macapuno Ube Swirl, Creamy Halo-Halo, Mango)  
SMGL Ice Confectionery (Ube, Ube Keso, Macapuno Ube Swirl, Creamy Halo-Halo)  
Magnolia Gold Label (Vanilla, Chocolate, Mango, Cookies & Cream, Double Dutch, Rocky Road, Avocado Macchiato, Ube, Ube Keso, Macapuno Ube Swirl, Creamy Halo-Halo, Smores, Tablea Yema, Taro White Cheese, Quadruple Chocolate, Avocado, Kesong Puti, Mango Dark Chocolate, Latte Choco Brownie)

**CANNED TUNA**

San Miguel Del Mar Tuna Chunks in Water  
San Miguel Del Mar Tuna Chunks in Oil

**San Miguel Super Coffeemix Co., Inc.**

**Coffee**

San Mig Super Coffee Regular 3-in-1 Coffee – Original  
San Mig Super Coffee Sugar Free 3-in-1 Coffee (Mild, Original, Strong, and White)  
San Mig Super Coffee 3-in-1 Barako  
San Mig Super Coffee 3-in-1 Crema White Coffee  
L'OR Essenso Micro Ground Coffee (3-in-1, 2-in-1, 2-in-1 Colombian Mystique, 3-in-1 Brazilian Elegance)  
Moccona Instant Pure (Espresso, Roasted Hazelnut, Classic Medium Roast, Classic Dark Roast, Indulgence)  
Moccona Cafe Style Coffee Mix (White Espresso, Latte, and Cappuccino)  
L'OR Capsules (Profondo, Ristretto, Supremo, Origins India, Origins Colombia, Origins Papua New Guinea)

**San Miguel Foods, Inc. - Great Food Solutions (GFS)**



## **House Brands, Customized Products, and Traded Products**

### **Ready-to-eat/Fully Cooked**

Cook Express (Beef Tapa, Chili Con Carne, Chicken Chunks in Brine, Chicharon Bulaklak, Corned Beef Brisket)  
Customized (Fully Cooked Chicken Cut-ups, Chorizo Mix)  
Military Ready-to-eat Meals

### **Marinated Meats**

Chef's Selection Chicken Tocino

### **Burger Patties & Meatballs**

Chef's Selection (Angus Burger Patty, Quarter Pounder Burger Patty, Sausage Patty, Chorizon Hamonado Patty, Value Beef Burger, Value Chicken Burger)  
Customized (Beef Patty, Chicken Chorizo Patty, Chicken Sausage Patty, Meatballs)

### **Breaded, Battered, & Fried**

Cook Express (Chicken Karaage, Corndog, Korean Corndog, Breaded Chicken Bites)  
Customized BBF (Hot Chicks, Chicken Tenders, Breaded Chicken Fillet)

### **Bakery Products**

Crunchy Pan (Spicy Beef, Tuna Melt)

### **Cheese**

Mozzarella Cheese

### **Purefoods Customized Pizza Toppings**

### **Magnolia Customized Cheeses**

### **Customized Flours**

## **San Miguel Pure Foods (VN) Co., Ltd.**

### **Value-Added Meats**

Le Gourmet (Smoked Lean Bacon, Smoked Bacon, Dam Bong Vai (ham), Cha Lua, Cha Bo, Gio Thu, Beef Ball, Pate, Hotdog Corn Dog, Hotdog, Chinese Sausage, Cocktail Sausage, Garlic Sausage, Beer Garden Sausage, German Sausage, Deli Sausage, BBQ Sausage, Smoked Sausage, Viet My Sausage, My Sausage, Black Pepper Sausage, Beef Topping, Italian Sausage, Meatball, Pepperoni, Spaghetti with Pasta)

Purefoods (Tender Juicy Hotdog, Shrimp Tempura, Tail on Shrimp, Squid Rings)

## **2022 LIST OF PETRON PRODUCTS**

### **PETRON PHILIPPINES**

#### **FUELS**

##### ***Automotive Fuels***

Petron Blaze 100 Euro 6  
Petron XCS  
Petron Xtra Advance  
Petron Turbo Diesel  
Petron Diesel Max

##### ***Industrial Fuels***

Petron Fuel Oil

##### ***Aviation Fuels***

Aviation Gasoline  
Jet A-1

##### ***Household Fuels***

Gasul  
Fiesta  
Gaas

#### **AUTOMOTIVE LUBRICATING OILS**

##### ***Diesel Engine Oils***

Rev-X Turbo HTP  
Rev-X Fully Synthetic  
Rev-X Synthetic Blend  
Rev-X Premium Multi-grade  
Rev-X Multi-grade  
Rev-X Pantra  
Rev-X HD4X  
Rev-X HD  
Rev-X Hauler  
Petron XD3  
Petron Railroad Extra

##### ***Gasoline Engine Oils***

Blaze Racing HTP  
Blaze Racing Fully Synthetic  
Blaze Racing Synthetic Blend  
Blaze Racing Premium Multi-grade  
Blaze Racing Multi-grade  
Ultron Race / Fully Synthetic  
Ultron Rallye / Synthetic Blend  
Ultron Touring / Premium Multi-grade  
Ultron Extra / Multi-grade

Petron MO

##### ***Motorcycle Oils***

Petron Sprint 4T Fully Synthetic HTP  
Petron Sprint 4T Fully Synthetic  
Petron Sprint 4T Premium Multi-grade  
Petron Sprint 4T Synthetic Blend  
Petron Sprint 4T Multi-grade  
Petron Sprint 4T Mono-grade  
Petron Sprint 4T Scooter Oil Fully Synthetic  
Petron Sprint 4T Scooter Oil Synthetic Blend  
Petron Sprint 4T Scooter Oil Premium Multi-grade  
2T Powerburn  
2T Premium  
2T Autolube

##### ***Automotive Gear Oils***

Petron GHTP Gear Oil  
Petron GX  
Petron GEP  
Petron GST  
Petron Scooter Gear Oil

##### ***Automotive Transmission Fluids***

Petron CVT Fluid  
Petron ATF Premium HTP  
Petron ATF Premium  
Petron TF 38  
Petron TDH 50

##### ***Other Automotive Oils***

STM

#### **INDUSTRIAL LUBRICATING OILS**

##### ***Turbine, Hydraulic and Circulating Oils***

Hydrotur AW 22 / 32 / 46 / 68 / 100  
Hydrotur AWX 32 / 46 / 68 / 100  
Hydrotur AW GT 32  
Hydrotur EP 32 / 46 / 68 / 100  
Hydrotur N 100  
Hydrotur R 32 / 46 / 68 / 100 / 150 / 185 /  
220 / 320  
Hydrotur SX 68  
Hydrotur T 32 / 46 / 68  
Hydrotur TEP 68 / 77

##### ***Industrial Gear Oils***

Hydrotur SX 220

Hypex EP 68 / 100 / 150 / 220 / 320 / 460 / 570  
/ 680 / 1000 / 4000 / 25k (Oil-Based)  
Hypex EP 2K / 4K (Asphalt-Based)  
Milrol 5K  
Gearfluid 2K / 5K / 8K  
Gearkote 3K / 22K / 68K  
Petrocyl S 390 / 700  
Petrocyl 680

#### ***Cutting Oils***

Turnol 40  
Petrokut 10 / 27

#### ***Refrigeration Oils***

Zerflo 68  
Zerflo P68

#### ***Transformer Oil***

Voltran 60

#### ***Slideway Oil***

Hydrotur SW 68  
Hydrotur SW 220

#### ***Other Industrial Lubricating Oils***

Airlube 100 / 150 / 320  
Petrosine 68  
Petron Universal Tractor Fluid

### **MARINE LUBRICATING OILS**

#### ***Crosshead Engine Cylinder Oils***

Petromar DCL 7050  
Petromar DCL 4000 Series

#### ***Trunk Piston Engine Oils***

Petromar HF 1040 / 1540  
Petromar HF 2040  
Petromar HF 3000 series  
Petromar HF 4000 series  
Petromar HF 5040 / 5540  
Petromar XC 1030 / 1040 / 1050 / 1530 / 1540  
Petromar XC 2030 / 2040  
Petromar XC 3030 / 3040  
Petromar XC 4040 / 4050  
Petromar XC 5040 / 5540  
Petron MS 9250 / 9370

#### ***Crosshead Engine System Oil***

Petromar 65

#### ***Marine outboard 2-stroke oil***

Petron Regatta

### **GREASES**

#### ***Multi-purpose Greases***

Petron Grease MP 2 / 3  
Molygrease Premium  
Petrogrease Premium

#### ***Water Resistant Grease***

Petrogrease XX

#### ***Extreme Pressure Greases***

Petrogrease EP 00 / 0 / 1 / 2  
Molygrease EP 2  
Molygrease EP 2P  
Petrogrease EP 375

#### ***High Temperature Greases***

Petrogrease HT

#### ***Complex Greases***

Petron Grease HTP Lithium Complex  
Petron Premium Lithium Complex

### **ASPHALTS**

#### ***Penetration Asphalt***

Petropen

#### ***Cutback Asphalt***

Petropen CB

#### ***Emulsified Asphalt***

Petromul SS-1  
Petromul CSS -1

#### ***Blown Asphalts***

Asphaltseal  
Asphalt Joint Sealer

#### ***Polymer Modified Bitumen***

Petron Polymer Modified Bitumen

## **SPECIAL PRODUCTS**

### ***Process Oils***

Stemol 68  
Petrosine 68  
Process Oil series

### ***Heat Transfer Oil***

Petrotherm 32

### ***Cleaning Agent***

Greaseaway  
Greasolve

### ***Protective Coatings***

Petrokote 392  
Marinekote  
Autokote  
Cablekote 70

## **AFTERMARKET SPECIALTIES**

PetroMate Oil Saver  
PetroMate Diesel Power Booster  
PetroMate Engine Flush  
PetroMate Super Coolant  
PetroMate Penetrating Oil  
PetroMate Greaseaway  
PetroMate Brake and Clutch Fluid  
Petron Brake Fluid HTP DOT 4

## **PERFORMANCE ADDITIVES & CHEMICALS**

pCHEM DEF (Diesel Exhaust Fluid)  
pCHEM 3500  
pCHEM 3500F  
pCHEM 140M  
pCHEM 3500MF  
pCHEM 500FS  
pCHEM 1000  
pCHEM 100X  
pCHEM 3500M  
pCHEM 3000DP  
pCHEM 6000DP  
pCHEM BT25

# **SAN MIGUEL YAMAMURA PACKAGING GROUP**

## **PRODUCTS AND SERVICES**

### **GLASS**

Applied Color Label (ACL) decorated bottles  
Stock Glass Bottles  
Custom Glass Bottles  
Mold Design and Manufacturing

### **PLASTICS**

Crates  
Pallets  
Plastic Top Frames  
Pigpen Flooring (TUFFMat)  
Chicken Flooring (E-MAT)  
Food Trays  
One-Way Containers  
(Industrial Pails, Jerry Cans, Tubs and Lids)  
Plastic Closures

### **METAL**

2-Piece Aluminum Cans (Body, Ends, Retortable Aluminum Cans, Thermochromic and Glow-in-the-Dark Cans)  
Crowns  
Lug Caps  
EDDPP (Extra Deep Drawn Pilfer Proof) Caps  
Continuous Thread Caps

### **PAPER**

Single Face Web Boards  
Single and Double Wall Boards  
Corrugated Cartons in various styles  
(RSC, HSC, CSSC, Interior Forms, MRS, Trays, and Wrap-Around)  
Slipsheets  
Separator Sheets  
Coslock (Carton Divider)  
Carrier Bags

## **FLEXIBLES**

Sachets  
Stand Up Pouches (SUPs)  
Generic Ziplock SUPs  
PVC Shrink Labels  
Retortable Pouches  
Vacuum Metalized Laminates  
Stretch Wrap  
Shrink Film  
Curviché

## **POLYETHYLENE TEREPHTHALATE (PET)**

PET Preforms  
PET Bottles

## **OTHER PACKAGING PRODUCTS**

Radiant Barrier (EnviroTuff)  
Medical Protector or PRIMERA  
(Caps, Gowns, Masks, Surgical Gowns, etc.)  
Woven Products  
Sacks (Woven or Paper)  
Tonner Bags  
Plastic Films  
(CPP, BOPP, Metallized Films and Special Films)

## **SERVICES**

Crate and Pallet Leasing  
Packaging Research and Development  
Logistics Services  
Beverage Filling & Bottling  
RTD Beverage Formulation  
Trading

**San Miguel Properties, Inc. and Subsidiaries**  
**List of Projects**  
**as of December 31, 2022**

**A. RESIDENTIAL PROJECTS**

<b>NAME</b>	<b>LOCATION</b>
Dover Hill (Bright Ventures Realty, Inc.)	Mabini Street corner Ortega and Pilar Streets, Barangay Addition Hills, San Juan
One Dover View (Carnell Realty, Inc.)	621 Lee Street, Barangay Addition Hills, Mandaluyong
Two Dover View (SMPI)	620 Lee Street, Barangay Addition Hills, Mandaluyong
Emerald 88 (SMPI)	598 Dr. Sixto Antonio Avenue, Barangay Maybunga, Pasig
Bel Aldea (SMPI)	Brgy. De Fuego Street, General Trias, Cavite
Maravilla (SMPI)	Brgy. San Francisco, General Trias, Cavite
Asian Leaf (SMPI)	Brgy. San Francisco, General Trias, Cavite
Wedgewoods (Excel Unified Land Resources, Inc.)	Brgy. Inchican, Silang, Cavite

**B. HOSPITALITY PROJECTS**

<b>NAME</b>	<b>LOCATION</b>
Makati Diamond Residences (SMPI Makati Flagship Realty Corporation)	118 Legazpi St., Legazpi Village, Makati

**C. INDUSTRIAL PROJECTS**

<b>NAME</b>	<b>LOCATION</b>
Mariveles Economic Zone (E-Fare Investment Holdings, Inc.)	Mariveles, Bataan

**D. SMPI-OWNED BUILDINGS / LAND / WAREHOUSE**

<b>NAME</b>	<b>LOCATION</b>
Building and Land Lease of San Miguel Corporation Head Office Complex (SMPI)	No. 40 San Miguel Avenue, Ortigas, Mandaluyong City
Building Lease of 808 Building (SMPI)	Meralco Avenue corner Gen. Lim Street, Barangay San Antonio, Pasig City
Building Lease of Six (6) Units in San Miguel Properties Centre (SMPI)	No. 7 Saint Francis Street, Ortigas, Mandaluyong City
Warehouse Lease of Rengo Warehouse	Dr. A. Santos Avenue (Sucat Road),

and Land Lease of Sucat Property (SMPI)	Parañaque
Building Lease of Delgado Building (La Verduras Realty Corp.)	No. 38 Gen. Delgado St., San Antonio Village, Brgy. San Antonio, Pasig City
Land Lease of Bunawan, Davao City Property (SMPI)	Along Davao-Agusan National Highway, Brgy. Bunawan, Davao City
Land Lease of Antipolo City Property (SMPI)	Crestview Circle, Crestview Heights Subd., Brgy. San Roque, Antipolo City
Land Lease of Parking Space for El Magnifico Building (Kingsborough Realty, Inc.)	No. 37 Gen. Delgado St., San Antonio Village, Brgy. San Antonio, Pasig City
Land Lease of General Trias, Cavite Property (SMPI)	Arnaldo Highway, Brgy. San Francisco, Sitio De Fuego, Gen. Trias, Cavite

#### **E. TOURISM DEVELOPMENT PROJECTS**

<b>NAME</b>	<b>LOCATION</b>
Boracay Gateway Project Tourism Zone (La Belle Plume Realty, Inc.)	Brgy. Union, Nabas, Aklan / Brgy. Malay, Caticlan, Aklan
Beachfront Resort Hotel and Spa (Moonspring Development Inc.)	Brgy. Union, Nabas, Aklan
Aqean Bay Waterpark (Newscapes Haven Development Inc.)	Brgy. Union, Nabas, Aklan
Transit Hotel (Caticlanscapes Realty Development Inc.)	Brgy. Union, Nabas, Aklan



**SAN MIGUEL CORPORATION**  
**2022 LIST OF CEMENT PRODUCTS**

**EAGLE CEMENT CORPORATION GROUP**

**A. CEMENT**

***Type 1T***

Advance Portland Blended Cement Type 1T (in 40-kg bag)

Exceed Portland Blended Cement Type 1T (in 40-kg bag)

***Type I***

Strong Cem Portland Cement Type 1 (in tonner bag and in bulk)

**B. MINERALS**

Limestone

Shale

Pozzolan

**NORTHERN CEMENT CORPORATION**

**A. CEMENT**

***Type 1T***

Maxplus Blended Cement Type 1T (in 40-kg bag)

Maxpro Blended Cement Type 1T (in tonner bag and in bulk)

Solid North Blended Cement Type 1T (in 40-kg bag)

Universal Blended Cement Type 1T (in 40-kg bag)

World Blended Cement Type 1T (in 40-kg bag)

Asia Blended Cement Type 1T (in 40-kg bag)

Asean Blended Cement Type 1T (in 40-kg bag)

***Type N***

Master Palitada Masonry Cement Type N (in 40-kg bag)

***Type 1***

Supreme Portland Cement Type 1 (in 40-kg bag, in tonner bag and in bulk)

**SOUTHERN CONCRETE INDUSTRIES CORP**

**A. CEMENT**

***Type 1T***

SMC Davao Cement (in 40-kg bag/ in Sling bag/ in Tonner bag/ in Bulk)

***Type 1***

Southern Cement (in 40-kg bag/ in Sling bag/ in Tonner bag/ in Bulk)

**ANNEX “F”**

**SAN MIGUEL CORPORATION  
LIST OF COLLECTIVE BARGAINING AGREEMENTS**

**COLLECTIVE BARGAINING AGREEMENTS**  
**As of Dec. 31, 2022**

**BANK OF COMMERCE**

Installation, Bargaining Agent & Affiliation	Number of Members	Number of CBAs	EXPIRATION	
			Economic	Representation
Bank of Commerce Employees Union	778	1	June 30, 2023	June 30, 2025

**GINEBRA SAN MIGUEL INC.**

Installation, Bargaining Agent & Affiliation	Number of Members	Number of CBAs	EXPIRATION	
			Economic	Representation
GSMI - Cebu Plant (Dailies) - Ginebra San Miguel Inc. FREEWAS Daily Paid Employees Union	24	1	December 31, 2024	December 31, 2023
GSMI - Cabuyao Plant (Dailies) - United Independent Union of GSMI-Cabuyao Plant	76	1	December 31, 2023	December 31, 2027
GSMI - Sta. Barbara Plant (Dailies) - Daily Paid Workers Independent Union	75	1	December 31, 2022 (Awaiting start of CBA negotiation)	December 31, 2027
GSMI - Sta Barbara Plant (Monthlies) - La Tondeña Distillers Independent Workers Union (LATODIWU)	18	1	December 31, 2022 (Awaiting start of CBA negotiation)	March 31, 2026
Distilleria Bago Inc. (Monthlies) - Distileria Bago Employees Union Congress of Independent Organizations - (CIO - DBEU)	90	1	December 31, 2022 (Awaiting start of CBA negotiation)	December 31, 2026
	<b>283</b>	<b>5</b>		

**PETRON CORPORATION**

Installation, Bargaining Agent & Affiliation	Number of Members	Number of CBAs	Expiration	
			Economic	Representation
Petron Corporation (Head Office Complex, Depots) - Petron Employees Association (PEA - NATU)	190	1	December 31, 2022 (Ongoing CBA negotiations)	December 31, 2024
Petron Corporation (Pandacan, Navotas and Batangas) - Petron Employees Labor Union (PELU)	43	1	December 31, 2024	December 31, 2026
Petron Corporation (Bataan) - Bataan Refiners Union of the Philippines (BRUP - PTGWO)	329	1	December 31, 2024	December 31, 2024
	<b>562</b>	<b>3</b>		

### **SAN MIGUEL BREWERY INC.**

Installation, Bargaining Agent & Affiliation	Number of Members	Number of CBAs	Expiration	
			Economic	Representation
Concerned Workers of SMC – Polo Brewery	256	1	June 30, 2025	July 12, 2025
SMBI Employees Union (SMBIEU) – PTGWO (Monthlies – Polo)	85	1	June 30, 2025	June 30, 2024
San Fernando Brewery Employees Union (SFBEU) - ( Dailies)	301	1	Feb. 15, 2023	Feb. 15, 2025
San Miguel Brewery Inc. Employees Union (SMBIEU-SFB)-Monthlies	86	1	Dec. 31, 2025	Dec. 31, 2024
GMA-Monthlies Employees Union – GMAEU-PTGWO	0	0	DISSOLVED	
San Miguel Brewing Group - Bacolod Brewery Employees Union (SMBG-BBEU) (Dailies)	83	1	July 31, 2025	Apr. 27, 2024
Philippine Agricultural, Commercial and Industrial Workers Union-Trade Union Congress of the Philippines (PACIWU-TUCP) (Bacolod Monthlies)	46	1	Oct. 31, 2025	Oct. 31, 2024
Kahugpongan Sa Ligdong Mamumu-O (KLM) (Dailies) (Mandaue)	169	1	Dec. 31, 2023	Dec. 31, 2025
San Miguel Davao Brewery Employees Independent Union (Dailies)	110	1	Nov. 30, 2024	Nov. 30, 2022
	<b>1136</b>	<b>8</b>		

### **SAN MIGUEL FOOD GROUP**

Installation, Bargaining Agent & Affiliation	Number of Members	Number of CBAs	Expiration	
			Economic	Representation
Magnolia Inc. (Dailies) Progressive Workers' Union - IBM Local 47 KMU (PWU- IBM KMU)	124	1	February 28, 2023	February 28, 2025
San Miguel Foods Inc. (GMA Monthlies)- SMFI Employees Union (SMFIEU) - PTGWO	113	1	December 31, 2022 (Awaiting start of CBA negotiation)	October 22, 2026
San Miguel Foods Inc. - South Luzon SMFI Poultry (Monthlies) - Magnolia Poultry Employees Union - PTGWO	24	1	December 31, 2022 (Awaiting start of CBA negotiation)	June 30, 2026
San Miguel Mills, Inc. - Mabini Batangas Flour Mill Employees Union (Monthlies) - Purefoods Flour Mill Employees Union - (PFMEU)	39	1	December 31, 2022 (Ongoing CBA negotiations)	July 31, 2027
	<b>300</b>	<b>4</b>		

### **SMC INFRASTRUCTURE**

Installation, Bargaining Agent & Affiliation	Number of Members	Number of CBAs	Expiration	
			Economic	Representation
Manila North Harbor Port Inc. (Dailies & Monthlies)- Waterfront Workers Union - North Harbor Inc. (WWU-NH)	654	1	November 30, 2022 (CBA for negotiation)	November 30, 2022 (CBA for negotiation)
Star Tollway Corporation (Monthlies) - Star Tollway Corporation Toll Teller Employees Association (STCTTEA)	131	1	July 31, 2024	July 31, 2026
Star Tollway Corporation (Monthlies) - Star Tollway Corporation Supervisory Employees Association - Workers Solidarity Network (STCSEA-WSN)	42	0	Awaiting ratification of 1st CBA	April 30, 2027
Manila Toll Expressway Systems Inc. (Monthlies) - Malayang Samahan ng Toll Tellers sa MATES - Workers Solidarity Network (MSTM-WSN)	580	0	No ratified CBA	August 31, 2024
Manila Toll Expressway Systems Inc. (Monthlies) - Obrero Pilipino - SLEX Manila Toll Expressway Systems (Traffic Department) Chapter	97	0	Awaiting start of 1st CBA negotiation	March 23, 2027
	<b>1504</b>	<b>2</b>		

### **SAN MIGUEL YAMAMURA PACKAGING CORPORATION**

Installation, Bargaining Agent & Affiliation	Number of Members	Number of CBAs	EXPIRATION	
			ECONOMIC	REPRESENTATION
<b>SMC Yamamura Fuso Molds Corporation</b> (Monthlies) - <i>SMC Yamamura Fuso Molds Monthlies Union - PTGWO</i> <i>PTGWO Local Chapter 842</i>	70	1	Dec. 31, 2024	Dec. 31, 2023
<b>San Miguel Yamamura Packaging Corporation - Manila Plastics Plant</b> (Ex-Parent) (Monthlies) <i>San Miguel Packaging Specialists, Inc Employees Union -</i> <i>Manila Plastics Plant - PTGWO Local 888</i>	48	1	June 30, 2025	June 30, 2027
<b>San Miguel Yamamura Packaging Corporation - Manila Glass Plant</b> (Ex-Parent) (Monthlies) <i>San Miguel Yamamura Packaging Corp. Employees Union - Manila Glass Plant -</i> <i>Association of Genuine Labor Organization</i> <i>(SMYPCEU-MGP-AGLO)</i>	133	1	June 30, 2025	June 30, 2023
<b>San Miguel Yamamura Packaging Corporation - Metal Closure &amp; Lithography Plant -</b> (Ex-Parent) (Monthlies) <i>San Miguel Packaging Specialists, Inc Employees Union - Metal Closure &amp; Lithography</i> <i>Plant - PTGWO Local 890</i>	19	1	June 30, 2025	June 30, 2027

<b>Mindanao Corrugated Fireboard, Inc.</b> (Monthlies) <i>Mincorr Independent Workers Union - Alliance of Progressive Labor - Sentro ng mga Nagkakaisa at Progresibong Manggagawa (MIWU-APL-SENTRO)</i>	43	1	Dec. 31, 2022 (Ongoing CBA Negotiations )	Dec. 31, 2022
<b>San Miguel Yamamura Packaging Corporation - Canlubang PET and CAPS Plant</b> (Monthlies) <i>SAMAHAN ng MALAYANG MANGGAGAWA sa BPSI-Canlubang-PTGWO</i>	16	1	Dec. 31, 2022 (Ongoing CBA Negotiations )	Dec.16, 2023
<b>Can Asia, Inc.</b> - (Monthlies) <i>San Miguel Yamamura Packaging Corporation - Can Asia, Inc.</i> (Independent Union)	88	1	Dec. 31, 2022 (Ongoing CBA Negotiations )	Dec. 31, 2024
<b>San Miguel Yamamura Packaging Corporation - SMY Glass Plant</b> (Monthlies) <i>Union Buo Organisadong Samahan ng Empleyado sa SMYAC - Independent (BOSES-SMYAC)</i>	416	1	Dec. 31, 2022 (Ongoing CBA Negotiations )	April 01, 2023
<b>Rightpak International Corporation</b> (Monthlies) - <i>Independent Rightpak Employees Union</i>	116	1	May 31, 2023	May 31, 2025
<b>San Miguel Yamamura Packaging Corporation - Mandaue Packaging Plants</b> (Glass, MCLP, Power) (Dailies) <i>Kahugpong Sa Ligdong Mamumuo - SMPSI Mandaue (KLM-SMPSI Mandaue)</i>	50	1	Dec. 31, 2023	Dec. 31, 2025
<b>San Miguel Yamamura Packaging Corporation - Logistics Services</b> (Dailies) <i>San Miguel Yamamura Logistics Services Worker's Union (Independent)</i>	275	1	Ongoing negotiations of 1st CBA	July 26, 2027
	<b>1,274</b>	<b>11</b>		
<b>TOTAL</b>	<b>5,837</b>	<b>34</b>		

<b>ANNEX “G”</b>
------------------

**SAN MIGUEL CORPORATION**  
**LIST OF TOP 20 STOCKHOLDERS**  
**AS OF DECEMBER 31, 2022**

ssst823  
2023-04-05  
11:06:07 AM

San Miguel Corporation  
STOCK TRANSFER MODULE  
List of Stockholders  
As of Dec 31, 2022

PAGE 1

RANK	STOCKHOLDER NAME	Common	Preferred 2-F	Preferred 2-I	Preferred 2-J	Preferred 2-K	TOTAL SHARES	% OF O/S
1	TOP FRONTIER INVESTMENT HOLDINGS, INC.	1,424,111,661	0	0	0	0	1,424,111,661	44.129286 %
2	PCD NOMINEE CORPORATION (FILIPINO)	290,538,037	194,469,800	149,531,030	129,378,237	180,654,860	944,571,964	29.269676 %
3	PRIVADO HOLDINGS, CORP.	368,140,516	0	0	0	0	368,140,516	11.407658 %
4	PCD NOMINEE CORPORATION (NON-FILIPINO)	116,142,883	1,717,390	1,820,950	754,760	2,314,340	122,750,323	3.803693 %
5	REPUBLIC OF THE PHILIPPINES	27,636,339	0	0	0	0	27,636,339	0.856374 %
6	SGOC HOLDINGS CORPORATION	0	0	2,700,000	16,098,000	0	18,798,000	0.582498 %
7	CCJ HOLDINGS CORPORATION	0	0	0	16,098,000	0	16,098,000	0.498833 %
8	LOCC HOLDINGS CORPORATION	0	0	0	16,098,000	0	16,098,000	0.498833 %
9	TINCOBAR HOLDINGS CORPORATION	0	0	0	16,098,000	0	16,098,000	0.498833 %
10	SAINT BRUNO HOLDINGS CORPORATION	0	0	0	16,098,000	0	16,098,000	0.498833 %
11	SAN MIGUEL BREWERY INC. RETIREMENT PLAN	0	8,000,000	6,153,600	0	0	14,153,600	0.438581 %
12	JUAN BRUNO HOLDINGS OPC	0	0	450,000	13,415,000	0	13,865,000	0.429638 %
13	PETRON CORPORATION EMPLOYEES' RETIREMENT PLAN	12,237,100	0	0	0	0	12,237,100	0.379194 %
14	GREATER REUNION HOLDINGS INC.	0	0	382,500	11,402,750	0	11,785,250	0.365192 %
15	MILLENNIUM ENERGY, INC.	10,807,380	0	0	0	0	10,807,380	0.334891 %
16	SAN MIGUEL CORP. RETIREMENT PLAN FIP	0	5,333,400	2,900,000	0	0	8,233,400	0.255130 %
17	SOCIAL SECURITY SYSTEM	0	7,328,500	0	0	0	7,328,500	0.227090 %
18	SYSMART CORPORATION	5,100,607	0	0	0	0	5,100,607	0.158054 %
19	KAY MITOY HOLDINGS INCORPORATED	0	0	112,500	3,353,750	0	3,466,250	0.107410 %
20	MAKHIA HOLDINGS INC.	0	0	112,500	3,353,750	0	3,466,250	0.107410 %
		2,254,714,523	216,849,090	164,163,080	242,148,247	182,969,200	3,060,844,140	94.847104 %

TOTAL NO. OF SHARES : 3,227,135,055  
TOTAL NO. OF DISTINCT STOCKHOLDERS : 33,873  
TOTAL NO. OF ACCOUNTS : 33,889



**ANNEX “H”**

**SAN MIGUEL CORPORATION**  
**LIST OF SEC FORM 17-C FILINGS**

## SAN MIGUEL CORPORATION 17-C - 2022

Date	Subject																															
Jan. 5	Disclosure of the Company with respect to the news article entitled “SMC power unit to switch on BESS facilities this year” posted in Business Mirror (Online Edition) on January 4, 2022.																															
Jan. 18	Disclosure of the Company with respect to the news article entitled “SMC’s cement project gets FIRB tax perks” posted in Manila Bulletin on January 17, 2022.																															
Jan. 24	<div>A. The following are the disbursements of the Company from the net proceeds of the offering of the Series “2” Preferred Shares, Subseries J (the “Offering”).</div> <table><tr><th>Date of Disbursement</th><th></th><th>Use of Proceeds</th><th>Details</th><th>Amount in Php</th></tr><tr><td>24 January 2022</td><td></td><td>Investment</td><td>Additional investment for the airport project</td><td>476,157,845.98</td></tr><tr><td></td><td colspan="3">TOTAL DISBURSEMENT IN THIS REPORT</td><td>476,157,845.98</td></tr><tr><td></td><td colspan="3">TOTAL DISBURSEMENTS TO DATE</td><td>19,891,838,824.70</td></tr><tr><td></td><td colspan="3">BALANCE OF PROCEEDS</td><td>Php 0.00</td></tr></table> <div>The net proceeds of the Offering are computed as follows:</div> <table><tr><td>Gross Proceeds</td><td>Php 20,000,000,025.00</td></tr><tr><td>Expenses related to the Offering<sup>1</sup></td><td>Php 108,161,200.30</td></tr><tr><td>Net Proceeds</td><td>Php 19,891,838,824.70</td></tr></table> <div>B. With the disbursements made in this disclosure, the proceeds of the Offering have been fully disbursed, and no further disclosures will be made relating to the use of proceeds of the Offering.</div>	Date of Disbursement		Use of Proceeds	Details	Amount in Php	24 January 2022		Investment	Additional investment for the airport project	476,157,845.98		TOTAL DISBURSEMENT IN THIS REPORT			476,157,845.98		TOTAL DISBURSEMENTS TO DATE			19,891,838,824.70		BALANCE OF PROCEEDS			Php 0.00	Gross Proceeds	Php 20,000,000,025.00	Expenses related to the Offering <sup>1</sup>	Php 108,161,200.30	Net Proceeds	Php 19,891,838,824.70
Date of Disbursement		Use of Proceeds	Details	Amount in Php																												
24 January 2022		Investment	Additional investment for the airport project	476,157,845.98																												
	TOTAL DISBURSEMENT IN THIS REPORT			476,157,845.98																												
	TOTAL DISBURSEMENTS TO DATE			19,891,838,824.70																												
	BALANCE OF PROCEEDS			Php 0.00																												
Gross Proceeds	Php 20,000,000,025.00																															
Expenses related to the Offering <sup>1</sup>	Php 108,161,200.30																															
Net Proceeds	Php 19,891,838,824.70																															
Jan. 24	<div>The following are the disbursements of the Company from the net proceeds of the offering of the Series “2” Preferred Shares, Subseries K (the “Offering”).</div> <table><tr><th>Date of Disbursement</th><th>Use of Proceeds</th><th>Details</th><th>Amount in Php</th></tr><tr><td>24 January 2022</td><td>Investment</td><td>Additional investment for the airport project</td><td>Php2,244,902,211.82</td></tr><tr><td colspan="3">TOTAL DISBURSEMENT IN THIS REPORT</td><td>2,244,902,211.82</td></tr><tr><td colspan="3">TOTAL DISBURSEMENTS TO DATE</td><td>7,744,902,255.82</td></tr><tr><td colspan="3">BALANCE OF PROCEEDS</td><td>Php 5,930,522,444.80</td></tr></table>	Date of Disbursement	Use of Proceeds	Details	Amount in Php	24 January 2022	Investment	Additional investment for the airport project	Php2,244,902,211.82	TOTAL DISBURSEMENT IN THIS REPORT			2,244,902,211.82	TOTAL DISBURSEMENTS TO DATE			7,744,902,255.82	BALANCE OF PROCEEDS			Php 5,930,522,444.80											
Date of Disbursement	Use of Proceeds	Details	Amount in Php																													
24 January 2022	Investment	Additional investment for the airport project	Php2,244,902,211.82																													
TOTAL DISBURSEMENT IN THIS REPORT			2,244,902,211.82																													
TOTAL DISBURSEMENTS TO DATE			7,744,902,255.82																													
BALANCE OF PROCEEDS			Php 5,930,522,444.80																													

<sup>1</sup> Expenses related to the Offering include: (i) underwriting fees, legal and other professional fees and other miscellaneous expenses, (ii) taxes and filing fees paid to the BIR, SEC and the PSE, respectively; and (iii) stock transfer service fees and lodgment fees.

	<p>The net proceeds of the Offering is computed as follows:</p> <table> <tr> <td><b>Gross Proceeds</b></td><td>Php 13,792,867,500.00</td></tr> <tr> <td><b>Expenses related to the Offering<sup>2</sup></b></td><td>Php 117,442,799.38</td></tr> <tr> <td><b>Net Proceeds</b></td><td><b>Php 13,675,424,700.62</b></td></tr> </table>	<b>Gross Proceeds</b>	Php 13,792,867,500.00	<b>Expenses related to the Offering<sup>2</sup></b>	Php 117,442,799.38	<b>Net Proceeds</b>	<b>Php 13,675,424,700.62</b>						
<b>Gross Proceeds</b>	Php 13,792,867,500.00												
<b>Expenses related to the Offering<sup>2</sup></b>	Php 117,442,799.38												
<b>Net Proceeds</b>	<b>Php 13,675,424,700.62</b>												
<b>Jan. 24</b>	<p>Please be advised that the Company was imposed a fine by the Philippine Stock Exchange through a Letter-Advise dated 19 January 2022 amounting to Sixty-Seven Thousand Pesos for violation of Section 4.1 in relation to Section 4.4 (u) of the Disclosure Rules of the Exchange for failure to timely disclose the approval of the Board of Directors on November 11, 2021 of the then contemplated shelf registration and public offering of peso denominated bonds.</p> <p>The Company made the disclosure on 7 December 2021 following the filing of a registration statement with the Securities and Exchange Commission. The Company reasoned that the approval on 11 November 2021 to undertake the shelf registration and public offering was “soft information” and thus not yet definite as it needed consideration of the market conditions before proceeding. Such reasoning was not accepted by the Exchange.</p> <p>On January 21, 2022, the Company paid the full amount of the said fine.</p>												
<b>Feb. 10</b>	<p>We advise that, at the Regular Meeting of the Board of Directors of San Miguel Corporation (the "Corporation") held today, February 10, 2022, the Board of Directors of the Corporation declared cash dividends to be paid out of the unrestricted retained earnings of the Corporation as of December 31, 2021, distributable as dividends to all stockholders of record as of March 21, 2022 on the following shares of the Corporation to be paid on April 1, 2022, as follows:</p> <table> <tr> <th><u>Class of Shares</u></th><th><u>Dividend Amount per share</u></th></tr> <tr> <td>Series “2” Preferred Shares - Subseries “F”</td><td>₱1.27635</td></tr> <tr> <td>Series “2” Preferred Shares - Subseries “H”</td><td>₱1.1854125</td></tr> <tr> <td>Series “2” Preferred Shares - Subseries “I”</td><td>₱1.18790625</td></tr> <tr> <td>Series “2” Preferred Shares - Subseries “J”</td><td>₱0.890625</td></tr> <tr> <td>Series “2” Preferred Shares - Subseries “K”</td><td>₱0.84375</td></tr> </table> <p>The books of the Corporation will be closed from March 22, 2022 to March 28, 2022.</p>	<u>Class of Shares</u>	<u>Dividend Amount per share</u>	Series “2” Preferred Shares - Subseries “F”	₱1.27635	Series “2” Preferred Shares - Subseries “H”	₱1.1854125	Series “2” Preferred Shares - Subseries “I”	₱1.18790625	Series “2” Preferred Shares - Subseries “J”	₱0.890625	Series “2” Preferred Shares - Subseries “K”	₱0.84375
<u>Class of Shares</u>	<u>Dividend Amount per share</u>												
Series “2” Preferred Shares - Subseries “F”	₱1.27635												
Series “2” Preferred Shares - Subseries “H”	₱1.1854125												
Series “2” Preferred Shares - Subseries “I”	₱1.18790625												
Series “2” Preferred Shares - Subseries “J”	₱0.890625												
Series “2” Preferred Shares - Subseries “K”	₱0.84375												
<b>Feb. 11</b>	<p>Disclosure of the Company with respect to various news articles posted on February 10, 2022, entitled “SMC to double capacity of new Davao cement plant.”</p>												

<sup>2</sup> Expenses related to the Offering include: (i) underwriting fees, legal and other professional fees and other miscellaneous expenses, (ii) taxes and filing fees paid to the BIR, SEC and the PSE, respectively; and (iii) stock transfer service fees and lodgment fees.

<b>Feb. 16</b>	<p>The following are the disbursements of the Company from the net proceeds of the offering of the Series “2” Preferred Shares, Subseries K (the “Offering”).</p> <table><tr><th><b>Date of Disbursement</b></th><th><b>Use of Proceeds</b></th><th><b>Details</b></th><th><b>Amount in Php</b></th></tr><tr><td>15 February 2022</td><td>Investment</td><td>Additional investment for the airport project</td><td>Php2,180,824,832.00</td></tr><tr><td colspan="3">TOTAL DISBURSEMENT IN THIS REPORT</td><td>2,180,824,832.00</td></tr><tr><td colspan="3">TOTAL DISBURSEMENTS TO DATE</td><td><b>9,925,727,087.82</b></td></tr><tr><td colspan="3">BALANCE OF PROCEEDS</td><td><b>Php 3,749,697,612.80</b></td></tr></table> <p>The net proceeds of the Offering is computed as follows:</p> <table><tr><td><b>Gross Proceeds</b></td><td>Php 13,792,867,500.00</td></tr><tr><td><b>Expenses related to the Offering<sup>3</sup></b></td><td>Php 117,442,799.38</td></tr><tr><td><b>Net Proceeds</b></td><td><b>Php 13,675,424,700.62</b></td></tr></table>	<b>Date of Disbursement</b>	<b>Use of Proceeds</b>	<b>Details</b>	<b>Amount in Php</b>	15 February 2022	Investment	Additional investment for the airport project	Php2,180,824,832.00	TOTAL DISBURSEMENT IN THIS REPORT			2,180,824,832.00	TOTAL DISBURSEMENTS TO DATE			<b>9,925,727,087.82</b>	BALANCE OF PROCEEDS			<b>Php 3,749,697,612.80</b>	<b>Gross Proceeds</b>	Php 13,792,867,500.00	<b>Expenses related to the Offering<sup>3</sup></b>	Php 117,442,799.38	<b>Net Proceeds</b>	<b>Php 13,675,424,700.62</b>
<b>Date of Disbursement</b>	<b>Use of Proceeds</b>	<b>Details</b>	<b>Amount in Php</b>																								
15 February 2022	Investment	Additional investment for the airport project	Php2,180,824,832.00																								
TOTAL DISBURSEMENT IN THIS REPORT			2,180,824,832.00																								
TOTAL DISBURSEMENTS TO DATE			<b>9,925,727,087.82</b>																								
BALANCE OF PROCEEDS			<b>Php 3,749,697,612.80</b>																								
<b>Gross Proceeds</b>	Php 13,792,867,500.00																										
<b>Expenses related to the Offering<sup>3</sup></b>	Php 117,442,799.38																										
<b>Net Proceeds</b>	<b>Php 13,675,424,700.62</b>																										
<b>Feb. 17</b>	Disclosure of the Company with respect to the news article entitled “SEC approves SMC bonds, Bank of Commerce IPO” posted in Manila Bulletin on February 16, 2022.																										
<b>Feb. 18</b>	<p>Disclosure of the Company on the following:</p> <p>Subject of the Disclosure:</p> <p>SEC-MSRD Order of Registration No. 6, Series of 2022, dated 18 February 2022, and SEC Permit to Sell, dated 18 February 2022, for the Shelf Registration of Php60 Billion worth of Fixed-Rate Bonds and Offering of up to Php30 Billion worth of Fixed-Rate Bonds.</p> <p>Background of the Disclosure:</p> <p>The Company is submitting to the Exchange a copy of: (i) SEC-MSRD Order of Registration No. 6, Series of 2022, rendering effective the Registration Statement of the Company for the Shelf Registration of Php60 Billion worth of Fixed-Rate Bonds; and (ii) the Permit to Sell, dated 18 February 2022, issued by the Securities and Exchange Commission for the offering of up to Php25 Billion fixed rate bonds, with an oversubscription option of up to Php5 Billion Fixed Rate Bonds (collectively, the “Offer Bonds”), comprising the first tranche of the Shelf Registered Fixed-Rate Bonds.</p> <p>The Offer Bonds will be issued on 4 March 2022 (the “Issue Date”) and will be comprised of Philippine Peso-denominated 5-year Series J Bonds due 2027 (the “Series J Bonds”) and 7-year Series K Bonds due 2029 (the “Series K Bonds”). The Series J Bonds shall have a term of five (5) years from Issue Date with a fixed interest rate equivalent to 5.2704% per annum. The Series K Bonds shall have a term of seven (7) years from Issue Date with a fixed interest rate equivalent to 5.8434% per annum. The Offer Bonds have been rated PRS Aaa by the Philippine Rating Services Corporation.</p> <p>The offer period shall commence at 9:00 a.m. on 18 February 2022 and end at 5:00 p.m. on 24 February 2022, or on such dates and time as the Company, the Joint Issue Managers, and Joint Lead Underwriters and Bookrunners may agree upon.</p>																										

<sup>3</sup> Expenses related to the Offering include: (i) underwriting fees, legal and other professional fees and other miscellaneous expenses, (ii) taxes and filing fees paid to the BIR, SEC and the PSE, respectively; and (iii) stock transfer service fees and lodgment fees.

	<p>The Bonds will be listed in the Philippine Dealing &amp; Exchange Corp. on the Issue Date, 4 March 2022.</p> <p>Other Relevant Information:</p> <p>The Final Prospectus and the Final Offer Supplement can be viewed at:</p> <p><a href="https://www.sanmiguel.com.ph/storage/files/reports/SMC%20-%20Final%20Prospectus%20(Complete)%20-%20(F).pdf">https://www.sanmiguel.com.ph/storage/files/reports/SMC%20-%20Final%20Prospectus%20(Complete)%20-%20(F).pdf</a> and</p> <p><a href="https://www.sanmiguel.com.ph/storage/files/reports/SMC%20-%20Final%20Offer%20Supplement%20Php30B%20Initial%20Tranche%20-%20(F).pdf">https://www.sanmiguel.com.ph/storage/files/reports/SMC%20-%20Final%20Offer%20Supplement%20Php30B%20Initial%20Tranche%20-%20(F).pdf</a>, respectively.</p>																										
Feb. 23	<p>The following are the disbursements of the Company from the net proceeds of the offering of the Series “2” Preferred Shares, Subseries K (the “Offering”).</p> <table><tr><th>Date of Disbursement</th><th>Use of Proceeds</th><th>Details</th><th>Amount in Php</th></tr><tr><td>23 February 2022</td><td>Investment</td><td>Additional investment for the airport project</td><td>Php562,154,000.00</td></tr><tr><td colspan="3">TOTAL DISBURSEMENT IN THIS REPORT</td><td>562,154,000.00</td></tr><tr><td colspan="3">TOTAL DISBURSEMENTS TO DATE</td><td><b>10,487,881,087.82</b></td></tr><tr><td colspan="3">BALANCE OF PROCEEDS</td><td><b>Php 3,187,543,612.80</b></td></tr></table> <p>The net proceeds of the Offering is computed as follows:</p> <table><tr><td>Gross Proceeds</td><td>Php 13,792,867,500.00</td></tr><tr><td>Expenses related to the Offering<sup>4</sup></td><td>Php 117,442,799.38</td></tr><tr><td>Net Proceeds</td><td><b>Php 13,675,424,700.62</b></td></tr></table>	Date of Disbursement	Use of Proceeds	Details	Amount in Php	23 February 2022	Investment	Additional investment for the airport project	Php562,154,000.00	TOTAL DISBURSEMENT IN THIS REPORT			562,154,000.00	TOTAL DISBURSEMENTS TO DATE			<b>10,487,881,087.82</b>	BALANCE OF PROCEEDS			<b>Php 3,187,543,612.80</b>	Gross Proceeds	Php 13,792,867,500.00	Expenses related to the Offering <sup>4</sup>	Php 117,442,799.38	Net Proceeds	<b>Php 13,675,424,700.62</b>
Date of Disbursement	Use of Proceeds	Details	Amount in Php																								
23 February 2022	Investment	Additional investment for the airport project	Php562,154,000.00																								
TOTAL DISBURSEMENT IN THIS REPORT			562,154,000.00																								
TOTAL DISBURSEMENTS TO DATE			<b>10,487,881,087.82</b>																								
BALANCE OF PROCEEDS			<b>Php 3,187,543,612.80</b>																								
Gross Proceeds	Php 13,792,867,500.00																										
Expenses related to the Offering <sup>4</sup>	Php 117,442,799.38																										
Net Proceeds	<b>Php 13,675,424,700.62</b>																										

<sup>4</sup> Expenses related to the Offering include: (i) underwriting fees, legal and other professional fees and other miscellaneous expenses, (ii) taxes and filing fees paid to the BIR, SEC and the PSE, respectively; and (iii) stock transfer service fees and lodgment fees.

March 7	The following are the disbursements of the Company from the net proceeds of the offering of the Fixed-Rate Bonds Series “J” and Series “K” (the “Offering”).																										
	<table><tr><th>Date of Disbursement</th><th>Use of Proceeds</th><th>Details</th><th>Amount in Php</th></tr><tr><td rowspan="4">04 March 2022</td><td rowspan="4">Refinancing of short-term loan facilities</td><td>Payment of Php3.5 billion loan facility with Metropolitan Bank &amp; Trust Company</td><td>Php3,500,000,000.00</td></tr><tr><td>Payment of Php15 billion loan facility with BDO Unibank, Inc.</td><td>15,000,000,000.00</td></tr><tr><td>Payment of Php10 billion loan facility with Landbank of the Philippines</td><td>10,000,000,000.00</td></tr><tr><td>Payment of Php700 million loan facility with The Hong Kong and Shanghai Banking Corporation Limited</td><td>700,000,000.00</td></tr><tr><td colspan="2">TOTAL DISBURSEMENT IN THIS REPORT</td><td></td><td>29,200,000,000.00</td></tr><tr><td colspan="2">TOTAL DISBURSEMENTS TO DATE</td><td></td><td>29,200,000,000.00</td></tr><tr><td colspan="2">BALANCE OF NET PROCEEDS</td><td></td><td>Php786,493,987.86</td></tr></table>	Date of Disbursement	Use of Proceeds	Details	Amount in Php	04 March 2022	Refinancing of short-term loan facilities	Payment of Php3.5 billion loan facility with Metropolitan Bank & Trust Company	Php3,500,000,000.00	Payment of Php15 billion loan facility with BDO Unibank, Inc.	15,000,000,000.00	Payment of Php10 billion loan facility with Landbank of the Philippines	10,000,000,000.00	Payment of Php700 million loan facility with The Hong Kong and Shanghai Banking Corporation Limited	700,000,000.00	TOTAL DISBURSEMENT IN THIS REPORT			29,200,000,000.00	TOTAL DISBURSEMENTS TO DATE			29,200,000,000.00	BALANCE OF NET PROCEEDS			Php786,493,987.86
	Date of Disbursement	Use of Proceeds	Details	Amount in Php																							
	04 March 2022	Refinancing of short-term loan facilities	Payment of Php3.5 billion loan facility with Metropolitan Bank & Trust Company	Php3,500,000,000.00																							
			Payment of Php15 billion loan facility with BDO Unibank, Inc.	15,000,000,000.00																							
			Payment of Php10 billion loan facility with Landbank of the Philippines	10,000,000,000.00																							
			Payment of Php700 million loan facility with The Hong Kong and Shanghai Banking Corporation Limited	700,000,000.00																							
	TOTAL DISBURSEMENT IN THIS REPORT			29,200,000,000.00																							
	TOTAL DISBURSEMENTS TO DATE			29,200,000,000.00																							
	BALANCE OF NET PROCEEDS			Php786,493,987.86																							
The net proceeds of the Offering is computed as follows:																											
<table><tr><td>Gross Proceeds</td><td>Php 30,000,000,000.00</td></tr><tr><td>Expenses related to the Offering</td><td>Php 13,506,012.14<sup>5</sup></td></tr><tr><td>Net Proceeds</td><td>Php 29,986,493,987.86</td></tr></table>	Gross Proceeds	Php 30,000,000,000.00	Expenses related to the Offering	Php 13,506,012.14 <sup>5</sup>	Net Proceeds	Php 29,986,493,987.86																					
Gross Proceeds	Php 30,000,000,000.00																										
Expenses related to the Offering	Php 13,506,012.14 <sup>5</sup>																										
Net Proceeds	Php 29,986,493,987.86																										
March 10	We advise that, at the Regular Meeting of the Board of Directors of San Miguel Corporation (the "Corporation") held today, March 10, 2022, the Board of Directors of the Corporation declared cash dividends on the common shares of the Corporation in the amount of P0.35 per common share.																										
	The dividend payment date is on April 29, 2022, to be paid out of the unrestricted retained earnings of the Corporation distributable as dividends as of December 31, 2021. Payment shall be made to the stockholders of record of the aforementioned common shares as of April 1, 2022. The books of the Corporation will be closed from April 4 to 8, 2022.																										

<sup>5</sup> Expenses of the Offering include: (i) payment of filing fees with the SEC; and (ii) payments made to Philratings for its rating fees and monitoring fees. Other fees of the Offering including: (i) underwriting fees, legal and other professional fees and other miscellaneous expenses, (ii) taxes and filing fees to be paid to the BIR and the PDEx, respectively; and (iii) paying agency and trustee fees will be reported on actual disbursement

<b>March 10</b>	<p>During the Regular Meeting of the Board of Directors of San Miguel Corporation (the "Corporation") held today, March 10, 2022, the Board of Directors unanimously approved the holding the stockholders' meeting of the Company via remote communication on June 14, 2022. The following are the other key dates relating to the annual stockholders meeting of the Corporation:</p> <p style="text-align: center;"><u>2022 Annual Stockholders' Meeting</u></p> <table><tr><td>Date of Annual Stockholders' Meeting</td><td>June 14, 2022 2:00 p.m. (via remote communication)</td></tr><tr><td>Record Date for Stockholders Entitled to Vote</td><td>May 6, 2022</td></tr><tr><td>Closing of Stock and Transfer Book</td><td>May 9 to 13, 2022</td></tr><tr><td>Deadline for Submission of Proxies</td><td>May 31, 2022</td></tr><tr><td>Validation of Proxies</td><td>June 7, 2022</td></tr></table>	Date of Annual Stockholders' Meeting	June 14, 2022 2:00 p.m. (via remote communication)	Record Date for Stockholders Entitled to Vote	May 6, 2022	Closing of Stock and Transfer Book	May 9 to 13, 2022	Deadline for Submission of Proxies	May 31, 2022	Validation of Proxies	June 7, 2022																
Date of Annual Stockholders' Meeting	June 14, 2022 2:00 p.m. (via remote communication)																										
Record Date for Stockholders Entitled to Vote	May 6, 2022																										
Closing of Stock and Transfer Book	May 9 to 13, 2022																										
Deadline for Submission of Proxies	May 31, 2022																										
Validation of Proxies	June 7, 2022																										
<b>March 10</b>	Press statement of the Company entitled "SMC 2021 profits up 120% as businesses bounce back better, helps set the stage for a strong economic recovery."																										
<b>March 14</b>	Disclosure of the Company with respect to the news article entitled "SMC Prestige Power eyes 600-MW Leyte LNG plant" posted in manilastandard.net on March 11, 2022.																										
<b>March 18</b>	<p>The following are the disbursements of the Company from the net proceeds of the offering of the Series "2" Preferred Shares, Subseries K (the "Offering").</p> <table><tr><th>Date of Disbursement</th><th>Use of Proceeds</th><th>Details</th><th>Amount in Php</th></tr><tr><td>17 March 2022</td><td>Investment</td><td>Additional investment for the airport project</td><td>Php 588,597,000.00</td></tr><tr><td colspan="3">TOTAL DISBURSEMENT IN THIS REPORT</td><td>588,597,000.00</td></tr><tr><td colspan="3">TOTAL DISBURSEMENTS TO DATE</td><td><b>11,076,478,087.82</b></td></tr><tr><td colspan="3">BALANCE OF PROCEEDS</td><td><b>Php 2,598,946,612.80</b></td></tr></table> <p>The net proceeds of the Offering is computed as follows:</p> <table><tr><td><b>Gross Proceeds</b></td><td>Php 13,792,867,500.00</td></tr><tr><td><b>Expenses related to the Offering<sup>6</sup></b></td><td>Php 117,442,799.38</td></tr><tr><td><b>Net Proceeds</b></td><td><b>Php 13,675,424,700.62</b></td></tr></table>	Date of Disbursement	Use of Proceeds	Details	Amount in Php	17 March 2022	Investment	Additional investment for the airport project	Php 588,597,000.00	TOTAL DISBURSEMENT IN THIS REPORT			588,597,000.00	TOTAL DISBURSEMENTS TO DATE			<b>11,076,478,087.82</b>	BALANCE OF PROCEEDS			<b>Php 2,598,946,612.80</b>	<b>Gross Proceeds</b>	Php 13,792,867,500.00	<b>Expenses related to the Offering<sup>6</sup></b>	Php 117,442,799.38	<b>Net Proceeds</b>	<b>Php 13,675,424,700.62</b>
Date of Disbursement	Use of Proceeds	Details	Amount in Php																								
17 March 2022	Investment	Additional investment for the airport project	Php 588,597,000.00																								
TOTAL DISBURSEMENT IN THIS REPORT			588,597,000.00																								
TOTAL DISBURSEMENTS TO DATE			<b>11,076,478,087.82</b>																								
BALANCE OF PROCEEDS			<b>Php 2,598,946,612.80</b>																								
<b>Gross Proceeds</b>	Php 13,792,867,500.00																										
<b>Expenses related to the Offering<sup>6</sup></b>	Php 117,442,799.38																										
<b>Net Proceeds</b>	<b>Php 13,675,424,700.62</b>																										

<sup>6</sup> Expenses related to the Offering include: (i) underwriting fees, legal and other professional fees and other miscellaneous expenses, (ii) taxes and filing fees paid to the BIR, SEC and the PSE, respectively; and (iii) stock transfer service fees and lodgment fees.

April 4

The following are the disbursements of the Company from the net proceeds of the offering of the Series “2” Preferred Shares, Subseries K (the “Offering”).

Date of Disbursement	Use of Proceeds	Details	Amount in Php
04 April 2022	Investment	Additional investment for the airport project	Php 1,991,644,840.00
TOTAL DISBURSEMENT IN THIS REPORT			1,991,644,840.00
TOTAL DISBURSEMENTS TO DATE			13,068,122,927.82
BALANCE OF PROCEEDS			Php 607,301,772.80

The net proceeds of the Offering is computed as follows:

Gross Proceeds	Php 13,792,867,500.00
Expenses related to the Offering <sup>7</sup>	Php 117,442,799.38
Net Proceeds	Php 13,675,424,700.62

April 7

We advise that as of April 7, 2022, all of the Php6,683,010,000.00 Series A and Php10,000,000,000.00 Series D Fixed Rate Peso Denominated Bonds (the “Bonds”) issued by San Miguel Corporation (the "Corporation") out of the Php60 billion shelf-registered peso denominated bonds approved by the Securities and Exchange Commission have fully matured. The principal investment amounts due on the Bonds were paid to the respective holders thereof in accordance with the relevant terms and conditions contained in the public offerings subject of previous disclosures of the Corporation.

April 22

The following are the disbursements of the Company from the net proceeds of the offering of the Series “2” Preferred Shares, Subseries K (the “Offering”).

Date of Disbursement	Use of Proceeds	Details	Amount in Php
22 April 2022	Investment	Additional investment for the airport project	Php 420,000,000.00
TOTAL DISBURSEMENT IN THIS REPORT			420,000,000.00
TOTAL DISBURSEMENTS TO DATE			13,488,122,927.82
BALANCE OF PROCEEDS			Php 187,301,772.80

The net proceeds of the Offering is computed as follows:

Gross Proceeds	Php 13,792,867,500.00
Expenses related to the Offering <sup>8</sup>	Php 117,442,799.38
Net Proceeds	Php 13,675,424,700.62

<sup>7</sup> Expenses related to the Offering include: (i) underwriting fees, legal and other professional fees and other miscellaneous expenses, (ii) taxes and filing fees paid to the BIR, SEC and the PSE, respectively; and (iii) stock transfer service fees and lodgment fees.

<sup>8</sup> Expenses related to the Offering include: (i) underwriting fees, legal and other professional fees and other miscellaneous expenses, (ii) taxes and filing fees paid to the BIR, SEC and the PSE, respectively; and (iii) stock transfer service fees and lodgment fees.



April 28

A. The following are the disbursements of the Company from the net proceeds of the offering of the Series “2” Preferred Shares, Subseries K (the “Offering”).

Date of Disbursement	Use of Proceeds	Details	Amount in Php
28 April 2022	Investment	Additional investment for the airport project	Php 187,301,772.80
TOTAL DISBURSEMENT IN THIS REPORT			187,301,772.80
TOTAL DISBURSEMENTS TO DATE			13,675,424,700.62
BALANCE OF PROCEEDS			Php 0.00

The net proceeds of the Offering are computed as follows:

Gross Proceeds	Php 13,792,867,500.00
Expenses related to the Offering <sup>9</sup>	Php 117,442,799.38
Net Proceeds	Php 13,675,424,700.62

B. With the disbursements made in this disclosure, the proceeds of the Offering have been fully disbursed, and no further disclosures will be made relating to the use of proceeds of the Offering.

April 28

The following are the disbursements of the Company from the net proceeds of the offering of the Fixed-Rate Bonds Series “J” and Series “K” (the “Offering”).

Date of Disbursement	Use of Proceeds	Details	Amount in Php
28 April 2022	For other general corporate purposes	Payment of withholding taxes	Php208,165,581.18
TOTAL DISBURSEMENT IN THIS REPORT			208,165,581.18
TOTAL DISBURSEMENTS TO DATE			29,408,165,581.18
BALANCE OF NET PROCEEDS			Php210,645,378.08

The net proceeds of the Offering are computed as follows:

Gross Proceeds	Php 30,000,000,000.00
Expenses related to the Offering	Php 381,189,040.74 <sup>10</sup>
Net Proceeds	Php 29,618,810,959.26 <sup>11</sup>

<sup>9</sup> Expenses related to the Offering include: (i) underwriting fees, legal and other professional fees and other miscellaneous expenses, (ii) taxes and filing fees paid to the BIR, SEC and the PSE, respectively; and (iii) stock transfer service fees and lodgment fees.

<sup>10</sup> Expenses of the Offering include: (i) payment of filing fees with the SEC; (ii) payments made to Philratings for its rating fees and monitoring fees; (iii) underwriting fees, legal and other professional fees and other miscellaneous expenses, (iv) taxes and filing fees paid to the BIR and the PDEx, respectively; and (v) paying agency and trustee fees.

<sup>11</sup> Updated net proceeds after including expenses paid for underwriting fees, legal and other professional fees, miscellaneous expenses, taxes and filing fees and paying agency and trustee fees.

April 29	Disclosure of the Company with respect to the news article entitled "Mactan Island to host SMC's new power plant" posted in Manila Times (Online Edition) on April 29, 2022.																										
April 29	Disclosure of the Company to update the agenda of the Annual Stockholders' Meeting to be held on June 14, 2022.																										
May 5	Upon the direction of the Philippine Stock Exchange, Inc., please see attached press release entitled "SMC 1 <sup>st</sup> quarter revenues up by 57% to P316.8 billion" disclosed to the Exchange and submitted via SEC Form 17-C on May 5, 2022, where San Miguel Corporation reported that for the first quarter of 2022, the Company posted consolidated revenues of P316.8 billion, consolidated EBITDA of P44.8 billion and consolidated income from operations of P40.1 billion.																										
May 5	<p>We advise that, at the Regular Meeting of the Board of Directors of San Miguel Corporation (the "Corporation") held today, May 5, 2022, the Board of Directors of the Corporation declared cash dividends to be paid out of the unrestricted retained earnings of the Corporation as of March 31, 2022, distributable as dividends to all stockholders of record as of June 21, 2022 on the following Preferred Shares of the Corporation to be paid on July 4, 2022, as follows:</p> <table><tr><th><u>Class of Shares</u></th><th><u>Dividend Amount per share</u></th></tr><tr><td>Series "2" Preferred Shares - Subseries "F"</td><td>₱1.27635</td></tr><tr><td>Series "2" Preferred Shares - Subseries "H"</td><td>₱1.1854125</td></tr><tr><td>Series "2" Preferred Shares - Subseries "I"</td><td>₱1.18790625</td></tr><tr><td>Series "2" Preferred Shares - Subseries "J"</td><td>₱0.890625</td></tr><tr><td>Series "2" Preferred Shares - Subseries "K"</td><td>₱0.84375</td></tr></table> <p>The books of the Corporation will be closed from June 22 to 29, 2022.</p>	<u>Class of Shares</u>	<u>Dividend Amount per share</u>	Series "2" Preferred Shares - Subseries "F"	₱1.27635	Series "2" Preferred Shares - Subseries "H"	₱1.1854125	Series "2" Preferred Shares - Subseries "I"	₱1.18790625	Series "2" Preferred Shares - Subseries "J"	₱0.890625	Series "2" Preferred Shares - Subseries "K"	₱0.84375														
<u>Class of Shares</u>	<u>Dividend Amount per share</u>																										
Series "2" Preferred Shares - Subseries "F"	₱1.27635																										
Series "2" Preferred Shares - Subseries "H"	₱1.1854125																										
Series "2" Preferred Shares - Subseries "I"	₱1.18790625																										
Series "2" Preferred Shares - Subseries "J"	₱0.890625																										
Series "2" Preferred Shares - Subseries "K"	₱0.84375																										
May 16	<p>A. The following are the disbursements of the Company from the net proceeds of the offering of the Fixed-Rate Bonds Series "J" and Series "K" (the "Offering").</p> <table><tr><th><b>Date of Disbursement</b></th><th><b>Use of Proceeds</b></th><th><b>Details</b></th><th><b>Amount in Php</b></th></tr><tr><td>16 May 2022</td><td>For other general corporate purposes</td><td>Payment of withholding taxes</td><td>Php210,645,378.08</td></tr><tr><td colspan="3">TOTAL DISBURSEMENT IN THIS REPORT</td><td>210,645,378.08</td></tr><tr><td colspan="3">TOTAL DISBURSEMENTS TO DATE</td><td><b>29,618,810,969.26</b></td></tr><tr><td colspan="3">BALANCE OF NET PROCEEDS</td><td><b>Php0.00</b></td></tr></table> <p>The net proceeds of the Offering are computed as follows:</p> <table><tr><td><b>Gross Proceeds</b></td><td>Php 30,000,000,000.00</td></tr><tr><td><b>Expenses related to the Offering</b></td><td><b>Php 381,189,040.74<sup>12</sup></b></td></tr><tr><td><b>Net Proceeds</b></td><td><b>Php 29,618,810,959.26</b></td></tr></table> <p>B. With the disbursements made in this disclosure, the proceeds of the Offering have been fully disbursed, and no further disclosures will be made relating to the use of proceeds of the Offering.</p>	<b>Date of Disbursement</b>	<b>Use of Proceeds</b>	<b>Details</b>	<b>Amount in Php</b>	16 May 2022	For other general corporate purposes	Payment of withholding taxes	Php210,645,378.08	TOTAL DISBURSEMENT IN THIS REPORT			210,645,378.08	TOTAL DISBURSEMENTS TO DATE			<b>29,618,810,969.26</b>	BALANCE OF NET PROCEEDS			<b>Php0.00</b>	<b>Gross Proceeds</b>	Php 30,000,000,000.00	<b>Expenses related to the Offering</b>	<b>Php 381,189,040.74<sup>12</sup></b>	<b>Net Proceeds</b>	<b>Php 29,618,810,959.26</b>
<b>Date of Disbursement</b>	<b>Use of Proceeds</b>	<b>Details</b>	<b>Amount in Php</b>																								
16 May 2022	For other general corporate purposes	Payment of withholding taxes	Php210,645,378.08																								
TOTAL DISBURSEMENT IN THIS REPORT			210,645,378.08																								
TOTAL DISBURSEMENTS TO DATE			<b>29,618,810,969.26</b>																								
BALANCE OF NET PROCEEDS			<b>Php0.00</b>																								
<b>Gross Proceeds</b>	Php 30,000,000,000.00																										
<b>Expenses related to the Offering</b>	<b>Php 381,189,040.74<sup>12</sup></b>																										
<b>Net Proceeds</b>	<b>Php 29,618,810,959.26</b>																										

<sup>12</sup> Expenses of the Offering include: (i) payment of filing fees with the SEC; (ii) payments made to Philratings for its rating fees and monitoring fees; (iii) underwriting fees, legal and other professional fees and other miscellaneous expenses, (iv) taxes and filing fees paid to the BIR and the PDEx, respectively; and (v) paying agency and trustee fees.

June 14	<p>We advise that, at the Regular Meeting of the Board of Directors of San Miguel Corporation (the "Corporation") held today, June 14, 2022, the Board of Directors of the Corporation declared cash dividends on the common shares of the Corporation in the amount of P0.35 per common share.</p> <p>The dividend payment date is on July 29, 2022, to be paid out of the unrestricted retained earnings of the Corporation distributable as dividends as of May 31, 2022. Payment shall be made to the stockholders of record of the aforementioned common shares as of July 1, 2022. The books of the Corporation will be closed from July 4 to 8, 2022.</p>																																																																					
June 14	<p>Please be informed that, at the Organizational Meeting of the Board of San Miguel Corporation (the "Corporation") held on June 14, 2022, the following appointments were duly made:</p> <p>A. <u>By-law officers of the Corporation:</u></p> <table><tr><td>Ramon S. Ang</td><td>-</td><td>Vice Chairman, President and Chief Executive Officer</td></tr><tr><td>Ferdinand K. Constantino</td><td>-</td><td>Chief Finance Officer-Treasurer</td></tr><tr><td>Virgilio S. Jacinto</td><td>-</td><td>General Counsel, Corporate Secretary and Compliance Officer</td></tr><tr><td>Mary Rose S. Tan</td><td>-</td><td>Assistant Corporate Secretary</td></tr></table> <p>B. <u>Lead Independent Director:</u> - Reynato S. Puno</p> <p>C. <u>Head- Internal Audit</u> - Ramon R. Bantigue</p> <p>D. <u>Members of the Board Committees:</u></p> <p>1. <u>Executive Committee</u></p> <table><tr><td>Ramon S. Ang</td><td>-</td><td>Member</td></tr><tr><td>Menardo R. Jimenez</td><td>-</td><td>Member</td></tr><tr><td>Estelito P. Mendoza</td><td>-</td><td>Member</td></tr><tr><td>Iñigo Zobel</td><td>-</td><td>Member</td></tr></table> <p>2. <u>Audit and Risk Oversight Committee</u></p> <table><tr><td>Margarito B. Teves</td><td>-</td><td>Chairman (Independent Director)</td></tr><tr><td>Teresita J. Leonardo-De Castro</td><td>-</td><td>Member (Independent Director)</td></tr><tr><td>Estelito P. Mendoza</td><td>-</td><td>Member</td></tr><tr><td>Reynato S. Puno</td><td>-</td><td>Member (Independent Director)</td></tr><tr><td>Diosdado M. Peralta</td><td>-</td><td>Member (Independent Director)</td></tr></table> <p>3. <u>Corporate Governance Committee</u></p> <table><tr><td>Reynato S. Puno</td><td>-</td><td>Chairman (Independent Director)</td></tr><tr><td>Aurora T. Calderon</td><td>-</td><td>Member</td></tr><tr><td>Menardo R. Jimenez</td><td>-</td><td>Member</td></tr><tr><td>Margarito B. Teves</td><td>-</td><td>Member (Independent Director)</td></tr><tr><td>Diosdado M. Peralta</td><td>-</td><td>Member (Independent Director)</td></tr></table> <p>4. <u>Related Party Transactions Committee</u></p> <table><tr><td>Teresita J. Leonardo-De Castro</td><td>-</td><td>Chairman (Independent Director)</td></tr><tr><td>Joselito D. Campos, Jr.</td><td>-</td><td>Member</td></tr><tr><td>Alexander J. Poblador</td><td>-</td><td>Member</td></tr><tr><td>Reynato S. Puno</td><td>-</td><td>Member (Independent Director)</td></tr><tr><td>Margarito B. Teves</td><td>-</td><td>Member (Independent Director)</td></tr></table>	Ramon S. Ang	-	Vice Chairman, President and Chief Executive Officer	Ferdinand K. Constantino	-	Chief Finance Officer-Treasurer	Virgilio S. Jacinto	-	General Counsel, Corporate Secretary and Compliance Officer	Mary Rose S. Tan	-	Assistant Corporate Secretary	Ramon S. Ang	-	Member	Menardo R. Jimenez	-	Member	Estelito P. Mendoza	-	Member	Iñigo Zobel	-	Member	Margarito B. Teves	-	Chairman (Independent Director)	Teresita J. Leonardo-De Castro	-	Member (Independent Director)	Estelito P. Mendoza	-	Member	Reynato S. Puno	-	Member (Independent Director)	Diosdado M. Peralta	-	Member (Independent Director)	Reynato S. Puno	-	Chairman (Independent Director)	Aurora T. Calderon	-	Member	Menardo R. Jimenez	-	Member	Margarito B. Teves	-	Member (Independent Director)	Diosdado M. Peralta	-	Member (Independent Director)	Teresita J. Leonardo-De Castro	-	Chairman (Independent Director)	Joselito D. Campos, Jr.	-	Member	Alexander J. Poblador	-	Member	Reynato S. Puno	-	Member (Independent Director)	Margarito B. Teves	-	Member (Independent Director)
Ramon S. Ang	-	Vice Chairman, President and Chief Executive Officer																																																																				
Ferdinand K. Constantino	-	Chief Finance Officer-Treasurer																																																																				
Virgilio S. Jacinto	-	General Counsel, Corporate Secretary and Compliance Officer																																																																				
Mary Rose S. Tan	-	Assistant Corporate Secretary																																																																				
Ramon S. Ang	-	Member																																																																				
Menardo R. Jimenez	-	Member																																																																				
Estelito P. Mendoza	-	Member																																																																				
Iñigo Zobel	-	Member																																																																				
Margarito B. Teves	-	Chairman (Independent Director)																																																																				
Teresita J. Leonardo-De Castro	-	Member (Independent Director)																																																																				
Estelito P. Mendoza	-	Member																																																																				
Reynato S. Puno	-	Member (Independent Director)																																																																				
Diosdado M. Peralta	-	Member (Independent Director)																																																																				
Reynato S. Puno	-	Chairman (Independent Director)																																																																				
Aurora T. Calderon	-	Member																																																																				
Menardo R. Jimenez	-	Member																																																																				
Margarito B. Teves	-	Member (Independent Director)																																																																				
Diosdado M. Peralta	-	Member (Independent Director)																																																																				
Teresita J. Leonardo-De Castro	-	Chairman (Independent Director)																																																																				
Joselito D. Campos, Jr.	-	Member																																																																				
Alexander J. Poblador	-	Member																																																																				
Reynato S. Puno	-	Member (Independent Director)																																																																				
Margarito B. Teves	-	Member (Independent Director)																																																																				

<b>June 14</b>	<p>We advise that, at the Annual Stockholders' Meeting of San Miguel Corporation (the "Corporation") held today, June 14, 2022, the following were approved:</p> <p>1. <u>Election of Directors</u></p> <p>The following directors were duly elected by the stockholders of the Corporation:</p> <p style="text-align: center;">Ramon S. Ang John Paul L. Ang Aurora T. Calderon Joselito D. Campos, Jr. Jose C. de Venecia, Jr. Menardo R. Jimenez Estelito P. Mendoza Alexander J. Poblador Thomas A. Tan Iñigo Zobel Ramon F. Villavicencio Teresita J. Leonardo-De Castro – Independent Director Reynato S. Puno – Independent Director Margarito B. Teves – Independent Director Diosdado M. Peralta – Independent Director</p> <p>2. <u>Approval of Directors Fees for 2021</u></p> <p>The stockholders of the Corporation approved the payment of Directors' Fees for 2021 amounting to P72.39 Million.</p> <p>3. <u>Appointment of External Auditors</u></p> <p>The stockholders of the Corporation approved the appointment of the auditing firm of R. G. Manabat &amp; Co., CPAs as the External Auditor of the Corporation for the year 2022.</p>												
<b>June 14</b>	Press Release entitled "SMC vows to continue push for nation-building, greater sustainability"												
<b>June 22</b>	Disclosure of the Company with respect to the news article entitled "San Miguel, DOTr ink SALEX deal" posted in Business Mirror (Online Edition) on June 21, 2022.												
<b>July 21</b>	We advise that the Company received the letter-resignation of Mr. Thomas A. Tan, today, July 21, 2022. As stated in the letter, Mr. Tan tendered his resignation as director of the Company, effective July 31, 2022.												
<b>August 4</b>	<p>We advise that, at the Regular Meeting of the Board of Directors of San Miguel Corporation (the "Corporation") held today, August 4, 2022, the Board of Directors of the Corporation declared cash dividends on the preferred shares of the Corporation, as follows:</p> <table border="1" style="margin-left: auto; margin-right: auto;"> <thead> <tr> <th><u>Class of Shares</u></th><th><u>Dividend Amount per share</u></th></tr> </thead> <tbody> <tr> <td>Series "2" Preferred Shares - Subseries "F"</td><td>₱1.27635</td></tr> <tr> <td>Series "2" Preferred Shares - Subseries "H"</td><td>₱1.1854125</td></tr> <tr> <td>Series "2" Preferred Shares - Subseries "I"</td><td>₱1.18790625</td></tr> <tr> <td>Series "2" Preferred Shares - Subseries "J"</td><td>₱0.890625</td></tr> <tr> <td>Series "2" Preferred Shares - Subseries "K"</td><td>₱0.84375</td></tr> </tbody> </table> <p>The dividend payment date is on October 4, 2022, to be paid out of the unrestricted retained earnings of the Corporation distributable as dividends as of June 30, 2022. Payment shall be made to the stockholders of record of the aforementioned preferred shares as of September 21, 2022. The books of the Corporation will be closed from September 22 to 28, 2022.</p>	<u>Class of Shares</u>	<u>Dividend Amount per share</u>	Series "2" Preferred Shares - Subseries "F"	₱1.27635	Series "2" Preferred Shares - Subseries "H"	₱1.1854125	Series "2" Preferred Shares - Subseries "I"	₱1.18790625	Series "2" Preferred Shares - Subseries "J"	₱0.890625	Series "2" Preferred Shares - Subseries "K"	₱0.84375
<u>Class of Shares</u>	<u>Dividend Amount per share</u>												
Series "2" Preferred Shares - Subseries "F"	₱1.27635												
Series "2" Preferred Shares - Subseries "H"	₱1.1854125												
Series "2" Preferred Shares - Subseries "I"	₱1.18790625												
Series "2" Preferred Shares - Subseries "J"	₱0.890625												
Series "2" Preferred Shares - Subseries "K"	₱0.84375												

<b>August 4</b>	<p>We advise that, at the Regular Meeting of the Board of Directors of San Miguel Corporation (the "Corporation") held today, August 4, 2022, at least a majority of the Board of Directors of the Corporation constituting a quorum, voted to elect Mr. Ernesto M. Pernia as a director of the Corporation. Mr. Pernia has all the qualifications, and none of the disqualifications to fill the vacancy in the Board of Directors of the Corporation due to the resignation of Mr. Thomas A. Tan.</p> <p>Mr. Pernia was the Secretary of Socioeconomic Planning and Director General of the National Economic and Development Authority of the Philippines from 2016 until 2020. Since 2013, he has served as Professor Emeritus of Economics, University of the Philippines, after having been on the faculty of the UP School of Economics for several years. He likewise held the position of Lead Economist at the Asian Development Bank from 1999-2003.</p> <p>He earned his MA Economics degree from the University of Bridgeport, Connecticut in 1969, his AB Economics degree from the University of San Carlos in 1967, his degree of Bachelor of Theology from the UST Central Seminary in 1965, and his AB in Philosophy degree from the San Carlos Major Seminary (Cebu) in 1963.</p> <p>He brings with him years of top economics, finance and business experience from the perspective of the government sector, all of which equip him with expertise and proficiency to contribute to the Board of Directors of the Company.</p>
<b>August 4</b>	<p>By way of compliance with the directive of the Philippine Stock Exchange, Inc. (the "Exchange"), attached hereto is a copy of the press release entitled "SMC delivers strong H1 results amid challenging conditions" disclosed to the Exchange and submitted via SEC Form 17-C on August 4, 2022, where San Miguel Corporation reported that for the first semester of 2022, the Company posted consolidated revenues of P711.4 billion, consolidated operating income of P85.9 billion and EBITDA of P91.2 billion.</p>
<b>August 22</b>	<p>Disclosure of the company with respect to the news articles posted in various online sites. In the attached news article entitled "San Miguel power unit buys PNOC banked gas for \$1.2B" posted in Business Mirror (Online Edition) on August 22, 2022.</p>
<b>August 30</b>	<p>Disclosure of the Company with respect to the news articles posted in various online sites. In the attached news article entitled "SMC set to go back to debt market to raise P40B" posted in Inquirer.net on August 30, 2022.</p>
<b>Sept. 14</b>	<p>Disclosure of the Company with respect to the news articles posted in various online sites. In the attached news article entitled "San Miguel gets consent on Cavite-Batangas road" posted in manilastandard.net on September 13, 2022.</p>
<b>September 22</b>	<p>We advise that at the Regular Meeting of the Board of Directors of San Miguel Corporation (the "Corporation") held today, September 22, 2022, the Board of Directors approved the declaration of cash dividends on the common shares of the Corporation at ₱0.35 per share.</p> <p>The cash dividends for the common shares are payable on October 28, 2022 to all stockholders of record of the common shares as of October 7, 2022. The stock and transfer books of the Corporation will be closed from October 10 to 14, 2022.</p> <p>The dividends shall be paid out of the unrestricted retained earnings of the Company available for distribution as dividends as of August 31, 2022.</p>
<b>September 22</b>	<p>In connection with the Regular Meeting of the Board of Directors of San Miguel Corporation (the "Corporation") held today, September 22, 2022 we disclose that the Board of the Directors authorized the offering and issuance of the fixed-rate Peso-denominated Bonds amounting to up to Php60 billion, with an oversubscription option of Php20 billion, the filing of the appropriate Registration Statement and Prospectus with the Securities and Exchange Commission; and the filing of the listing application with the Philippine Dealing Exchange Corporation of the Peso Bonds. The Board has authorized the engagement of the services of underwriters, advisors, legal counsels, stock and transfer agent, receiving agent/bank, and other agents as may be necessary, proper or desirable to effect the offering.</p>

<b>September 22</b>	<p>We advise that, at the Regular Meeting of the Board of Directors of San Miguel Corporation (the "Corporation") held today, September 22, 2022, the Board of Directors of the Corporation passed and approved a resolution for the redemption of the outstanding and issued Series "2" Preferred Shares – Subseries H (the "SMC2H Preferred Shares") at a redemption price of ₱75.00 per share, together with any unpaid cash dividends. The Company shall issue a Notice of Redemption by publication and by mail on December 1, 2022.</p> <p>Upon redemption, the SMC2H Preferred Shares shall not be considered retired and may be re-issued by the Corporation. The trading of the SMC2H Preferred Shares will be suspended upon redemption and may only be tradeable upon application by the Corporation for lifting of trading suspension in the event the Corporation decides to re-issue them in the future, subject to compliance with the listing rules of the Exchange.</p>
<b>Sept. 27</b>	<p>Filing of Registration Statement for up to Php60 Billion Fixed-Rate Bonds.</p> <p>The Company filed today with the Securities and Exchange Commission a Registration Statement together with a Preliminary Prospectus for the registration of Peso Fixed Rate Bonds in the aggregate principal amount of up to Php60,000,000,000.00 comprising a base offer of Php40,000,000,000.00 and an oversubscription option of up to Php20,000,000,000.00, to be offered at an issue price of 100% face value. The bond issuance has been given a rating of PRS Aaa by Philratings.</p> <p>Copies of the Registration Statement together with the Preliminary Prospectus may be viewed at:</p> <p><a href="https://www.sanmiguel.com.ph/disclosures/smc60billionfixedratebonds">https://www.sanmiguel.com.ph/disclosures/smc60billionfixedratebonds</a></p>
<b>October 4</b>	<p>In connection with the Special Meeting of the Board of Directors of San Miguel Corporation (the "Corporation") held today, October 4, 2022, the Corporation discloses that the Board of the Directors, with the endorsement of the Related Party Transactions Committee which also held a meeting today, authorized the acquisition of 88.5% of Eagle Cement Corporation ("ECC"), a publicly listed company, which is engaged in the business of manufacturing, marketing, sale, and distribution of cement.</p> <p>The Board of Directors authorized the Management of the Corporation to negotiate and enter into a share purchase agreement with the selling shareholders namely: Mr. Ramon S. Ang, Mr. John Paul L. Ang, Ms. Monica L. Ang, and Far East Holdings, Inc. ("FEHI") which is majority owned by Mr. Ramon S. Ang. The approved acquisition price is Php22.02 per share.</p> <p>Ramon S. Ang is the President and Chief Executive Officer of the Corporation while he is also the Chairman, President and Chief Executive Officer of FEHI, and also the Chairman of ECC. John Paul L. Ang is a member of the Board of Directors of the Corporation and is also the President and Chief Executive Officer of ECC. Messrs Ramon S. Ang and John Paul L. Ang did not participate in the approval by the Board of Directors of the Corporation of the proposed acquisition.</p> <p>The proposed transaction will trigger notification and clearance with the Philippine Competition Commission, and a tender offer of the shares held by the minority shareholders of ECC. The Corporation will make additional disclosures upon the execution of definitive agreements relating to the proposed transaction.</p>
<b>October 5</b>	<p>Disclosure of the Company with respect to the news articles posted in various online sites. In the news article entitled "SMC plans to put up energy storage manufacturing plant" posted in manilastandard.net on October 4, 2022.</p>
<b>October 5</b>	<p>Disclosure of the on the Acquisition of shares in Eagle Cement Corporation (the "Transaction"), a publicly listed company.</p> <p>The Transaction involves the purchase of a total of 4,425,123,001 common shares (the "Sale Shares") equivalent to 88.50% of the total outstanding and issued capital stock of Eagle Cement Corporation (the "Target" or "ECC") by San Miguel Equity Investments Inc. (the "Purchaser"), a wholly-owned subsidiary of San Miguel Corporation (the "Company" or "SMC") from Far East Holdings, Inc. ("FEHI") and the Company's President and Chief Executive Officer, Mr. Ramon S. Ang, Mr. John Paul L. Ang, a member of the Board of Directors of the Company, and Monica L. Ang, an authorized signatory of the Company (the "Selling Shareholders").</p>

<b>October 6</b>	Disclosure of the Company with respect to the news articles posted in various online sites on October 4, 2022. In the news article entitled "ERC denies SMC-Meralco rate hike application" posted in Manila Bulletin (Online Edition) on October 3, 2022.
<b>October 6</b>	Disclosure of the Company with respect to the news articles posted in various online sites. In the attached news article entitled "SMC to continue supplying power to Meralco" posted in Manila Bulletin (Online Edition) on October 5, 2022.
<b>October 6</b>	<p>We advise that the Energy Regulatory Commission issued Orders denying joint motions for price adjustment filed by the Manila Electric Company ("Meralco") and South Premiere Power Corp. ("SPPC") in ERC Case No. 2019-081, and by Meralco and San Miguel Energy Corporation ("SMEC") in ERC Case No. 2019-083 (the "ERC Orders"), pursuant to their Power Supply Agreements, both dated 13 September 2019 (the "PSAs"). The ERC Orders were dated 29 September 2022 and received by SPPC and SMEC, respectively, via electronic mail on the evening of 03 October 2022.</p> <p>We confirm that SPPC and SMEC are wholly owned subsidiaries of SMC Global Power Holdings Corp. ("SMCGP"), which is in turn a wholly owned subsidiary of the Company. As required in the ERC Orders, any termination will take effect 60 days from the receipt of the ERC Orders. Within this 60-day period, SMEC and SPPC are required to continue the supply of power to Meralco at a cost higher than the contracted price under the PSAs. Nevertheless, SPPC and SMEC will continue to explore other legal remedies relating to the ERC Orders.</p> <p>Once the termination of the PSAs take effect, SPPC and SMEC will have to sell its power to WESM and enter into bilateral contracts with other off-takers, the pricing of which will be market-based, and thus will provide better financials and economics for SMCGP on consolidated basis.</p> <p>Based on the Company's internal evaluation, SMCGP and its subsidiaries will remain compliant with its financial covenants under all existing loan agreements and other debt instruments.</p> <p>Nonetheless, these are not expected to have a material adverse effect on the consolidated financials of the Company and as well as in the operations and financials of SMCGP and its subsidiaries.</p>
<b>October 7</b>	Please be advised that the Company paid today, October 7, 2022, the amount of Php55,000 corresponding to a fine imposed by the Exchange. The Company received on October 3, 2022 the Letter-Advise imposing the fine and was directed to pay within five (5) days from receipt of the notice. The fine is imposed for non-compliance with Sections 7 and 17.11 of Article VII of the Consolidated List and Disclosure Rules of the Exchange for the timely submission of the list of stockholders of the Company within five (5) trading days after the record date for the annual stockholders meeting.
<b>October 12</b>	Further to the disclosures of San Miguel Corporation (the "Company") relating to the proposed acquisition by its wholly-owned subsidiary, San Miguel Equity Investments Inc. ("SMEI"), of 88.5% of the outstanding capital stock of Eagle Cement Corporation ("ECC"), we submit herewith the attached announcement by SMEI of its intention to make a tender offer to the ECC shareholders, which is conditioned on the approval or clearance by the Philippine Competition Commission of the proposed acquisition. The said announcement was published today in the Philippine Star and filed with the Securities and Exchange Commission.
<b>October 26</b>	San Miguel Corporation (the "Corporation") discloses that on 26 October 2022, the Board of Directors of SMC Global Power Holdings Corp. ("SMC Global Power"), a wholly-owned subsidiary of the Corporation, authorized the conduct by SMC Global Power of tender offers for an aggregate principal amount of up to USD400,000,000 to the holders of the US Dollar-denominated senior perpetual capital securities of SMC Global Power that are listed with the Singapore Exchange Securities Trading Limited ("SGX-ST"). The appropriate announcement of the tender offers shall be made by SMC Global Power in SGX-ST on even date.

<b>October 28</b>	<p>By way of update to the disclosures made by the Company on October 4, 2022 and October 6, 2022 relating to the proposed acquisition of 88.5% equity interest in Eagle Cement Corporation (“ECC”) (the “Transaction”), we advise that the Philippine Competition Commission (the “PCC”) issued a Notice dated October 27, 2022, the relevant portion of which states as follows:</p> <p><i>“While the Proposed Transaction breaches the thresholds prescribed by the Philippine Competition Act (“PCA”) and its Implementing Rules and Regulations (“IRR”), the Commission has ruled that based on the documents and information submitted with the Form, the Proposed Transaction is not subject to the notification requirement under the IRR.”</i></p> <p>With the issuance of the aforementioned Notice, the Transaction shall not be subject to review by the PCC based on the Implementing Rules and Regulations of the Philippine Competition Act.</p> <p>We further advise that as a consequence of the PCC Notice, the Transaction may proceed subject to the completion of a mandatory tender offer by San Miguel Equity Investments Inc., as purchaser, for the acquisition of 11.5% equity interest in ECC held by its minority shareholders, as required under the relevant provisions of the Securities Regulations Code.</p> <p>We shall make additional disclosures to the Exchange upon any further developments relating to the Transaction.</p>
<b>Nov. 7</b>	<p>Disclosure of the Company on the Results of SMC Global Power Holdings Corp.'s tender offers to its holders of US Dollar-denominated senior perpetual capital securities listed with the Singapore Exchange Securities Trading Limited.</p> <p>Further to its disclosure dated 26 October 2022, San Miguel Corporation reports that the tender offers conducted by its wholly-owned subsidiary, SMC Global Power Holdings Corp. (the “SMCGP”), to the holders of the SMCGP US Dollar-denominated senior perpetual capital securities that are listed with the Singapore Exchange Securities Trading Limited (“SGX-ST”) ended on November 04, 2022</p> <p>SMCGP has made the appropriate disclosures with the SGX-ST and the Securities and the Exchange Commission today.</p> <p>A copy of SMCGP's announcement to SGX-ST of the results of the tender offers is hereto attached.</p>
<b>Nov. 7</b>	<p>By way of update to the disclosure made by the Company on October 28, 2022 relating to the proposed acquisition of 88.5% equity interest in Eagle Cement Corporation (“ECC”) (the “Transaction”), we advise that San Miguel Equity Investments Inc., a wholly-owned subsidiary of the Company, filed today with the Securities and Exchange Commission (“SEC”) its SEC Form 19-1 (inclusive of exhibits) for the conduct of a mandatory tender offer for 11.5% common shares in ECC held by its minority shareholders. The tender offer will commence today at 9:30 am and will end by 12 noon on December 5, 2022.</p> <p>We shall make additional disclosures to the Exchange upon any further developments relating to the Transaction.</p>
<b>Nov. 8</b>	<p>Disclosure of the Company with respect to the news article entitled “DOTr inspects P735-B Bulacan airport” posted in Manila Bulletin (Online Edition) on November 7, 2022.</p>
<b>Nov. 8</b>	<p>Further to our disclosure on November 7, 2022 relating to the tender offer by SMC Global Power Holdings Corp. (SMCGP) of the US Dollar-denominated senior perpetual capital securities that are listed with the Singapore Exchange Securities Trading Limited, please be advised that on November 8, 2022, the Corporation subscribed to US Dollar-denominated redeemable perpetual securities issued by SMCGP, amounting to USD 85 Million the proceeds of which shall be used to finance the payment to the holders of the securities exercising the rights under the said tender offer conducted by the SMCGP.</p>



<b>Nov. 14</b>	<p>We advise that, at the Regular Meeting of the Board of Directors of San Miguel Corporation (the "Corporation") held today, November 14, 2022, the Board of Directors of the Corporation declared cash dividends to be paid out of the unrestricted retained earnings of the Corporation as of September 30, 2022, distributable as dividends to all stockholders of record as of December 21, 2022 on the following shares of the Corporation to be paid on January 3, 2023, as follows:</p> <table border="1"> <thead> <tr> <th>1. Class of Shares</th><th>Dividend Amount per share</th></tr> </thead> <tbody> <tr> <td>Series "2" Preferred Shares - Subseries "F"</td><td>₱1.27635</td></tr> <tr> <td>Series "2" Preferred Shares - Subseries "H"</td><td>₱1.1854125</td></tr> <tr> <td>Series "2" Preferred Shares - Subseries "I"</td><td>₱1.18790625</td></tr> <tr> <td>Series "2" Preferred Shares - Subseries "J"</td><td>₱0.890625</td></tr> <tr> <td>Series "2" Preferred Shares - Subseries "K"</td><td>₱0.84375</td></tr> </tbody> </table> <p>The books of the Corporation will be closed from December 22, 2022 to December 28, 2022.</p>	1. Class of Shares	Dividend Amount per share	Series "2" Preferred Shares - Subseries "F"	₱1.27635	Series "2" Preferred Shares - Subseries "H"	₱1.1854125	Series "2" Preferred Shares - Subseries "I"	₱1.18790625	Series "2" Preferred Shares - Subseries "J"	₱0.890625	Series "2" Preferred Shares - Subseries "K"	₱0.84375
1. Class of Shares	Dividend Amount per share												
Series "2" Preferred Shares - Subseries "F"	₱1.27635												
Series "2" Preferred Shares - Subseries "H"	₱1.1854125												
Series "2" Preferred Shares - Subseries "I"	₱1.18790625												
Series "2" Preferred Shares - Subseries "J"	₱0.890625												
Series "2" Preferred Shares - Subseries "K"	₱0.84375												
<b>Nov. 14</b>	Disclosure of the Company with respect to the news article entitled "CA sides with SMC unit vs state bank in Meralco share dispute" posted in BusinessWorld (Online Edition) on November 14, 2022.												
<b>Nov. 14</b>	Press Release entitled: SMC delivers strong consolidated revenues reaching P1.1 trillion.												
<b>Nov. 17</b>	<p>Further to our disclosure to the Exchange, dated November 14, 2022, a copy of which is attached hereto for reference purposes, we confirm and advise that the 8<sup>th</sup> Division of the Court of Appeals (CA) rendered a decision in the case entitled: "SMC Global Power Holdings Corp. (formerly Global 500 Investments, Inc.) v. Land Bank of the Philippines, et al," CA-G.R. CV No. 118341, affirming the ruling of the Regional Trial Court of Mandaluyong City, Branch 212, in favor of SMC Global Power (CA Decision). The CA Decision was promulgated on November 3, 2022, and the Company received a copy of the CA Decision from the counsel of record of SMC Global Power, Atty. Estelito P. Mendoza, yesterday afternoon, November 16, 2022.</p> <p>By way of summary, the CA ruled that:</p> <ul style="list-style-type: none"> <li>i) the RTC of Mandaluyong City, Branch 212, has jurisdiction over the subject matter of the case;</li> <li>ii) the Share Purchase Agreement, dated December 2, 2008, executed between Land Bank of the Philippines (LBP) and SMC Global Power is a contract of sale and not a contract to sell (SPA); owing to the unjustified refusal or neglect of LBP to implement the SPA, LBP was in breach of its obligation to sell the Manila Electric Company (Meralco) shares held by LBP to SMC Global Power, as provided in the SPA; the sale of the Meralco shares should be completed and performed in accordance with the SPA; and</li> <li>iii) owing to such breach, LPB was liable for damages amounting to P5 Million plus legal interest at 6%, as previously determined by the RTC of Mandaluyong City, Branch 212.</li> </ul>												
<b>Nov. 21</b>	Disclosure of the Company with respect to the news article entitled "SEC OKs bond offerings of San Miguel, Aboitiz" posted in BusinessMirror (Online Edition) on November 21, 2022.												
<b>Nov. 22</b>	Disclosure of the Company with respect to the news article entitled "San Miguel plans to open 178-MW solar power plant in Bataan next year" posted in manilastandard.net on November 21, 2022.												
<b>Nov. 23</b>	<p>In accordance with the provisions of the Audit and Risk Oversight Committee Charter (the "Charter") of the Company adopted on August 13, 2012 and in compliance with SEC Memorandum Circular No. 4, Series of 2012 (the "Memorandum Circular"), we advise that the results of the self-assessment of the members of the Audit and Risk Oversight Committee for the year 2022, are as follows:</p> <p>Under the category "Quality and integrity of the Company's financial statements and financial reporting process," with the rating of 5 being the highest and 1 being the lowest, the average rating given by the five members of Audit and Risk Oversight Committee (the "Committee"), was 4.84. For this category, there were 5 questions based on the Charter.</p> <p>Under the category, "Effectiveness of the Company's internal control systems," the average rating given by the members of the Committee was 4.76. For this category, there were 16 questions based on the Charter.</p>												

	<p>Under the category, “Independence and performance of its internal and external auditors,” the average rating given by the members of the Committee was 4.77. For this category, there were 16 questions based on the Charter.</p> <p>Under the category, “Compliance by the Company with accounting standards, legal and regulatory requirements, including the Company’s disclosure policies and procedures,” the average rating given by the members of the Committee was 4.80. For this category, there were 3 questions based on the Charter.</p> <p>Under the category, “Evaluation of management’s process to assess and manage the Company’s enterprise risk issues,” the average rating given by the members of the Committee was 4.80. For this category, there were 6 questions based on the Charter.</p>									
Nov. 24	<p>Disclosure of the Company on the SEC-MSRD Order of Registration No. 80, dated 22 November 2022 and SEC Permit to Sell dated 22 November 2022, for the Registration and Offering of up to Php60 Billion worth of Fixed Rate Retail Bonds consisting of a Base Offer of Php40,000,000,000.00 and an Oversubscription Option of up to Php20,000,000,000.00</p> <p>The Company is submitting to the Exchange a copy of: (i) SEC-MSRD Order No. 80, Series of 2022 dated 22 November 2022 rendering effective the Registration Statement of the Company; and (ii) the Permit to Sell dated 22 November 2022 issued by the Securities and Exchange Commission for the offering of up to Php60 Billion worth of Fixed Rate Retail Bonds consisting of a Base Offer of Php40,000,000,000.00 and an Oversubscription Option of up to Php20,000,000,000.00 (the “Offer Bonds”).</p> <p>The Offer Bonds will be issued on December 14, 2022 (the “Issue Date”) and will be comprised of: (i) 5.25-year Series L Bonds due 2028, with a fixed initial interest rate of 7.4458% per annum; (ii) 7-year Series M Bonds due 2029, with a fixed initial interest rate of 7.8467% per annum; and (iii) 10-year Series N Bonds due 2032, with a fixed initial interest rate of 8.4890% per annum. The Offer Bonds have been rated PRS Aaa with a Stable Outlook by the Philippine Rating Services Corporation.</p> <p>The offer period shall commence at 9:00 a.m., on November 25, 2022 and will end at 5:00 p.m., on December 6, 2022, or on such other date or time as may be agreed among the Company, the Joint Issue Managers and the Joint Lead Underwriters and Bookrunners.</p> <p>The Offer Bonds will be listed in the Philippine Dealing &amp; Exchange Corp. on the Issue Date, December 14, 2022.</p> <p>The Final Prospectus can be viewed at</p> <p><a href="https://www.sanmiguel.com.ph/disclosures/smc60billionfixedratebonds">https://www.sanmiguel.com.ph/disclosures/smc60billionfixedratebonds</a></p>									
Nov. 25	<p>Disclosure of the Company with respect to the news article entitled “SMC Global Power appeals rate hike denial — ERC” posted in BusinessWorld (Online Edition) on November 25, 2022.</p>									
Nov. 29	<p>San Miguel Corporation (the “Company”) requests the Exchange for the suspension of trading of One Hundred Sixty-Four Million (164,000,000) Subseries “2-H” Preferred Shares.</p> <p>In order to Company the opportunity to process the payment of the proceeds from the redemption of the SMC2H to the stockholders of record, the Company requests that the trading of SMC2H Shares be suspended beginning December 10, 2022, which is the ex-date up to redemption date which is December 21, 2022.</p> <p>Please contact the following should you have any questions or require additional information relating to the request for trading suspension:</p> <table><tr><td>Atty. Virgilio S. Jacinto</td><td>(02) 8632-3144</td><td><a href="mailto:viacinto@sanmiguel.com.ph">viacinto@sanmiguel.com.ph</a></td></tr><tr><td>Atty. Mary Rose S. Tan</td><td>(02) 8632-2818</td><td><a href="mailto:mrtan@sanmiguel.com.ph">mrtan@sanmiguel.com.ph</a></td></tr><tr><td>Mr. Enrique LI. Yusingco</td><td>(02) 8632-3450</td><td><a href="mailto:eyusingco@sanmiguel.com.ph">eyusingco@sanmiguel.com.ph</a></td></tr></table>	Atty. Virgilio S. Jacinto	(02) 8632-3144	<a href="mailto:viacinto@sanmiguel.com.ph">viacinto@sanmiguel.com.ph</a>	Atty. Mary Rose S. Tan	(02) 8632-2818	<a href="mailto:mrtan@sanmiguel.com.ph">mrtan@sanmiguel.com.ph</a>	Mr. Enrique LI. Yusingco	(02) 8632-3450	<a href="mailto:eyusingco@sanmiguel.com.ph">eyusingco@sanmiguel.com.ph</a>
Atty. Virgilio S. Jacinto	(02) 8632-3144	<a href="mailto:viacinto@sanmiguel.com.ph">viacinto@sanmiguel.com.ph</a>								
Atty. Mary Rose S. Tan	(02) 8632-2818	<a href="mailto:mrtan@sanmiguel.com.ph">mrtan@sanmiguel.com.ph</a>								
Mr. Enrique LI. Yusingco	(02) 8632-3450	<a href="mailto:eyusingco@sanmiguel.com.ph">eyusingco@sanmiguel.com.ph</a>								

<b>Dec. 1</b>	We advise that the Company published today the Notice of the Redemption of the outstanding and issued Series "2" Preferred Shares – Subseries H ("SMC2H Shares") of the Company. The redemption price is ₱75.00 per share, and shall be in accordance with the terms and conditions of the issuance of the SMC2H Shares. The redemption was approved by the Board of Directors of the Company on September 22, 2022. Proceeds from the redemption shall be paid on December 21, 2022 to the stockholders of record as of December 10, 2022.																																	
<b>Dec. 7</b>	<p>In connection with the Regular Meeting of the Board of Directors of San Miguel Corporation (the "Corporation") held on December 7, 2022, we disclose that the Board declared cash dividends for Common Shares at P0.35 per share. The cash dividends are payable on January 27, 2023 to all common stockholders of record as of January 6, 2023. The stock and transfer books of the Corporation will be closed from January 9 to January 13, 2023.</p> <p>The dividends shall be paid out of the unrestricted retained earnings of the Company distributable as dividends as of October 31, 2022.</p>																																	
<b>Dec. 7</b>	News clarification entitled: SMC terminates power supply with Meralco.																																	
<b>Dec. 14</b>	<p>Further to the Corporation's disclosure on October 4, 2022 on the acquisition of 88.5% of Eagle Cement Corporation ("ECC"), a publicly listed company engaged in the business of manufacturing, marketing, sale, and distribution of cement, we advise that on December 14, 2022, San Miguel Equity Investments Inc., a wholly owned subsidiary of the Corporation (the "Bidder"), completed the tender offer of 572,780,677 common shares representing approximately 11.4556% of the total issued and outstanding common shares of Eagle Cement which were tendered and accepted by the Bidder (the "Tendered Shares").</p> <p>The Tendered Shares were crossed through the PSE on the Cross Date or on December 14, 2022, upon approval of the PSE of a special block sale of the Tendered Shares. The Tendered Shares were purchased by the Bidder at the Tender Offer Price, or for a total consideration of Twelve Billion Six Hundred Twelve Million Six Hundred Thirty Thousand Five Hundred Seven and 54/100 (Php12,612,630,507.54). The sale and purchase of the Tendered Shares were settled on the Cross Date or on December 14, 2022.</p> <p>With the completion of the tender offer, SMEII now owns a total of 4,997,903,678 common shares representing 99.9581% of the total issued and outstanding common shares of ECC.</p>																																	
<b>Dec. 15</b>	<p>A. The following are the disbursements of the Company from the net proceeds of the offering of the Fixed-Rate Bonds Series "L", Series "M" and Series "N" (the "Offering").</p> <table><tr><th>Date of Disbursement</th><th>Use of Proceeds</th><th>Details / Name of Payee Bank</th><th>Amount in Php</th></tr><tr><td rowspan="6">15 December 2022</td><td rowspan="3">Repayment of Peso-Denominated Short-Term Loans (<b>STL</b>) used to redeem the Series A Bonds</td><td>BDO Unibank, Inc.</td><td>Php2,900,000,000.00</td></tr><tr><td>Bangkok Bank Public Company United</td><td>1,500,000,000.00</td></tr><tr><td>ING Bank NV - Manila</td><td>2,084,000,000.00</td></tr><tr><td rowspan="3">Repayment of Peso-Denominated STL used to redeem the Series D Bonds</td><td>BDO Unibank, Inc.</td><td>Php3,800,000,000.00</td></tr><tr><td>Landbank of the Philippines</td><td>2,200,000,000.00</td></tr><tr><td>Security Bank Corporation</td><td>4,000,000,000.00</td></tr><tr><td colspan="3">TOTAL DISBURSEMENT IN THIS REPORT</td><td>16,484,000,000.00</td></tr><tr><td colspan="3">TOTAL DISBURSEMENTS TO DATE</td><td><b>16,484,000,000.00</b></td></tr><tr><td colspan="3">BALANCE OF NET PROCEEDS</td><td><b>Php43,494,478,212.73</b></td></tr></table>			Date of Disbursement	Use of Proceeds	Details / Name of Payee Bank	Amount in Php	15 December 2022	Repayment of Peso-Denominated Short-Term Loans ( <b>STL</b> ) used to redeem the Series A Bonds	BDO Unibank, Inc.	Php2,900,000,000.00	Bangkok Bank Public Company United	1,500,000,000.00	ING Bank NV - Manila	2,084,000,000.00	Repayment of Peso-Denominated STL used to redeem the Series D Bonds	BDO Unibank, Inc.	Php3,800,000,000.00	Landbank of the Philippines	2,200,000,000.00	Security Bank Corporation	4,000,000,000.00	TOTAL DISBURSEMENT IN THIS REPORT			16,484,000,000.00	TOTAL DISBURSEMENTS TO DATE			<b>16,484,000,000.00</b>	BALANCE OF NET PROCEEDS			<b>Php43,494,478,212.73</b>
Date of Disbursement	Use of Proceeds	Details / Name of Payee Bank	Amount in Php																															
15 December 2022	Repayment of Peso-Denominated Short-Term Loans ( <b>STL</b> ) used to redeem the Series A Bonds	BDO Unibank, Inc.	Php2,900,000,000.00																															
		Bangkok Bank Public Company United	1,500,000,000.00																															
		ING Bank NV - Manila	2,084,000,000.00																															
	Repayment of Peso-Denominated STL used to redeem the Series D Bonds	BDO Unibank, Inc.	Php3,800,000,000.00																															
		Landbank of the Philippines	2,200,000,000.00																															
		Security Bank Corporation	4,000,000,000.00																															
TOTAL DISBURSEMENT IN THIS REPORT			16,484,000,000.00																															
TOTAL DISBURSEMENTS TO DATE			<b>16,484,000,000.00</b>																															
BALANCE OF NET PROCEEDS			<b>Php43,494,478,212.73</b>																															

	<p>The net proceeds of the Offering are computed as follows:</p> <table><tr><td><b>Gross Proceeds</b></td><td>Php 60,000,000,000.00</td></tr><tr><td><b>Expenses related to the Offering</b></td><td><b>Php 21,521,787.27<sup>13</sup></b></td></tr><tr><td><b>Net Proceeds</b></td><td><b>Php 59,978,478,212.73</b></td></tr></table>	<b>Gross Proceeds</b>	Php 60,000,000,000.00	<b>Expenses related to the Offering</b>	<b>Php 21,521,787.27<sup>13</sup></b>	<b>Net Proceeds</b>	<b>Php 59,978,478,212.73</b>																				
<b>Gross Proceeds</b>	Php 60,000,000,000.00																										
<b>Expenses related to the Offering</b>	<b>Php 21,521,787.27<sup>13</sup></b>																										
<b>Net Proceeds</b>	<b>Php 59,978,478,212.73</b>																										
<b>Dec. 21</b>	<p>A. The following are the disbursements of the Company from the net proceeds of the offering of the Fixed-Rate Bonds Series "L", Series "M" and Series "N" (the "Offering").</p> <table><tr><th><b>Date of Disbursement</b></th><th><b>Use of Proceeds</b></th><th><b>Details</b></th><th><b>Amount in Php</b></th></tr><tr><td>21 December 2022</td><td>Optional redemption of the Series "2-H" Preferred Shares</td><td>Optional redemption of 164,000,000 Series "2-H" Preferred Shares at a redemption price of Php75.00 per share</td><td>Php12,300,000,000.00</td></tr><tr><td colspan="3">TOTAL DISBURSEMENT IN THIS REPORT</td><td>12,300,000,000.00</td></tr><tr><td colspan="3">TOTAL DISBURSEMENTS TO DATE</td><td><b>28,784,000,000.00</b></td></tr><tr><td colspan="3">BALANCE OF NET PROCEEDS</td><td><b>Php31,194,478,212.73</b></td></tr></table> <p>The net proceeds of the Offering are computed as follows:</p> <table><tr><td><b>Gross Proceeds</b></td><td>Php 60,000,000,000.00</td></tr><tr><td><b>Expenses related to the Offering</b></td><td><b>Php 21,521,787.27<sup>14</sup></b></td></tr><tr><td><b>Net Proceeds</b></td><td><b>Php 59,978,478,212.73</b></td></tr></table>	<b>Date of Disbursement</b>	<b>Use of Proceeds</b>	<b>Details</b>	<b>Amount in Php</b>	21 December 2022	Optional redemption of the Series "2-H" Preferred Shares	Optional redemption of 164,000,000 Series "2-H" Preferred Shares at a redemption price of Php75.00 per share	Php12,300,000,000.00	TOTAL DISBURSEMENT IN THIS REPORT			12,300,000,000.00	TOTAL DISBURSEMENTS TO DATE			<b>28,784,000,000.00</b>	BALANCE OF NET PROCEEDS			<b>Php31,194,478,212.73</b>	<b>Gross Proceeds</b>	Php 60,000,000,000.00	<b>Expenses related to the Offering</b>	<b>Php 21,521,787.27<sup>14</sup></b>	<b>Net Proceeds</b>	<b>Php 59,978,478,212.73</b>
<b>Date of Disbursement</b>	<b>Use of Proceeds</b>	<b>Details</b>	<b>Amount in Php</b>																								
21 December 2022	Optional redemption of the Series "2-H" Preferred Shares	Optional redemption of 164,000,000 Series "2-H" Preferred Shares at a redemption price of Php75.00 per share	Php12,300,000,000.00																								
TOTAL DISBURSEMENT IN THIS REPORT			12,300,000,000.00																								
TOTAL DISBURSEMENTS TO DATE			<b>28,784,000,000.00</b>																								
BALANCE OF NET PROCEEDS			<b>Php31,194,478,212.73</b>																								
<b>Gross Proceeds</b>	Php 60,000,000,000.00																										
<b>Expenses related to the Offering</b>	<b>Php 21,521,787.27<sup>14</sup></b>																										
<b>Net Proceeds</b>	<b>Php 59,978,478,212.73</b>																										
<b>Dec. 21</b>	<p>In relation to the redemption of Series "2" Preferred Shares, Subseries 2H ("SMC2H"), on the redemption date of the SMC2H, in accordance with the terms of its issuance is on December 21, 2022.</p>																										

<sup>13</sup> Expenses of the Offering herein disclosed include: (i) payment of filing fees with the SEC; and (ii) payments made to Philratings for its rating fees and monitoring fees.

Other expenses not yet reflected in this report which will be provided in subsequent report/s as and when paid, include: (i) underwriting fees; (ii) documentary stamp taxes to be paid by the Company; (iii) PDEX listing application and maintenance fees; (iv), legal and other professional fees and other miscellaneous expenses, and (v) paying agency and trustee fees.

<sup>14</sup> Expenses of the Offering herein disclosed include: (i) payment of filing fees with the SEC; and (ii) payments made to Philratings for its rating fees and monitoring fees.

Other expenses not yet reflected in this report which will be provided in subsequent report/s as and when paid, include: (i) underwriting fees; (ii) documentary stamp taxes to be paid by the Company; (iii) PDEX listing application and maintenance fees; (iv), legal and other professional fees and other miscellaneous expenses, and (v) paying agency and trustee fees.

**ANNEX “I”**

**SAN MIGUEL CORPORATION**  
**Sustainability Report**

# 2022 San Miguel Corporation Sustainability Report

<i>About the Report</i>	<b>2</b>
<i>Message from Our President and CEO</i>	<b>4</b>
<i>About San Miguel Corporation</i>	<b>6</b>
<i>Our Stakeholders</i>	<b>13</b>
<i>Our Approach to Sustainability</i>	<b>17</b>
<i>Our Sustainability Blueprint</i>	<b>23</b>
<i>Kalikasan: Good for Planet</i>	<b>29</b>
<i>Kalinga: Good for People</i>	<b>40</b>
<i>Kasaganahan: Good for Progress</i>	<b>51</b>
<i>Moving Forward Statement</i>	<b>58</b>
<i>Appendices</i>	<b>59</b>

# 2022 San Miguel Corporation Sustainability Report

## About the Report

At San Miguel Corporation (SMC), we believe that purpose-driven investments will ultimately deliver higher and more sustainable returns.

Our 2022 Sustainability Report contains information on the environmental, social, and governance (ESG) performance topics identified as material to SMC’s business and stakeholders. All the information provided in this Report covers SMC and its selected subsidiaries (as described below) from January 1 to December 31, 2022.

We recommend a side-by-side review of this Report with our 2022 Annual Report for a more comprehensive understanding of the Company’s operations and impacts.

## Scope and Coverage

With a team of sustainability champions across the San Miguel Group, we developed a standardized data collection template and monitoring process to facilitate more efficient data collection and consolidation for SMC. This Report covers the ESG data of the following key business groups:

- Food and beverage
- Packaging
- Fuel and oil
- Energy
- Infrastructure
- Cement
- Others (as specified in “Our Businesses” section of the Report)

The subsidiaries included in this Report were selected based on their scale of operations and SMC’s ownership interest or level of control. SMC has majority ownership and operational control over the selected entities. Please refer to the Appendices for a complete list of the subsidiaries covered by this Report.

## Reporting Standards

Our approach in the preparation and presentation of this Report was based on the following frameworks.

### The Philippine Securities and Exchange Commission

We prepared this Report in compliance with the Philippine Securities and Exchange Commission Memorandum Circular No. 4 Series of 2019, entitled “Sustainability Reporting Guidelines for Publicly Listed Companies.” The reporting requirements include the impacts, risks, opportunities, and management approach for material ESG topics.

### Global Reporting Initiative (GRI) Standards

We provided SMC’s disclosures and information in reference to the GRI Reporting Standards. We ensured that the data presented in this Report meet the following GRI Reporting Principles:

- **Accuracy:** We ensured that the qualitative and quantitative information provided in this Report is consistent with all available data.
- **Balance:** We provided a fair and unbiased representation of SMC’s negative and positive impacts.
- **Clarity:** We presented clear information, so it is easily understood by readers who have reasonable knowledge of SMC.
- **Comparability:** We outlined information to enable SMC and other readers to assess the Company’s disclosures against our goals and targets. We also laid out information so it can be easily assessed and benchmarked by external parties as part of rating activities, investment decisions, or advocacy programs.
- **Completeness:** We ensured to include all sufficient information on SMC’s present activities, events, and impacts for the reporting period.

We provided a GRI content index in the Appendices to help readers navigate the disclosures and information in this Report.

**Sustainability Accounting Standards Board (SASB) Standards**

We were guided by reporting principles in the SASB Standards and integrated globally applicable and sector-specific disclosures into our core communications. We based our SASB recommended disclosures on the following industry standards: SASB Containers and Packaging Standard, SASB Alcoholic Beverage Standard, and SASB Processed Foods Standard.

We provided a SASB index in the Appendices to easily reference SMC’s financial material sustainability information.

We do not have any restatement of information in the reporting period.

**Contact Information**

We value your comments and insights. Please address your feedback on this Report and any inquiries on SMC’s sustainability initiatives to:

**Corporate Sustainability Office**  
 SMC Corporate Head Office  
 40 San Miguel Avenue, Mandaluyong City  
 1550 Metro Manila, Philippines  
 Telephone: (632) 8 632 3974  
 Email: [cso@sanmiguel.com.ph](mailto:cso@sanmiguel.com.ph)



# Message from the President and CEO

Every day, we endeavor to serve our country and communities for a brighter and more inclusive future. This has always been at the heart of what we do as a company and this Report is an affirmation of the role our company plays in wider society and in the lives of Filipinos. It will also hold us to greater account.

I am proud to share with you San Miguel Corporation’s 2022 Sustainability Report.

We have developed a series of bold sustainability goals and specific targets, with the help of our external adviser, PricewaterhouseCoopers (PwC). These goals offer a common starting point and language to help us focus our efforts and resources. These targets draw on new and existing social and environmental models to deliver economic value for SMC while upholding our responsibilities as good corporate citizens.

Over the last six months, we mapped out areas of impact and material topics most important to our stakeholders, customers, our local communities, and our business. We have also made an inventory of internal processes; a good number of which are already best practice in sustainability, but many can still be improved.

Categorizing our operations alongside ESG issues is crucial to harness San Miguel’s size and influence for good responsibly.

The following are our four main targets:

- a. Establish a circular economy approach by 2040;
- b. Net zero by 2050;
- c. At least 15 million people uplifted by 2030; and
- d. A fully sustainable and ethical supply chain by 2040

Not only will these targets and activities help us collectively deliver change, but they will also help measure the impact of our initiatives.

On the one hand, we recognize that this is about optimizing business to be more successful in the long run. But more importantly, it is about understanding and articulating a purpose beyond profit.

As one of the nation’s largest, most diversified conglomerates with revenues equivalent to more than 7% of the Philippines’ GDP (Gross Domestic Product), San Miguel has an enormous impact on the national economy and host communities, from the people it employs, and the downstream business it generates. We play a critical role in regional and local economies across the country, supporting thousands of jobs in every region. For every peso in profit created by San Miguel, that peso generates at least an additional 2.50 PhP for the larger economy. And for every billion pesos we invest, San Miguel creates at least 1,000 additional jobs.

When you combine the impact of our more than 100 facilities throughout the Asia-Pacific, with the contribution from our supply chain and hundreds of business partners in the Philippines alone, and some 200 billion PhP spent in domestic procurement costs, it is staggering to think of our reach.

As a company, we have always taken an active role in solving societal issues, and the company’s pandemic response of P14 billion was the largest by a Philippine corporation. Certainly, our social responsibility model goes beyond simply aligning our philanthropy with business objectives or creating flagship CSR (Corporate Social Responsibility) programs in relevant stakeholder areas. Over 110,700 have benefited from our outreach efforts in 2022, with at least 7,150 members of our Better World communities receiving almost daily support regarding access to food, healthcare, or training and learning programs.

Our very businesses are the best examples of corporate citizenry and civic responsibility in action. If you look at the roads and expressways we have built, the power plants, and the facilities we have put up across the country, you will see that San Miguel is an enabler of prosperity. Where we have led the way—in Cebu, Davao, Cagayan de Oro, Quezon province, and Pangasinan—we have opened opportunities and stimulated local economies.

We have always put our shoulder to the wheel in improving our operations, focusing our energies on energy and water efficiency, rethinking supply chains, and transforming business models. While we have always known that these kinds of improvements have the potential to drive competitive advantage, innovation, and revenue growth, sustainability will demand we merge our core values and financial goals into a single corporate strategy.

We need to anticipate how the climate crisis will directly affect our business. We will need to build more climate-resilient business operations, adopt more aggressive energy transition strategies, and find effective solutions that can—among others—help reduce our carbon footprint and greenhouse gas emissions.

While we have a long way to go, our four goals and sustainability roadmap will define for San Miguel a way forward in a world where supplies of basic needs like water and energy are limited and where far too many Filipinos live below the poverty line.

This Report sets out the different ways San Miguel’s economic and social impacts are helping businesses and communities across the Philippines and how we are pushing the envelope in areas where our company can create the most meaningful difference. For all of our San Miguel employees, it offers us a framework for understanding our weaknesses and strengths as a company, providing a guide for relevant, urgent action.

**Ramon S. Ang**  
President and Chief Executive Officer

# About San Miguel Corporation

San Miguel Corporation together with its subsidiaries (collectively with the Company referred to as “SMC”), is one of the largest and most diversified conglomerates in the Philippines by revenues and total assets, with sales equivalent to approximately 7.6% of the Philippine GDP in 2022, based on data from its consolidated revenues for the year, divided by country’s total revenue, sourced from the Philippine Statistics Authority. Originally founded in 1890 as a single-product brewery in the Philippines, SMC now has six key business groups, most of which are market leaders in their respective industries, namely: (1) food and beverage; (2) packaging; (3) fuel and oil; (4) energy; (5) infrastructure; and (6) cement. In addition, SMC has investments in other businesses, such as property development and leasing, shipping & lighterage, logistics services, information technology, car distributorship, and banking services.

SMC has a portfolio of companies interwoven into the economic fabric of the Philippines, benefiting from, and contributing to, the development and economic progress of the nation.

SMC, through its subsidiaries and affiliates, has become a market leader in its businesses in the Philippines with an extensive portfolio of products that include beer, spirits, non-alcoholic beverages, poultry, animal feeds, flour, fresh and processed meats, dairy products, coffee, various packaging products, a full range of refined petroleum products and cement. In addition, SMC contributes to the growth of downstream industries and sustains a network of hundreds of third-party suppliers.

SMC’s Food and Beverage Division has one of the largest and most extensive distribution networks in the Philippines. Its Beer and Non-Alcoholic Beverages (NAB) Division operates more than 50 sales offices, has partnerships with close to 500 dealers, and has a presence in about 500,000 outlets. Meanwhile, its Spirits Division operates sixteen sales offices situated strategically across the Philippines and coordinates with a network of 92 dealer sites covering around 156,000 outlets. On the other hand, the Food Division offers products through approximately 160,000 points of sale and has partnerships with over 1,300 dealers, distributors, and food service clients all over the country.

Since adopting its business diversification program in 2007, SMC has channeled its resources into what it believes are attractive growth sectors, which are aligned with the development and growth of the Philippine economy. SMC believes that continuing this strategy and pursuing growth plans within each business will achieve a more diverse mix of sales and operating income and will better position SMC to access capital, take advantage of different growth opportunities and mitigate the impact of economic downturns and business cycles.

SMC is listed on the Philippine Stock Exchange (PSE Ticker: SMC) including their publicly listed subsidiaries San Miguel Food and Beverage, Inc., Ginebra San Miguel Inc., and Petron Corporation.

SMC is headquartered in the San Miguel Corporation Head Office Complex, 40 San Miguel Avenue, 1550 Mandaluyong City 1550, and has operations in more than 100 major facilities in the Philippines, Southeast Asia, China, Australia, and New Zealand.

## Our Businesses

### Food and Beverage

San Miguel Food and Beverage Inc. (SMFB) is a leading food and beverage company in the Philippines. SMFB has three primary operating divisions—(i) Beer and NAB, (ii) Spirits, and (iii) Food. SMFB operates its beverage business through San Miguel Brewery, Inc. (SMB) and its subsidiaries, and Ginebra San Miguel Inc. (GSMI) and its subsidiaries. The food business under San Miguel Foods (SMF) is operated through several key subsidiaries, including San Miguel Foods, Inc., Magnolia Inc., The Purefoods-Hormel

Company, Inc., and San Miguel Mills, Inc. SMFB serves the Philippine archipelago through an extensive distribution and dealer network and exports its products to almost 70 markets worldwide.

**Beer and NAB Division**

The Beer and NAB Division is the largest producer of beer in terms of both sales and volume in the Philippines, offering a wide array of beer products across various segments and markets. Top beer brands in the Philippines include San Miguel Pale Pilsen, Red Horse, San Mig Light, Gold Eagle, and San Miguel Flavored Beer. The Beer and NAB Division also produces non-alcoholic beverages such as ready-to-drink tea, ready-to-drink juice, and carbonates. Its flagship brand, San Miguel Pale Pilsen, has a history of over 132 years and was first produced by La Fabrica de Cerveza de San Miguel, which started as a single brewery producing a single product in 1890 and has evolved through the years to become the diversified conglomerate that is SMC.

The Beer and NAB Division operates seven production facilities that are strategically located across the Philippines. International operations are conducted through SMB’s wholly-owned subsidiary, San Miguel Brewing International Limited, which in turn has production facilities located in five sites outside the Philippines (one production facility each in China, Hong Kong, Indonesia, Thailand, and Vietnam) In addition to producing the core San Miguel beer brands marketed internationally, the international operations also produce Anker and Dragon, which are its local brands in Indonesia and China, respectively. Beer products are exported to more than 70 countries and territories across the globe. Third-party service providers transport the products produced from these production facilities to customers, consisting of dealers, wholesalers, retail chains, or outlets, depending on the market.

**Spirits Division**

Through GSMI, the Spirits Division is a leading spirits producer in the Philippines and the largest gin producer internationally by volume, according to GlobalData as of 2020. GSMI produces some of the most recognizable spirits in the Philippine market, including gin, Chinese wine, brandy, vodka, and rum. GSMI operates one distillery and five bottling plants.

Spirits products are also exported primarily to markets with a high concentration of Filipino communities such as the United Arab Emirates, Taiwan, Macau, the United States, Korea, and India. It also produces certain brands that are for export only, which include Ginebra San Miguel Premium Gin Black, Añejo Rum 5 Years, and Tondeña Manila Rum.

**Food Division**

The Food Division holds market-leading positions in many key food product categories in the Philippines and offers a broad range of high-quality food products and services to household, institutional, and foodservice customers. The Food Division has some of the most recognizable brands in the Philippine food industry, including Magnolia for chicken, ice cream and dairy products, Monterey for fresh and marinated meats, Purefoods and Purefoods Tender Juicy for refrigerated processed meats and canned meats, Veega for plant-based food, Star and Dari Crème for margarine, San Mig Coffee for coffee, and B-MEG for animal feeds.

The breadth of the Food Division ranges from branded value-added refrigerated meats and canned meats, ready-to-eat cooked meals, seafood, plant-based protein, butter, margarine, cheese, milk, ice cream, flour mixes (“Prepared and Packaged Food”), and to integrated feeds (“Animal Nutrition and Health”) to poultry and fresh meats (“Protein”) as well as flour milling, grain terminal handling, foodservice, and international operations (“Others”).

**Packaging**

The packaging business is a total packaging solutions business servicing many of the leading food,

pharmaceutical, chemical, beverages, spirits, and personal care manufacturers in the region. It is comprised of San Miguel Yamamura Packaging Corporation (SMYPC) and its subsidiaries (San Miguel Yamamura Fuso Molds Corporation, Can Asia Inc., and Wine Brothers Philippines Corporation), San Miguel Yamamura Packaging International Ltd and its subsidiaries, and Mindanao Corrugated Fiberboard Corp (collectively, the “Packaging Group”).

The Packaging Group has one of the largest packaging operations in the Philippines, producing glass containers, metal crowns and caps, plastic crates, pallets and other plastic packaging, aluminum cans, paper cartons, flexibles packaging, and other packaging products and services such as beverage toll filling for aluminum cans, PET and glass bottles as well as logistics services.

It is the major source of packaging requirements of the other businesses of SMC and supplies packaging products to customers in the Asia-Pacific region, U.S., and Australasia, as well as major multinational corporations across the Philippines, including Coca Cola Beverages Philippines, Inc., Nestle Philippines and Pepsi Cola Products Philippines, Inc.

The Packaging Group owns and operates three glass plants, one glass and plastics mold plant, four metal packaging plants, two plastics packaging plants, one beverage filling plant, one composite plant, and one paper plant. The plants are strategically located throughout the Philippines. It also has 18 international packaging companies, located in China (glass, plastic, paper, and trading of packaging products), Vietnam (glass and metal), Malaysia (composite, plastic films, woven bags, and radiant/thermal liners), Australia (trading of packaging products, plastic manufacturing, wine closures, wine filling facilities, retail/online packaging, cargo protection, and materials handling) and New Zealand (plastic manufacturing and trading).

**Energy**

San Miguel Global Power Holdings Corp. (SMGP), together with its subsidiaries, associates, and joint ventures, is one of the largest power companies in the Philippines, controlling 4,719 MW of combined capacity as of December 31, 2022. SMGP benefits from a diversified power portfolio, including natural gas, coal, and renewable energy such as hydroelectric power and Battery Energy Storage Systems (BESS). Based on the total installed generating capacities reported in Energy Regulatory Commission Resolution on Grid Market Share Limitation, SMGP’s combined installed capacity comprises approximately 19% of the National Grid, 26% of the Luzon Grid, and 7% of the Mindanao Grid, in each case, as of December 31, 2022. In addition, SMGP is engaged in distribution and retail electricity services and has various power projects in the pipeline.

SMGP has a portfolio that includes some of the newest and largest power plants in the Philippines. The baseload and peaking plants with diversified fuel sources of SMGP allow it to manage costs and offer more competitive baseload power rates. In addition, SMGP also has capacity from its BESS facilities, which can provide more efficient ancillary services, and has synergistic effects with renewable technologies, among other applications. BESS technologies can strengthen the stability of a grid, while improving power quality.

As of December 31, 2022, the major power assets of SMGP consist of the Sual Power Plant, San Roque Power Plant, Angat Hydroelectric Power Plant, Limay Greenfield Power Plant, Davao Greenfield Power Plant, Masinloc Power Plant (with the Masinloc BESS), and the Ilijan Power Plant, which was turned over to SMGP after the expiration of its Independent Power Producer Agreement on June 3, 2022.

Power generated by the Sual Power Plant, Ilijan Power Plant, Limay Greenfield Power Plant, Davao Greenfield Power Plant, and Masinloc Power Plant, is primarily used as baseload supply, and sold to customers pursuant to bilateral offtake agreements. Power generated by the San Roque Power Plant and the Angat Hydroelectric Power Plant is used as peaking supply and sold through the Wholesale

Electricity Spot Market or as replacement power to affiliates. The entire capacity of the 10 MWh Masinloc BESS and the 20 MWh Kabankalan BESS are contracted to the National Grid Corporation of the Philippines and provide regulating reserve ancillary services to the Luzon Grid under an Ancillary Services Procurement Agreement.

**Fuel and Oil**

SMC operates its fuel and oil business through Petron Corporation (Petron), the largest integrated oil refining and marketing company in the Philippines and is a strong third player in the Malaysian market. Petron has a combined refining capacity of 268,000 barrels per day and refines crude oil, and markets and distributes refined petroleum products in the Philippines and Malaysia. Petron operates the only refinery in the Philippines. Located in Bataan province, the Limay Refinery is one of the most modern in the region. It has a crude oil distillation capacity of 180,000 barrels per day, processing crude oil into a range of petroleum products, including gasoline, diesel, LPG, jet fuel, kerosene, naphtha, and petrochemical feedstock such as benzene, toluene, mixed xylene, and propylene.

From the Limay Refinery, Petron moves its products, mainly by sea, to terminals and airport installations situated throughout the Philippines, representing the most extensive distribution network for petroleum products in the Philippines. The network comprises 13 terminals in Luzon, seven (7) in the Visayas and eight (8) in Mindanao, as well as four (4) airport installations in Luzon, five (5) airport installations in Visayas and three (3) airport installations in Mindanao. Through this nationwide network, Petron supplies its various petroleum products such as gasoline, diesel, and LPG to its customers. Petron also supplies jet fuel to international and domestic carriers at key airports in the Philippines.

Through its extensive network of some 1,900 retail service stations in the Philippines (as of Dec. 31, 2022), Petron sells gasoline, diesel, and kerosene to motorists and to the public transport sector. Its LPG brands, Petron Gasul and Fiesta Gas, are also available at these service stations as well as from a nationwide network of 1,500 LPG branch stores. Meanwhile, Petron’s Lubes distribution network includes 47 car care centers, more than 350 active lube bays, and around 840 service stations selling lubes.

**Infrastructure**

The infrastructure business, conducted through San Miguel Holdings Corporation (SMHC), consists of investments in companies that hold long-term concessions in the infrastructure sector in the Philippines. Currently operating toll roads include the South Luzon Expressway (SLEX), Skyway Stages 1, 2 and 3, Southern Tagalog Arterial Road (STAR), Tarlac-Pangasinan-La Union Expressway (TPLEX), and NAIA Expressway (NAIAx). Ongoing projects include Skyway 4, SLEX-TR4, SLEX-TR5, Pasig River Expressway (PAREX), MRT-7, Northern Access Link Expressway (NALEX), Southern Access Link Expressway (SALEX), and New Manila International Airport (NMIA). SMHC also operates and is currently expanding the Boracay Airport and has investments in Manila North Harbour Phil. Inc., the concessionaire of the domestic terminal North Port of the Manila North Harbour, and Luzon Clean Water Development Corporation (LCWDC) for the Bulacan Bulk Water Supply Project.

**Cement**

The cement business is conducted under San Miguel Equity Investment Inc. (SMEII), which owns 100% of the common stock of Northern Cement Corporation (NCC) and 99.96% of Eagle Cement Corporation (ECC) as of end December 2022. SMC owns 100% of SMEII.

The NCC Plant is strategically located in the Province of Pangasinan that allows it to readily serve key markets in Northern Luzon, specifically in Pangasinan, Ilocos, La Union and the Cordillera Administrative Region. Its location likewise provides a positive outlook on the expansion of its market areas in Regions

2 and 3. These, together with its reliable and established dealership network, provide a significant competitive advantage in the distribution of cement in the key markets in its covered areas.

NCC distributes most of its cement products through its qualified and accredited dealers that transport the cement products from the plant to various destinations. The rest of the cement products are directly delivered to end consumers through bulk carriers managed by NCC. This enables NCC to distribute to the highest value and fastest growing markets, particularly in Northern Luzon.

The end-to-end business model of NCC has enabled it to manage cost and margins in every stage of the cement production and distribution process, allowing for higher efficiency, profitability, and operating synergy.

NCC is a holder of a Mineral Production Sharing Agreement (MPSA) granting it the rights to a total of 630.50 hectares of land in Sison, Pangasinan as a source of raw materials for its plant, with an estimated limestone deposit of approximately 715 million MT. The extensive limestone deposits provide ample supply to support the company's raw material requirements in the long term, covering both the current operations and expansion plans.

ECC is the 3<sup>rd</sup> largest cement player in the Philippines and owns a large cement plant with 3 integrated production lines, a grinding plant and a limestone pulverizing plant. Through 4 distribution centers, it serves 18 distribution areas across 5 Luzon regions. It is vertically integrated with strategic locations and on-site quarries that provide access to raw material reserves. It has 3,163 million MT of measured and indicated reserves and inferred resources of limestone and other minerals, and 2,896 hectares of MPSA coverage, that can serve operations for over 100 years.

ECC's ESG data is not yet included in this report as its acquisition was completed at the end of 2022.

**Others**

**Real Estate**

Established in 1990 as the corporate real estate arm of SMC, San Miguel Properties Inc. (SMPI) is aiming to be one of the major players in the property development sector of the country. SMPI is 99.97% owned by SMC and is primarily engaged in the management, development, sale, and lease of conglomerate's real estate assets. SMPI offers a diverse portfolio of mid-range homes and prime lots and is expanding into the high-end market with its foray into townhouse developments and the hospitality segment through Makati Diamond Residences.

**Banking**

Bank of Commerce (BankCom), an affiliate of SMC, is one of the country's fast-growing commercial banks and is licensed by the Bangko Sentral ng Pilipinas. The Bank has been operating since 1963. BankCom provides innovative banking solutions and a complete range of products and services in deposit, commercial loans, credit card services, consumer banking, transaction banking, corporate banking, treasury, asset management, trust, and investments. In terms of service reach, BankCom has retail and corporate internet banking facilities, 140 branches and 259 automated teller machines strategically located nationwide as of December 31, 2022.

On March 31, 2022, BankCom completed its initial public offering and successfully listed in the PSE. On November 2, 2022, BankCom has been conferred the authority to operate as the latest universal bank in the Philippines. As a universal bank, BankCom will strengthen its presence in the domestic market and deepen its relationship with clients through a broader range of financial solutions by being able to generate and warehouse interest-bearing assets such as marketable securities and offer more

investment banking products and services.

BankCom's ESG data is not yet included in this report, being an affiliate of SMC whose performance is not consolidated with the Group.

## **Logistics**

SMC Shipping and Lighterage Inc. (SMCSL) is a subsidiary of SMC that is primarily engaged in shipping, cargo handling, warehousing, and trucking services for other businesses within the SMC Group.

San Miguel Integrated Logistics Services, Inc. (SMILSI) is another SMC subsidiary providing logistics management services to other businesses in the SMC Group. Utilizing both company-owned and leased storage facilities, transport units and material handling equipment, SMILSI provides integrated planning, coordination, operations, and maintenance services related to shipping, warehousing, and trucking activities, as well as customs brokerage and port operations services.

## **Information Technology**

Established in 1999, San Miguel Information Technology Services, Inc. (SMITS) is one of the leading Information Technology (IT) companies in the Philippines today and is responsible for managing the IT operations of SMC. The organization employs over 500 IT professionals and business process experts, offering IT consulting, implementation and support services to the San Miguel Group and non-San Miguel clients. SMITS stands on four pillars to provide clients a more holistic approach to digital innovation:

- Enterprise Applications, including SAP;
- Emerging Technologies, including developing client or business-specific solutions;
- Infrastructure Management Services for all IT facilities; and
- Business Process Outsourcing (BPO) Services.

## **Cars and Motorcycles**

SMC Asia Car Distributors Corp. (SMCACDC) was established in 2017. Its primary purpose is to import, buy, sell, and distribute all other kinds of motor vehicles and means of transportation, as well as spare parts, accessories, tires, tubes, batteries and other supplies, materials and appliances used in motor vehicles. SMCACDC is currently the sole importer and distributor of BMW vehicles, spare parts, and accessories in the Philippines. The Company is a 65%-owned subsidiary of SMC.



## Our Awards and Recognitions

### 2022

- Special recognition by the Department of Labor and Employment (DOLE) as an exemplary Filipino company, with *malasakit* for its own people (SMC)
- French Government's Legion of Honor for Ramon S. Ang
- Forbes Magazine, World's Best Employers List (SMC placed 174<sup>th</sup> out of 800 companies)
- ASEAN Corporate Governance Scorecard – Three Golden Arrows as a top-performing publicly-listed company in the Philippines given by the Institute of Corporate Directors (SMFB)
- ASEAN Corporate Governance Scorecards – Two Golden Arrows for commitment to excellence in corporate governance given by the Institute of Corporate Directors (Petron)
- Presidential Mining Environmental Award – Titanium Achievement Award for Quarry Operator Category (NCC)
- Consistently recognized as a Top Taxpayer in the Local Government Units (LGUs) where we operate and by the government's revenue collection agencies, in particular the Bureau of Customs
- Catholic Mass Media Award for Best Digital Ad (GSMI)
  - Ginebra San Miguel
- Monde Selection Awards: Gold (GSMI)
  - Ginebra San Miguel Premium Gin
  - Antonov Vodka
  - Ginebra San Miguel
  - 1834 Premium Distilled Gin
  - GSMI Blue Light Gin
  - GSM Blue Flavors Pomelo
  - Vino Kulafu
- Monde Selection Awards: Silver (GSMI)
  - GSM Blue Flavors Mojito
  - GSM Blue Flavors Margarita

### 2021

- The Asset ESG Corporate Awards (SMC)
- Gold Award in Excellence in Environmental, Social and Governance (SMC)
- Catholic Mass Media Award for Best Digital Ad (GSMI)
  - Ginebra San Miguel
- Monde Selection Awards: Gold (GSMI)
  - Ginebra San Miguel Premium Gin
  - Antonov Vodka
  - Ginebra San Miguel
  - GSMI Blue Light Gin
  - GSM Blue Flavors Pomelo
  - Vino Kulafu
  - GSM Blue Flavors Mojito
- Monde Selection Awards: Silver (GSMI)
  - GSM Blue Flavors Margarita

### 2020

- Corporate Governance Asia (SMC)
- 10<sup>th</sup> Asian Excellence Award – Asia's Best in CSR (SMC)
- Catholic Mass Media Award for Best Digital Ad (GSMI)
  - Ginebra San Miguel

# Our Stakeholders

## Stakeholder Engagement

As one of the largest and most diversified conglomerates in the Philippines, SMC owns businesses and has investments in various sectors that affect the everyday lives of the Filipino people. A significant part of our sustainability philosophy revolves around tackling pressing problems being encountered by our stakeholders and how our businesses can contribute to solving these problems. At the same time, we recognize that being a sustainable enterprise boosts business performance and enhances shareholder value.

We ensure that we are serving the needs of our stakeholders by constantly engaging with them in open dialogue and in various means of effective communication. At the same time, we continue to benchmark with the best practices of our peers, locally and globally, to further strengthen our ESG performance.

## Shareholders and Investors

We view our shareholders and investors as our partners who support the Company’s vision and strategies, providing the capital requirements that fuel the long-term business growth aspirations of SMC. As such, they play an important role in SMC’s sustainable evolution and future value creation. We believe that our sustainability aspirations should be shaped together with our shareholders and investors through constant feedback and open dialogue.

To ensure open communication and transparency, we conduct monthly and quarterly meetings with our Board of Directors and various Board-level committees. We hold annual stockholders’ meetings, a venue for all shareholders to hear about the company’s performance and plans and to air their comments and questions. We engage with our investors through one-on-one meetings, deal and non-deal roadshows, teleconferences, and email correspondences. We release PSE and Philippine Dealing & Exchange Corp. (PDEX) disclosures on a regular basis, hold quarterly investor briefings, and send out E-newsletters. On the ESG front, SMC holds engagement meetings within the group and with external parties to discuss our ESG ratings and various initiatives we can adopt to address ESG-related concerns. The open flow of dialogue and exchange of information on our goals and strategies will ensure the Company is on the right track towards more sustainable growth.

## Government Bodies and Regulators

We have always worked closely with the government and our regulators—whether on developmental, legal, regulatory, or legislative matters—and view them as important partners in the attainment of the country’s development goals. Our regular dialogues with them consist of consultation meetings, plant visits, legislative hearings, briefings, and conferences, to name a few.

Furthermore, SMC endeavors to maintain diligent compliance with all relevant laws and regulatory requirements. We conduct financial and operational audits to ensure that we fulfill all requirements and aim to be at least at par with global standards and best industry practices.

Also, we uphold and support national growth and progress through collaboration on projects and initiatives through the government’s Public-Private Partnership programs. By being a partner of the government in enhancing the country’s infrastructure and transportation system along with providing stable power supply, we believe that we are contributing to the overall economy and helping to improve people’s lives. We also closely monitor and hold discussions with the government about any plans that may affect our products, such as tax increases, to ensure that it will be fair and acceptable to our consumers.

As the country is moving forward from the worst of the pandemic, we will maintain our good working relationship with the government to contribute to the country's continued recovery and growth.

## Customers

We recognize our customers' continued loyalty as a vital part of our Company's success. We view our customers as patrons at the receiving end of all our products and services offerings. As such, we strive to produce quality products that are affordable and services that provide the best customer care. This can only be achieved by keeping up with the customers' evolving preferences through customer satisfaction surveys, customer engagement initiatives, field visits and social media monitoring.

We use a mix of traditional and non-traditional communication channels for our products and services. We aim to be present in the minds of the everyday customer by means of product marketing campaigns, social media launches, and traditional forms of advertising such as TV, radio, and out-of-home advertising. Consistency and harmonization of our marketing and packaging efforts are of utmost importance as lack of these may send conflicting messages to our valued customers.

We secure trademarks and proprietary rights to ensure that our brands are not compromised. Our business units have skilled marketing and sales teams that handle customer relations and are trained in the right ways to receive customer feedback. All our products comply with standards set by the Department of Trade and Industry, Food and Drug Administration, and other regulatory entities.

All these allow SMC to closely monitor and ascertain that our products maintain their quality and availability to our customers.

## Suppliers and Vendors

We contribute to the growth of downstream industries and sustain a network of hundreds of third-party suppliers as a result of our extensive portfolio of products and services. We see our suppliers and vendors as partners in value creation who provide us with vital products and services that satisfy the Company's quality standards and requirements.

Suppliers applying for accreditation pass through our Corporate Procurement Group for audit and assessment and are screened for business ethics, environmental, health, and safety compliance, and financial capability. We also commit to enhancing our Supplier Code of Conduct to include ESG metrics. Moreover, materials and supplies requirements undergo strict evaluation to ensure conformity with Company requirements. Finally, we conduct orientations with accredited suppliers to ensure alignment with SMC's Supplier Code of Conduct.

## Employees

We view our employees as the heart and soul of the Company, partners in realizing our Group's strategy and purpose and together responsible for advancing our ESG agenda. As of 2022, SMC had a total of 50,008 employees working in domestic operations of the subsidiaries covered by this Report.

SMC employs qualified, skilled and experienced personnel to manage our business and run our operations. We offer compensation and benefits packages that are competitive within the respective industries that each business is in to ensure adequate manning of critical positions. We have established succession planning programs for key positions to ensure continuity of leadership and preservation of technical expertise.

We realize the importance of upholding labor laws; therefore, we endeavor to maintain good labor relations by keeping an open line of communication with our employees. This we do through various employee relations and internal communications programs, including employee engagement surveys, to achieve high levels of employee satisfaction.

## Local Communities

Our operations span the whole Philippine archipelago with products available from the smallest to the biggest business establishments. Our manufacturing facilities, power plants, fuel terminals, and service stations are strategically located in many communities around the country.

We engage with the communities where we operate, even as early as the planning stages of our projects. For instance, we conduct an extensive study covering Environment Impact Assessment and coordinate with LGUs to hold open dialogues with the aim of building mutual trust.

SMC implements programs that foster harmonious working relationships with our host communities and LGUs. We understand that engaging with our communities is a long-term commitment that goes beyond just one-off events or programs. It is about building meaningful relationships where we help each other grow and succeed.

Through San Miguel Foundation, we strive to connect with local communities and seek mutually beneficial partnerships by providing livelihood opportunities and education and by supporting local government projects. In addition, we operate and manage community clinics to provide residents access to urgently needed health and medical services.

We are also committed to protecting the rights of indigenous peoples in the areas where we operate in coordination with the National Institute for Indigenous Peoples. In 2022, the Group upheld its commitment to respect the rights of indigenous peoples (IPs), and there were no reported incidents of violations.

Through Global Power, we directly work with indigenous groups in the province of Zambales, particularly in the municipalities of Palauig and Botolan, through the SMC Global Power Foundation. Our initiatives include the Biochar Community Enterprise Development Project, where we partner with the local communities to produce and utilize biochar as an organic fertilizer that enhances the survival rate of trees. This project complements our forest rehabilitation program in the area. We also hold annual Christmas gift-giving, and medical and dental missions in these communities. In Angat, we actively engage with the local indigenous population through various livelihood, community empowerment, education, social, and health programs — all while protecting the environment and the Kabayunan Ancestral Domain.

Parallel to this is Petron Foundation, Inc. (PFI), which implements the CSR initiatives of Petron for its host communities nationwide. Under the banner of Fueling HOPE (Helping Filipino children and youth Overcome Poverty through Education), PFI is providing scholarships from elementary through college, building classrooms, and actively supporting DepEd's Brigada Eskwela. It also supports the government's National Greening Program through the Puno ng Buhay reforestation efforts, as well as contributing to relief and rehabilitation efforts in times of calamities.

## Financial Institutions

Financial institutions are essential partners of SMC in our mission to expand and grow our multiple businesses, with the ultimate goal of helping the nation prosper and progress. They provide the funds

necessary to support our various major undertakings. They have been instrumental in successfully assisting SMC in our expansion strategy in key areas of our business, particularly in infrastructure and energy. They assist us with our funding activities via bond deals, roadshows, project financing, and loans.

We consistently communicate and engage with financial institutions through participation in economic briefings, regular market updates, credit update calls, and formal email correspondence.

Financial institutions also further our knowledge about the increasing importance of sustainability in our strategies and operations. Banks would bring in their sustainability experts to assess our sustainable practices and give valuable advice on how we can further improve our ESG performance and ratings. Through their assistance, SMC is able to better convey our ESG agenda and goals to our shareholders and investors.

## Media

We view the media as partners who are central in communicating our purpose to the wider community. The Company has long-standing professional relationships with the media, in which we engage and communicate SMC's plans and performance, ensuring responsible and transparent management of issues. Press briefings, conferences and interviews constitute regular channels of engagement with SMC key officers including our President and CEO. The media are also invited to company events such as annual stockholders' meetings, the inauguration of facilities and major projects, brand launches, and company-sponsored media trainings. While in-person gatherings were suspended for the duration of the pandemic, virtual exchanges and small group meetings with top management were held.

# Our Approach to Sustainability

## Our Materiality Process

We are guided by the concept of materiality in our sustainability strategic planning and reporting processes. We define materiality as those topics and disclosures that embody SMC’s significant economic, environmental, social, and governance impacts that would substantially influence the decision-making activities of our stakeholders. Our approach to materiality is in line with the principles of the GRI Standards, SASB Standards, and other ESG frameworks.

We conducted the materiality assessment exercise according to the following steps:

We developed a long list of possible material topics applicable to SMC through peer analysis and a review of globally recognized ESG standards and frameworks. We identified and selected peer companies based on similarity in size, operations, and portfolio with SMC’s. This provided us with a perspective of the ESG issues deemed relevant by our global and local peers. We then triangulated the results with materiality guidelines from ESG standards and frameworks.

Afterwards, we brought the long list of material issues to our stakeholders through a series of engagement sessions to determine which ESG issues were most significant to them. This produced a shortlist of material topics, which we further prioritized through a Materiality Validation Workshop attended by SMC management.

## Topics Material to Our Business



The following ESG topics were identified as being the most material to SMC in 2022. The relative significance of each of these issues were determined based on stakeholder survey feedback and the business units’ responses during the validation workshop.

The 8 high priority material topics are large focus areas of the Company for the next one to two years. We endeavor to create and launch sustainability strategies, programs, and initiatives around these high priority topics to be able to address the risks and priorities they present to the Group. The remaining 8



topics were identified as moderate priority issues. These topics are already embedded in the company's practices or are specific only to certain subsidiaries, rather than across all. We continue to track and monitor data related to these moderate priority issues.

Top 8 High Priority ESG material issues		
Ranking	Material Issue	Definition
1	Climate Change Action <sup>1</sup>	Taking proactive action to build resilience to climate change impacts across the business by incorporating climate change risks and opportunities into decision making
2	Resource Management <sup>2</sup>	Efficiently and sustainably managing the company’s resources (i.e., energy, water, waste) and other materials that are required to produce their products and services
3	Sustainable Supply Chain	Managing ESG risks within a company's supply chain and ensuring sustainable and responsible procurement practices
4	Customer Welfare and Responsibility	Managing societal expectations, ensuring a smooth customer experience, and listening and responding to customer feedback. This also includes treating customers fairly in the conduct of our business, as well as providing them with accurate, adequate, and easily understood information on the services they receive
5	Employee Engagement, Training and Development	Employee training and development refers to the continued efforts of an organization to boost the performance of its employees. Companies aim to train and develop employees by using an array of educational methods and programs
6	Circular Economy	Reducing waste generation and optimizing the use of valuable materials. Focusing on developing a circular economy by transforming used materials into new materials and products
7	Community Engagement	Supporting community development to improve the quality of life and reduce social inequality
8	Business Ethics and Compliance	The ethical conduct of a business includes risks associated with corruption, fraud, and conflicts of interest as well as compliance with all regulations and laws. It also extends to ensuring the organization’s values, principles, standards, and norms of behavior (e.g., code of conduct and code of ethics) are developed and implemented
Moderate Priority ESG material issues		
Ranking	Material Issue	Definition
9	Biodiversity and Ecosystems	The impact that the business has on biodiversity and natural ecosystems (both land and ocean) and any initiatives taken to mitigate or restore the natural state
10	Employee Health and Safety	Employee health and safety is defined as SMC’s ability to create and maintain a safe and healthy workplace environment that is free of injuries, accidents, fatalities, and illnesses
11	Human Rights and Labor Practices	Upholding human rights and labor standards in the workplace and across your supply chain, including compliance with labor laws and internationally accepted norms and standards such as the UN Guiding Principles on Business and Human Rights and the International Labor Organization (ILO)
12	Risk Management	Encompasses the processes of identifying, assessing, and controlling threats to SMC’s capital and earnings. These risks stem from a variety of sources including financial uncertainties, legal liabilities, technology issues, strategic management errors, accidents, and natural disasters
13	Innovation and Product Quality	Innovate, produce, and improve the quality of products and services that meet customers’ expectations. This also includes the incorporation of ESG considerations in the characteristics

		of products and services (e.g., health and safety, and management of the life cycle impacts of products and services)
14	Digital Transformation	Using technology, such as AI and robotics, and the evolving digital landscape to understand customer preferences and trends to drive efficiency and value creation
15	Diversity and Inclusion	Diversity refers to a mixed and balanced representation of workers in the organization, regarding race, gender, ethnicity, religion, and other group identities; Inclusion refers to a workplace where there are equal opportunities for contribution and influence
16	Data Privacy and Security	The management of customer data confidentiality, mitigation of data breach risks and protection of personal data from unauthorized access or attacks. This includes policies with regards to collecting data, obtaining consent, and managing user expectations regarding how data is used

Legend: E-Environmental, S-Social, G-Governance

<sup>1</sup> Merged GHG Emissions and Climate Change Resiliency

<sup>2</sup> Merged Water Security and Energy Management

*Note: Economic performance is not included in the list, as this will be thoroughly discussed in our 2022 Annual Report*

As we advance in our sustainability endeavor, we will engage our external stakeholders in more extensive materiality discussions.

### Our ESG Data Collection and Validation Process

We commit to complete transparency and accountability for our ESG actions and disclosures to our many stakeholders. We adhere to global standards and ensure that the data disclosed in this Report are accurate, balanced, and complete.

With the support of our external adviser, PwC, we developed a comprehensive, standardized data template to capture pertinent data and disclosures on our material ESG topics from our various subsidiaries. The data template integrates standards, principles, and requirements from various frameworks, such as the SEC requirements, GRI Standards, SASB Standards, the Task Force for Carbon Related Disclosure (TCFD) Framework, and the Carbon Disclosure Project Framework. A secondary template was also created to capture detailed data to facilitate completion of the environmental portion of the comprehensive template.

Workshops were conducted with the different sustainability teams of our subsidiaries included in the Report to facilitate a collaborative approach in the data template development process. This allowed us to fully capture nuances in various industries where SMC is present and adjust the templates accordingly.

#### Data Collection Process

The sustainability teams of our subsidiaries were responsible for distributing the data templates to their respective business units, as well as for collecting, verifying, and consolidating the data before submission to the SMC parent company.

The *Corporate Sustainability Office* of the parent company was responsible for collecting, reviewing, analyzing, and consolidating the data submitted by the various business units. Working alongside the Corporate Sustainability Office were key representatives from the Corporate Affairs Office, Corporate Human Resources, Corporate Finance, Office of the General Counsel, and the San Miguel Foundation, together forming the *SMC Sustainability Core Team*. With a more extensive knowledge and understanding of the Group’s activities, the *Core Team* ensured that the submitted data were complete



and of sufficient quality before the final consolidated data were utilized as the basis of our core communications in this Report.

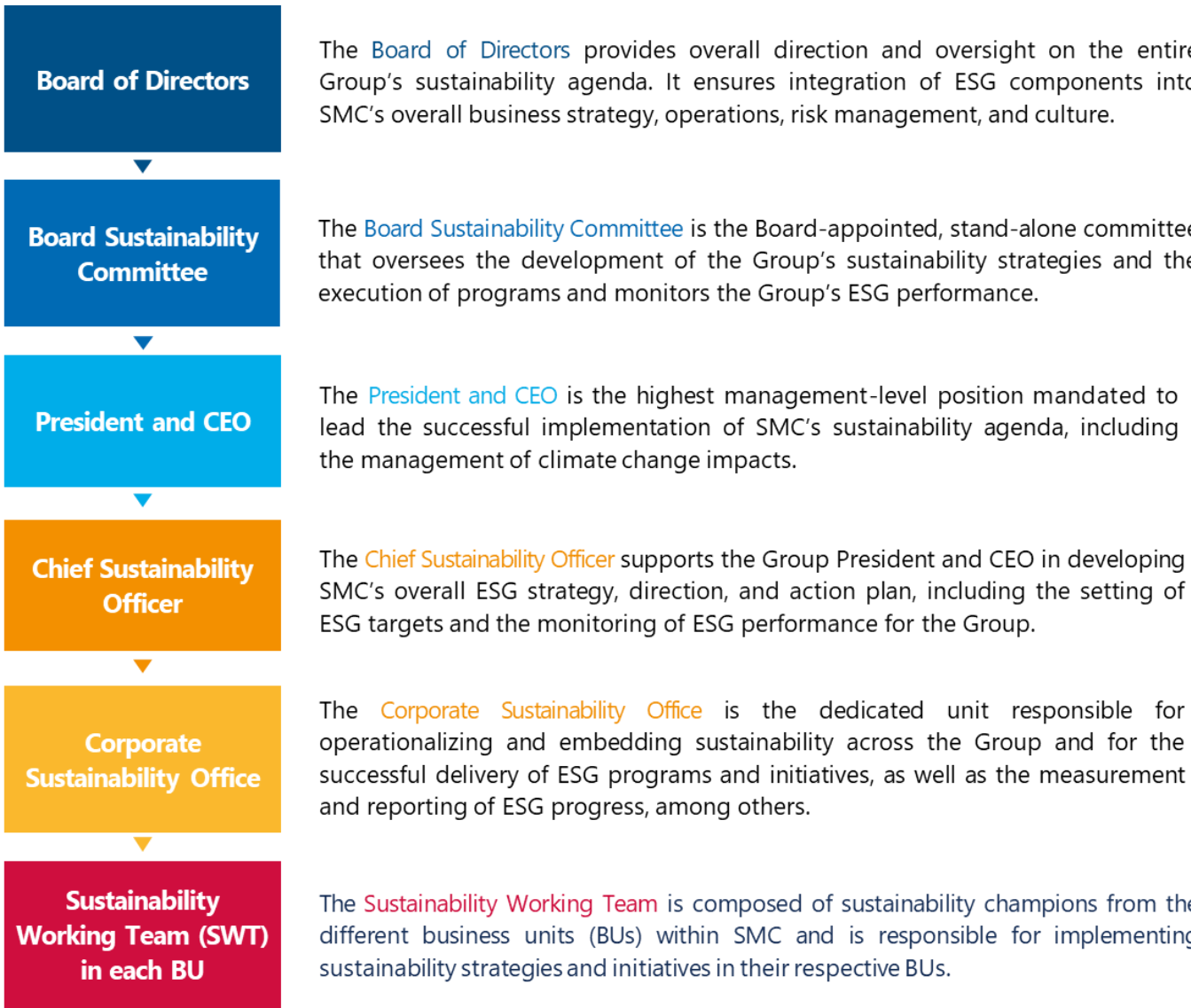
With the experience gained from writing this Report, we are planning improvements to our future Sustainability Reports. Plans are in place to improve and automate our data collection and validation processes and employ data analytics to better identify possible risks and opportunities. We look forward to obtaining external assurance on our ESG data and other non-financial metrics by the end of 2025.

## Our Sustainability Governance Structure











To ensure that we have strong oversight and execution of our sustainability agenda, we have put in place a robust sustainability governance structure. Our Board of Directors provides overall direction and oversight on sustainability. Our President and CEO operationalizes our sustainability framework through a dedicated Corporate Sustainability Office. Meanwhile, a Sustainability Working Team, composed of sustainability champions across our various business units, is responsible for implementing our sustainability strategies and programs throughout our different subsidiaries.

Furthermore, we will establish a stand-alone Board Sustainability Committee in the Third Quarter of 2023 to oversee and provide guidance on the Group’s sustainability strategies and practices. The Sustainability Committee will be responsible for reviewing and evaluating the Group’s ESG risks and opportunities, as well as ensuring that the Group’s sustainability initiatives align with our long-term business strategies.

Our sustainability governance structure plays a critical role in making sure that San Miguel is pursuing a sustainable business model and making a positive impact on society and the environment.



# San Miguel Corporation’s Sustainability at a Glance

ECONOMIC			
<div><b>P1,516B+</b> Direct economic value generated</div> <div></div>	<div><b>P1,456B+</b> Economic value distributed</div>	<div><b>P1,131B+</b> Operating costs (including payment to suppliers)</div>	<div><b>P175B+</b> Payments to government in taxes</div>
	<div><b>P103B+</b> Payments to providers of capital (investors and shareholders)</div>	<div><b>P45B+</b> Employee wages and benefits</div>	<div><b>P0.64B+</b> Investments in communities</div>
ENVIRONMENT (E)			
<div><b>563MW</b> Renewable energy investments in hydro power</div>	<div><b>1000MWhs</b> BESS online or for completion in 2023</div>	<div><b>90%</b> Solid waste diverted away from landfills</div>	<div><b>6.5B+ Liters</b> Fresh water saved through Water for All Project</div> <div></div>
<div><b>800MW</b> Solar PV projects in the pipeline</div> <div></div>	<div><b>34%</b> Or 5.38M MT of materials used in production were renewable</div>	<div><b>52%</b> Coal ash recycled</div>	<div><b>6Mn+</b> Trees planted through Project 747</div> <div></div>
SOCIAL (S)			
<div><b>P14.8B+</b> Total pandemic response, the largest for a Philippine corporate</div> <div></div>	<div><b>90,756</b> Free COVID-19 vaccine doses for employees, extended workforce, and their families</div>	<div><b>70%</b> Personnel employed outside NCR, reflecting workforce regional diversity</div>	
<div><b>1.7:1</b> Male to female ratio in management</div>	<div><b>P744Mn</b> Spend on corporate social responsibility initiatives</div>	<div><b>7,159</b> Members served almost daily by SMC’s Better World communities</div>	<div><b>11,359</b> Consultations in 8 community clinics nationwide</div>
<div><b>567k hours</b> Online and in-person trainings provided to employees</div>	<div><b>110,740</b> Individuals benefitting from CSR programs</div>	<div><b>350k</b> Families that gained access to clean water through Bulacan Bulk Water Project</div> <div></div>	
GOVERNANCE (G)			
<div><b>P200.5B</b> Or 53% of total procurement budget spent on local suppliers</div> <div></div>	<div><b>Supplier Code of Conduct</b> updated to incorporate ESG considerations</div>	<div><b>10</b> Corporate governance policies updated to integrate ESG principles</div>	<div><b>0</b> Complaints concerning breaches of customer privacy</div> <div></div>

# Our Sustainability Blueprint

Sustainability has always been an integral part of our business long before it was ever a catchword and a catalyzing force for positive change. Reducing our impact on the environment, fostering social inclusion, and having robust governance practices have been thoroughly ingrained in our culture over the decades.

For most of our 132-year history, we have referred to these sustainable practices as part of our corporate value system of *malasakit*—that uniquely Filipino value of helping others without being prodded and without expecting anything in return. We manifest *malasakit* by taking care of our host communities, doing good by everyone we come by, taking only what we need, and working to make life better for people.

Our efforts in the wake of the COVID-19 pandemic were guided by *malasakit*. Through our “*Walang Iwanan*” COVID-19 response, we mounted the largest private sector efforts to respond to the crisis and mobilized over 14 billion PhP to help our *kababayans*, especially frontliners and the poorest of communities.

Clearly, the pandemic has thrown into sharp relief the important role we could play in uplifting the lives of our fellow Filipinos and in helping our nation build back better. Our goal now is to use the present crisis to leap into a future reality that is far better than where we currently find ourselves.

Thus, in 2022, we embarked on a pivotal journey to advance and elevate our sustainability performance. We worked closely with our Board of Directors, top management, and our various businesses to develop an overarching sustainability blueprint that embodies San Miguel’s purpose and values as well as its hopes and aspirations for a brighter and more prosperous future for all Filipinos.

This sustainability blueprint—which presents our organizational vision and purpose together with our sustainability agenda and targets—will be our inner compass for our sustainability journey. It is a framework that will challenge us in what we can hope for and keep us accountable and committed in the decades to come. Through this blueprint, we hope to provide lasting solutions to challenges that have long beset our communities, our country, and the environment.

# A Blueprint for San Miguel



- Environmental
- Social
- Governance



## San Miguel Corporation

### Vision:

A future-ready Philippines where everyone has a chance to enrich and enjoy their lives

### Purpose:

To lead in nation-building by creating opportunities that will uplift generations of Filipinos, enabling all to share in the rewards of sustainable development and prosperity

**\* Corporate Values:** We do what is right. We believe in doing our best. We take accountability for our decisions. We think innovation. We help our people succeed. We are a good neighbor. We advocate sustainable development.

**Sustainability Agenda:** We will be a force for good for present and future generations of Filipinos by making sure that our business is good for planet, good for people, and good for progress.

**Kalikasan**  
Good for Planet

**Kalinga**  
Good for People

**Kasaganahan**  
Good for Progress

Establish a circular economy approach by **2040**

Net zero by **2050**

At least 15 million people uplifted by **2030**

A fully sustainable and ethical supply chain by **2040**

### Our Businesses:



## Our Sustainability Agenda

We deeply anchor our sustainability agenda on our mandate to help in nation-building. As one of the Philippines’ largest and most diversified conglomerates, we strive to use our business as a force for good, helping to create a better world that is not just good for a small few, but is good for everyone.

In all parts of the world, people are confronted with the triple threat of climate, conflict, and COVID-19. In our country, we rank 1<sup>st</sup> on the list of global disaster risk hotspots based on the World Risk Index report. Prices of basic commodities and fuel continue to be affected by the geopolitical crisis. Over 7 million Filipinos lost their livelihoods during the pandemic. Added to these are the economic and societal problems that continue to beset the Philippines as a developing nation. This makes the sustainability situation in our country severely challenging compared with more developed nations. Hence, what we need are thoughtful, nuanced solutions that will truly deliver meaningful and enduring impact for all Filipinos.

Thus, we operationalize our sustainability agenda under an overarching framework called A Force for Good, which articulates our commitment to create positive returns for all our stakeholders and to operate for the long-term benefit of society, the environment, and our country.



### A FORCE FOR GOOD

We will be a force for good for present and future generations of Filipinos by making sure that our business is good for planet, good for people, and good for progress.

#### KALIKASAN: Good for Planet

We protect and nurture the environment, through urgent climate action, efficient resource management, and a circular economy approach.

#### KALINGA: Good for People

We uplift the well-being of all the lives we touch, including people within our organization and in our communities.

**KASAGANAHAN: Good for Progress**

We promote inclusive economic growth and ensure that progress occurs in harmony with nature and society, so that all may enjoy comfortable, secure, and prosperous lives.


**Our Sustainability Targets**

In 2022, we set out clear and ambitious goals across our focus environmental, social, and governance areas. We anchored these targets on the United Nations Sustainable Development Goals (UN SDGs) and identified major levers and plays that would help us fully realize these commitments.

Our overarching goals are supported by our Board of Directors and are envisioned over three horizons—2030 as the more urgent and interim timeline, 2040 as the intermediate outlook, and 2050 as the long-term path to a truly sustainable future.

We strive to meet these goals by leveraging ongoing sustainability initiatives and by partnering with others in exploring new, high-impact processes and technologies.

**OUR SUSTAINABILITY TARGETS**



**Establish a circular economy approach by 2040**

We are optimizing our resources by eliminating waste and pollution, circulating products and materials at their highest value, and regenerating nature.

We strive to achieve this target through the following sustainability initiatives:

In-Progress

- Recycle coal ash as an aggregate material for cement plants
- Sustain returnable glass bottle system of Beer and bottle buy-back program of Ginebra
- Recycle bottles, cullets, crates, cartons, and plastics as input materials in production



- Step up compliance with the Extended Producer Responsibility Law in managing plastic waste
- Repurpose manufacturing by-products (e.g., spent grain, spent yeast, feathers, and wheat bran / pollard) as raw materials for feeds
- Reduce reliance on scarce water by 50% by 2025 against a 2016 baseline through “Water for All” initiative
- Use desalination plants to process sea water into consumable water in operations

Under Consideration

- Assess the viability of using plastic waste as fuel for cement plants
- Evaluate feasibility of plastic roads, initially within company facilities
- Further expand value of spent grains from brewery operations as ingredients for cereals
- Scale up production of organic fertilizer from poultry manure coming from broiler complexes

**Net zero by 2050**

We are minimizing our greenhouse gas (GHG) emissions by investing in clean energy technologies and carbon reduction programs toward Net Zero.

We strive to achieve this target through the following sustainability initiatives:

In-Progress

- Operate 1,000 MWh BESS project to boost grid reliability and pave the way for more renewable energy in the grid
- Expand natural gas capacity as a bridge to cleaner energy and invest in solar PV plants as renewable energy sources
- Continue and broaden initiatives to make our coal plants the most efficient and cleanest in the industry (e.g., High Efficiency and Low Emissions or HELE technology)
- Expand river rehabilitation projects in partnership with the Department of Natural Resources (DENR) to help alleviate flooding and solid waste pollution for cities and people
- Maximize nature-based solutions such as mangrove reforestation and tree planting
- Implement and enhance biodiversity conservation projects, such as coral reef rehabilitation, mangrove reforestation, and coastal management programs

Under Consideration

- Pursue transition of the existing power portfolio to significantly reduce GHG emissions, while balancing impacts on reliability, resiliency, and affordability of energy
- Explore future fuels and technologies such as the gasification of coal into hydrogen and gravity battery systems
- Upgrade building management systems and obtain LEED certification for company facilities
- Electrify a portion of the company’s vehicle fleet and build charging stations to support their power requirements

**At least 15 million people uplifted by 2030**

We are creating equitable and transformative pathways to a sustainable future for our employees, our customers, our communities, our nation, and beyond.

We strive to achieve this target through the following sustainability initiatives:

In-Progress

- Build expansive and resilient road infrastructure and public transportation projects to catalyze trade, investment, and national development
- Build industrial parks and ecozones that attract investments and create jobs for adjacent communities



- Provide access to potable water at affordable rates to municipal water districts (e.g., Bulacan Bulk Water project)
- Enhance livability of our host communities by:
  - Creating livelihood opportunities;
  - Extending educational assistance and scholarship programs to schools and students; and
  - Providing food, clean water, sanitation, housing, and access to medical services
- Improve overall employee health and well-being and ensure safeguards to prevent workplace injuries and accidents
- Embed and track diversity and inclusion in all aspects of employment policies
- Continue to improve the nutritional value of food and beverage products
- Embrace digital transformation to improve workplace productivity, reduce waste, and expand customer access

#### Under Consideration

- Establish an ESG knowledge platform for employees for capability-building on sustainability
- Launch programs to help develop more STEM (science, technology, engineering, and mathematics) professionals
- Develop the next generation of farmers and agri-leaders
- Launch teacher training programs and offer scholarships for higher education

### **A fully sustainable and ethical supply chain by 2040**

We are upholding sustainable best practices across our supply chain ecosystems that will benefit current and future generations.

We strive to achieve this target through the following sustainability initiatives:

#### In-Progress

- Roll out the Supplier Code of Conduct and Sustainability Questionnaire incorporating ESG principles, as pre-requisites to supplier accreditation and registration

#### Next Steps

- Develop an ESG training program and conduct regular dialogues on ESG, first for the top 20 suppliers by spend in each business unit in 2023, with progressive inclusion of at least 80% of spend
- Join Global Compact Network Philippines (GCNP) to contribute to educating micro, small, and medium enterprises in ESG

# Kalikasan (Good for Planet)

## Climate Change Action

When San Miguel began its transformation journey from a food, beverage, and packaging company to a diversified conglomerate with investments in fuel, power and infrastructure, the stimulus was the need to propel the country’s economic growth by providing greater access to energy resources and an infrastructure that allowed industries to be more competitive. The transformation generated a larger environmental footprint with the use of fossil fuels and the development of parcels of land into infrastructure projects, alongside increased water and raw material usage and waste generation.

Cognizant of the huge responsibility we have taken on, San Miguel is committing to twin goals in relation to the environment. First, we aim to establish a Circular Economy Approach by 2040, ensuring that more of the waste we generate is reused, recycled, or repurposed, and increasing the component of recycled materials used in our production processes. Second, in response to the urgent global call to cut carbon emissions, we align to the goal of Net Zero by 2050. This is not a commitment made lightly as we consider the balance between the need for more accessible and affordable energy and the viability and reliability of clean energy sources.

Following are the baseline data on our environmental footprint and the ongoing and planned initiatives to forge ahead towards our goals.

### A. Greenhouse Gas (GHG) Emissions

We place paramount importance on mitigating our GHG emissions. We recognize the profound impacts that emissions from our businesses and operations have on climate change adaptation and mitigation. As a result, we have embarked on a pivotal journey to significantly reduce our GHG emissions to Net Zero by 2050.

An indispensable step towards achieving this goal is to accurately measure our emissions in line with globally accepted GHG accounting and reporting standards. Thus, we use the GHG Protocol—the most comprehensive global standardized framework to measure GHG emissions, developed by the World Resources Institute and the World Business Council for Sustainable Development—to account for and manage emissions across all activities in our Group.

GHG INTENSITY		
	2022	Unit
GHG emission intensity	15.81	MT CO2e / Mn PhP

In 2022, our GHG emissions intensity—or the amount of GHG emissions that we generate for every peso of our sales—is 15.81 MT CO2e/Mn PhP. Our Power, Oil and Fuel, and Cement businesses are the largest contributors to our emissions intensity. Our aim is to reduce our emissions intensity by decoupling our business growth from the growth in our emissions. This we will do by employing low carbon solutions and initiatives across our various businesses and operations.

Our power business is one of the major contributors to our nation’s economic development. The energy it supplies spurs the growth of thousands of businesses, infrastructures, and investments nationwide. Cognizant of this responsibility, we uphold the government’s thrust to provide reliable and affordable energy to all Filipinos. In the same breath, we also support the country’s plan to have a just transition to more renewable sources of energy. Hence, we actively seek to diversify our power portfolio towards

cleaner energy sources, while at the same time ensuring energy security and affordability for our customers.

We plan to increase our 1,200 MW liquefied natural gas (LNG) and expect to complete 1,000 MWh of combined BESS projects nationwide, which together contribute to increasing the diversity of our portfolio. The planned expansion of our gas-fired generation capacity and BESS reflects our overall commitment to reduce our carbon emissions and support the government’s climate policies and objectives, including the Philippines’ Nationally Determined Contributions under the Paris Agreement.

Also, we have taken crucial steps to help the country’s transition to renewable energy. Our combined 563 MW hydro power plant capacity is a first step towards this direction. Moreover, we are developing a portfolio of solar power projects with an initial aggregate capacity of 800 MW across various sites in Luzon including the provinces of Bataan and Isabela. The proposed solar projects will be situated in areas with moderate to high photovoltaic potential.

In February and August 2022, we obtained a Certificate of Registration from the DOE as a renewable energy (RE) developer for a solar project located in Bataan and have entered into a Solar Energy Operating Contract (221MWp) with the DOE for the development and operation of RE projects using solar energy as a renewable source (“Bataan Solar Project”). The lease agreements for the property in Bataan and in Isabela where the solar projects will be located have already been executed. Currently, the Bataan Solar Project is in the pre-development stage.

Together, these initiatives serve our overarching goal of minimizing emissions from our power business.

Meanwhile, we have been reducing our carbon emissions in our Bataan oil refinery through various initiatives, such as plant reconfiguration, replacement of thermal power plants with steam generating facilities, and recovery and maximized utilization of fuel gas in the refinery. Furthermore, our Bataan refinery and fuel product terminals have Integrated Management Systems (IMS) certification. The IMS certification we have earned combines some of the most rigorous international standards on environmental management (ISO 14001:2015), quality management (ISO 9001:2015), and occupational health and safety management (ISO 45001:2018) into a single, comprehensive, and harmonized management system. This unified approach has created important synergies, a stronger foundation for our business and facilities, and has enhanced our overall sustainability and competitiveness in the industry.

In our cement business, a substantial source of emissions is clinker production because of the carbon released by limestone and the energy required in the process. Thus, we have leveraged new technologies to develop cement products that have lower clinker factor but have the same concrete strength. To reduce the clinker component in our products, we utilize supplementary cementitious materials like natural pozzolan and fly ash. Despite the lower clinker factor, our cement products still exceed industry benchmarks and are still versatile and economical building materials used in a wide variety of commercial and industrial applications.

To further lessen our emissions from our cement business, we are also employing circularity in our operations. In 2022, our cement plant generated 4.58 MT of plastic waste from its operations and third-party contractors. To dispose of this waste responsibly and to reduce the plant’s reliance on traditional fuels for its operations, the plastic waste was injected at the pyro-processing stage of cement production, harnessing its useful heat for the manufacture of clinker. At the same time, NCC recognizes that it can do more to reduce its dependence on traditional fuel sources. Currently, the company is tapping into a specific technology that would enable a higher percentage of waste to be used as alternative fuel in the pyro-processing stage. By substituting traditional fuel with alternative fuels like plastics, municipal solid waste, rubbers, and used tires, NCC aims to cut its traditional fuel usage by up to 50 percent.

Throughout the years, our cement business has garnered acclaim for managing environmental impacts and meeting the requirements set by governing agencies like the Environmental Management Bureau (EMB) and Mines and Geosciences Bureau. It was awarded by the DENR with the Presidential Mineral Industry Environmental Platinum Award in recognition of its excellent environmental and safety performance as well as its community development programs. Our cement business also has an IMS certification, which highlights its dedication to responsible operations and its commitment to meeting international standards for sustainable practices.

We are also leveraging innovation across other parts of our businesses to further reduce our GHG emissions intensity. In our Beer and Spirits divisions, we recover the carbon dioxide (CO<sub>2</sub>) from the fermentation process and purify it for use in the manufacturing process. We sell any excess as industrial- and food-grade CO<sub>2</sub> to other companies. To treat wastewater, we utilize anaerobic reactors which significantly reduce our carbon emissions from pure aerobic treatment. Moreover, our Beer and Spirits businesses have long-established initiatives to recover methane from the anaerobic treatment of wastewater and use the methane as biogas to fire up our boilers, thereby decreasing our consumption of fuel oil. Finally, in our Food division, we add limestone in our coal-fired boilers to reduce GHG emissions and employ wet scrubbers to reduce pollution. These key programs and initiatives embody our responsible stewardship not only towards our customers but also towards the environment. It underscores our commitment to sustainable development, as we have made every effort to go beyond compliance. We know there is still more to do, but we believe that we are on the right path towards achieving our goal of Net Zero.

We are also leveraging innovation across other parts of our businesses to further reduce our GHG emissions intensity. In our Beer and Spirits divisions, we recover the carbon dioxide (CO<sub>2</sub>) from the fermentation process and purify it for use in the manufacturing process. We sell any excess as industrial- and food-grade CO<sub>2</sub> to other companies. To treat wastewater, we utilize anaerobic reactors which significantly reduce our carbon emissions from pure aerobic treatment. Moreover, our Beer and Spirits businesses have long-established initiatives to recover methane from the anaerobic treatment of wastewater and use the methane as biogas to fire up our boilers, thereby decreasing our consumption of fuel oil. Finally, in our Food division, we add limestone in our coal-fired boilers to reduce GHG emissions and employ wet scrubbers to reduce pollution. These key programs and initiatives embody our responsible stewardship not only towards our customers but also towards the environment. It underscores our commitment to sustainable development, as we have made every effort to go beyond compliance. We know there is still more to do, but we believe that we are on the right path towards achieving our goal of Net Zero.

Moreover, we continue to benefit from the energy reduction and conservation measures we have implemented across all our businesses. These include the creation of energy conservation teams in each of our business units, the inclusion of power index in key performance indicators of our businesses, the conversion of our lighting to LED, the replacement of our air-conditioning units into inverter type, and the use of solar panels for our streetlights and for our office and warehouse lighting.

In our Properties business, we are employing green business solutions to reduce our energy consumption. Examples of these initiatives are the orientation of our buildings to maximize natural lighting and ventilation and the use of energy-efficient systems and equipment.

We will elevate our energy conservation initiatives to include the expanded use of solar and biomass to address our energy requirements. We will also monitor, assess, and employ new energy-efficient processes and technologies that will enable us to minimize our emissions.

These key programs and initiatives embody our responsible stewardship not only towards our customers but also towards the environment. It underscores our commitment to sustainable development, as we

have made every effort to go beyond compliance. We know there is still more to do, but we believe that we are on the right path towards achieving our target of Net Zero by 2050.

Non-GHG Emissions

NON-GHG EMISSIONS		
	2022	Unit
Nitrogen oxides (NOx)	11,616.77	MT
Sulfur oxides (SOx)	37,097.25	MT
Particulate matter (PM)	1,127.70	MT
Carbon monoxide (CO)	2,515.56	MT
Persistent organic pollutants (POPs)	Not being monitored	
Volatile organic compounds (VOCs)		
Hazardous air pollutants (HAPs)		

The health and safety of the people in our host communities is top priority for San Miguel. Hence, we protect the quality of the air the residents of our host communities breathe.

Our non-GHG emissions come primarily from our thermal power plants, oil refining plant, cement plants, and to some extent, from fuel consumption of our boilers, cookers, vehicles, and generators.

Being the primary source of our non-GHG emissions, our thermal power plants track their emissions religiously through daily emissions testing and make sure that they are well within the limits set by the DENR and the World Bank. Our thermal power plants have consistently maintained emissions way below the limits set for SOx, NOx, and PM based on data collected over the past several years. We have achieved this by investing in the most advanced and efficient technologies on the market to make our power plants environmentally friendly. We have leveraged the following forefront technologies for our power plants:

Technology	Description
High Efficiency, Low Emission (HELE) technology	Uses supercritical boilers to generate steam at higher pressure and temperature. This allows more electricity to be generate per unit of coal when compared to traditional coal power plants.
Dynamic Classifiers	Used to further improve coal fineness which allows more efficient burning of coal reducing NOx and use of lower calorific value with lower sulfur content reducing SOx
Circulating Fluidized Bed	Operates the boilers at relatively lower pressure and temperature which results in better combustion and lower NOx and material particulates
Limestone Injection	Injected to the fuel as it goes to the boiler to further reduce SOx and particulate matter emissions
Supercritical Boiler	Provide significantly better combustion process resulting in a much-improved head rate of coal which reduces required coal to produce a MW of electricity. Also allows lower calorific value and lower sulfur coal which lowers SOx emissions
Flue Gas Desulfuration	Review up to 90% of SOx and particulate matter in the flue gas emissions
Electrostatic Precipitators	Removes particulate matter such as dust and soot
Catalytic Reduction	Further improve NOx emissions

In other parts of our business, we utilize electrostatic precipitators and bag filters in our glass and cement plants to minimize particulate matter.

Moving forward, we will continue to be on the lookout for cleaner, more efficient, and renewable technologies to further reduce our non-GHG emissions and to persevere in protecting our air quality.

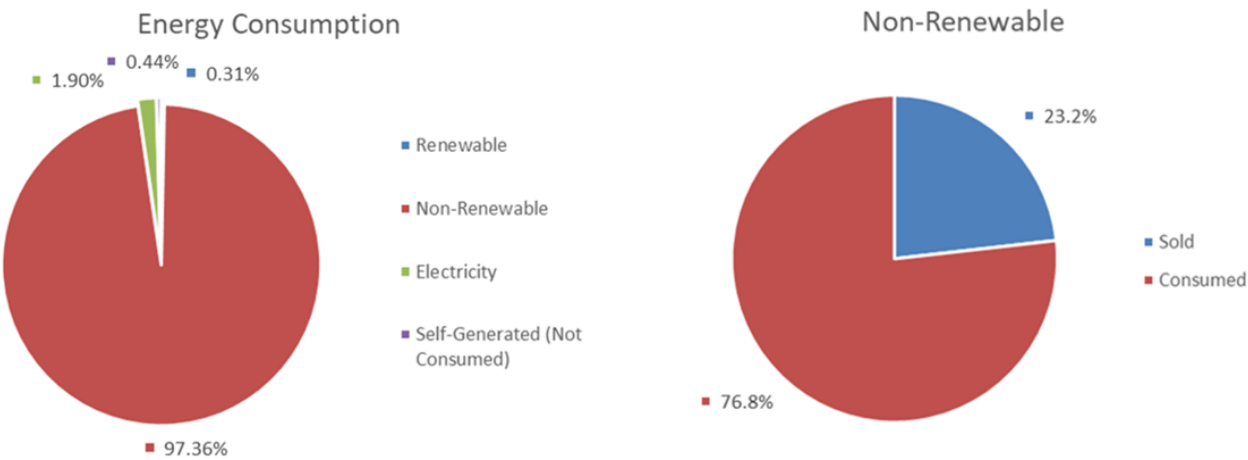
## Resource Management

We recognize the realities of our finite planet. Each year, the world marks Earth Overshoot Day, a date when humanity’s demand for ecological resources in a given year exceeds what Earth can generate in that year. In 2022, this day landed on July 28, which means that the present generation liquidated resources meant for future generations during the remainder of 2022. Over the decades, the ecological footprint of humanity has worsened, leading to World Overshoot Day coming earlier and earlier each year, moving from December 25 in 1970 to July 28 last year. The goal is to move the date forward. Not doing so will exact a heavy toll not only from an environmental and ecological point of view (climate change, biodiversity loss, drought) but also socially and economically (poverty, conflicts, wars).

Thus, we in San Miguel join the rest of the world in the quest to postpone this date by ensuring the effective and efficient management of our resources. Energy and water are two of the most vital resources for San Miguel. They are indispensable in the successful conduct of our businesses, from power generation, food and beverage production, to packaging operations and infrastructure development, among others. Energy and water are key so we can continue to create value for all our stakeholders and to contribute to the growth of the Philippine economy. Across our operations, we have adopted energy efficiency and water conservation initiatives that we will continue to enhance, expand, and elevate in the coming years so that we can achieve the most sustainable use of our resources, for this and future generations of Filipinos.

### A. Energy

OPERATIONAL SPENDING ON ENERGY		
	2022	Unit
% Operational spending on energy	38.26	%
Operational spending on energy	88,164.87	Mn PhP
Total operational spending	230,421.20	Mn PhP



Energy is the fuel of the modern industrial economy. We use energy to fuel our capacity to deliver our services and products to the market—from operating our plants, for transportation and distribution, and for the lights in our offices and other company facilities. In 2022, the Company consumed 149.3 million GJ energy. A sizable portion of our energy consumption comes from the non-renewable fuel usage of Petron and SMGP for their operations.

We are determined to reduce our energy consumption. By doing so, we would also reduce our operational costs and our environmental impact. As of 2022, approximately 38.26% of the Company’s

operational spending is used on energy. Through various energy related programs, we were able to reduce our energy consumption by 103.3 thousand GJ of energy this year. We accomplished this by installing solar panels in various Petron gas stations and integrating the use of biomass in electrical generation in SMFB operations, among others. We are determined to continuously find new ways to be more efficient in our energy consumption and increase our use of renewable energy.

ENERGY INTENSITY		
	2022	Unit
Energy intensity ratio for the organization	129.56	GJ/Mn PhP
Absolute energy consumption	149,296,342.21	GJ
Normalization factor	1,152,307.39	Mn PhP

Our energy intensity for 2022 is 129.6 GJ for every million PhP of net sales. We aim to reduce our energy intensity while continuing to maintain robust growth and development in the Company. We plan to do this through employing more efficient energy technologies and alternatives such as recapturing excess heat from manufacturing and implementing renewable energy sources, such as solar power, biomass, and bioenergy, across all business units.

We recognize the challenges associated with climate change and the impacts it could have on SMC’s energy consumption. By effectively managing our energy consumption, we improve production reliability, lower our energy costs, and contribute to sustainable business operations.

## B. Water

WATER CONSUMPTION		
	2022	Unit
Water withdrawal	3,070,643.37	ML
Surface water	1,288.95 *	ML
Ground water	25,467.74	ML
Sea water	2,978,058.93	ML
Rainwater	474.57	ML
Produced water	206.30	ML
Third-party water	65,146.88	ML
Water discharged	3,054,601.11	ML
Discharged as treated wastewater	2,992,631.5941	ML
Sold as clean water	61,969.70	ML
Stored water	(5.50)	ML
TOTAL WATER CONSUMPTION	16,036.75	ML
Water recycled and reused	1,457.40	ML
% Water recycled and reused	1.57	%

\*Excludes fresh water passing through Angat Hydro Power Plant, which is utilized by the plant for electricity generation. This water is not under SMC’s control and does not undergo any processing. Rather, the power plant converts the potential energy of the water into electrical energy. The water is primarily discharged as domestic water supply to MWSS and irrigation water supply to the National Irrigation Administration.

Water plays a vital role in our daily reality. Out of 115 million Filipinos, more than half lack access to sustainably sourced and safe water.

Achieving water security remains a longstanding challenge for our country. We Filipinos are no strangers to water-related challenges such as water pollution, water scarcity, and insufficient access to sanitation.

Recognizing this plight, we support the government’s thrust to achieve universal access to safe, sufficient, affordable, and sustainable water supply, hygiene, and sanitation by 2030. We will help create solutions and contribute to the government’s efforts in resolving water security challenges in the

country. Thus, we have instituted water-saving and efficiency programs across our businesses and operations.

In 2022, 97% of our water withdrawal was seawater, which was used for cooling our equipment in our power plants and oil refinery. Approximately 98% of our total extracted water was discharged back safely to bodies of water at normal temperature after undergoing processing and treatment in our wastewater treatment facilities. The discharge of wastewater, whether to land or bodies of water, is highly regulated in the country and should satisfy the Water Quality Guidelines and General Effluent Standards of 2016 (DAO 2016-08; and updated DAO 2021-19). We ensure our full compliance with these standards by establishing wastewater treatment facilities across our operations. We designed these treatment facilities to properly handle the specific pollutants they are intended to treat, which can be by a combination of physical, chemical, aerobic, and/or anaerobic treatment. We also have in place a tertiary treatment facility in cases where we can reuse treated wastewater. Wastewater with high chemical oxygen demand or COD levels is pretreated using Upflow Anaerobic Sludge Blanket technology to generate biogas that we use as fuel in our operations.

The remaining 3% of our total water withdrawal in 2022 was consumed by the Group as part of our beverage products, in our business processes—cleaning, rinsing, steam generation—and for office operations. Of our total wastewater, we were able to recycle 1.5 billion liters in 2022 alone, which we plan to boost in the coming years.

Foremost in our water sustainability initiatives is a flagship program called “Water for All,” an initiative established in 2017 that aims to reduce our Group-wide use of scarce water by 50% by 2025 against a 2016 baseline.

An example of a notable feat under “Water for All” comes from our cement business. As of 2022, our cement business reduced its scarce water consumption by 88% compared to 2016 values. Furthermore, it aims to minimize if not do away altogether with its freshwater usage by implementing solutions such as rainwater harvesting and full recycling. In 2022 alone, it collected 446 million liters of rainwater, which it used for its manufacturing processes.

## Circular Economy

The concept of circular economy has been part of our culture even before the term was mainstreamed. Since establishing a circular economy approach is part of our topmost sustainability goals, we recognize the importance of utilizing our resources sustainably, through better efficiency and the reduction of waste.

We recognize that the Company consumes a large amount of both renewable and non-renewable resources throughout its various business activities. With our continued push towards nation building, our demand for resources will inevitably increase as the Company grows. To address this, we aim to transform our business model and to “close the loop” in order to shrink our material footprint and to prevent any adverse impacts on the environment. We have adopted practices of reduction, recycling, and recovery, as well as developed programs and policies. We strive to become more efficient in the materials we use and reduce the amount of waste we generate.



## A. Materials and Waste

### Materials Management

MATERIALS USED		
	2022	Unit
Renewable materials used	5,383,035.14	MT
Non-renewable materials used	10,292,968.74	MT
<b>Total materials used</b>	<b>15,676,003.87</b>	<b>MT</b>
% Renewable materials used	34.34	%
Recycled materials used	442,526.92	MT
% Recycled materials used	2.82	%

We used 15.7 million MT of materials in 2022 for our operations. Of this, 65.7% are non-renewable materials and the remaining 34.3% are renewable materials. Most material inputs were used by Petron and NCC in the form of crude oil, limestone, and clinker. We were able to recycle 442 thousand MT of the materials we used. These recycled items consisted mostly of glass bottles retrieved at post-consumer stage, for reuse by our beverage businesses, or broken glass cullets recycled by our packaging business. Also recycled are coal ash from SMGP’s power plants used as raw material in the cement production process of NCC. In 2022, NCC successfully recycled 150,194 MT of coal ash as inputs for cement.

### Solid Waste Management

SOLID WASTE MANAGEMENT		
	2022	Unit
<b>Total solid waste generated</b>	<b>330,553.20</b>	<b>MT</b>
Reused	1,487.57	MT
Recycled	273,076.70	MT
Other recovery operations	24,055.73	MT
Incineration (with energy recovery)	170.50	MT
Incineration (without energy recovery)	6.30	MT
Landfilling	21,194.31	MT
Other disposal operations	10,562.09	MT

We understand the importance of proper waste management to our business operations. The Company already has ongoing initiatives designed to reduce the amount of waste we generate. We accomplish this by finding ways to recirculate by-products and materials at their highest value.

The Company generated 330.6 thousand MT of solid waste in 2022, of which we were able to redirect approximately 90.3%. Waste classified as spent grain and spent yeast, generated by SMFB, has the largest contribution to our solid waste. Spent grain and spent yeast are protein-rich materials used by our animal feeds business, providing nutrients required by poultry and livestock for maintenance, growth, and reproduction.

The second largest contributors were glass, cullets, and jars used for our bottles and beverages which we were able to reuse or recycle. SMB has in place a returnable glass bottle system that encourages customers to return empty bottles which the company then retrieves from retail outlets. On the other hand, GSMI has a robust bottle retrieval system through a network of territorial bottle suppliers. Recovered bottles are subjected to thorough inspection and quality control protocols to ensure safety for reuse. Both systems greatly reduce the need to manufacture new bottles, minimizing product cost and conserving material resources.

Meanwhile, sludge and slop from wastewater treatment facilities, and manure from SMF’s poultry and pig farms are converted to organic fertilizer. Metal scraps, plastic waste and other non-hazardous waste that cannot be used in our operations are sold to recyclers. The remaining solid waste that could not be recycled is sent to landfills.

The Company is prepared to be fully compliant with the Republic Act No. 11898, the Extended Producer Responsibility (EPR) Act of 2022, which became effective on August 13, 2022. The law requires obliged enterprises, such as SMFB, to recover and divert at least 20% of our 2022 plastic packaging footprint by the end of 2023 and increase this annually up to 80% by the end of 2028. In future reports, we will be providing information on our compliance with EPR.

Coal Ash Management

COAL ASH MANAGEMENT		
	2022	Unit
Total coal combustion residuals (CCR) generated	566,641.30	MT
Weight of CCR that was reused or reclaimed	29.68	MT
Weight of CCR recycled (through treatment or processing)	1,655.26	MT
Weight of CCR sent externally for further recycling	290,797.86	MT
% of CCR recycled	51.62	%

We generated a total of 566.6 thousand MT of coal combustion residuals from our power generators. We were able to redirect a portion of the coal ash and reuse these in our cement manufacturing process. The CCR that were not reused in our cement plants were sent to external companies for further recycling. As a result, we were able to recycle 51.6% of our generated coal ash in 2022.

Hazardous Waste Management

HAZARDOUS WASTE TRANSPORTED		
	2022	Unit
Total hazardous waste transported	8,855.71	MT
Reused	113.89	MT
Recycled	2,548.14	MT
Other recovery operations	540.84	MT
Incineration (with energy recovery)	201.61	MT
Incineration (without energy recovery)	224.40	MT
Landfilling	60.75	MT
Other disposal operations	5,166.09	MT

The Company generated 8.9 thousand MT of hazardous waste in 2022. Our hazardous waste is mostly made up of used oil and sludge from our vehicles and generators, as well as reactive chemical waste from various manufacturing processes. We were able to divert 36.2% of our total hazardous waste generated.

Hazardous waste is strictly regulated by environmental regulatory agencies. We abide by all laws and regulations regarding hazardous waste tracking, usage, and disposal. The Company has established a hazardous waste and solid waste management system that monitors the inventory of generation and disposal of waste. Our Pollution Control Officers are tasked with data management and ensuring governmental compliance.

## Biodiversity and Ecosystems

ECOSYSTEM AND BIODIVERSITY		
	2022	Unit
Operational sites owned, leased, managed in, or adjacent to protected areas and areas of high biodiversity value outside of protected areas	6	No.
Habitats protected or restored	112.74	Ha.
IUCN red list species and national conservation list species with habitats in areas affected by operations	14	No.

Our country is one of the most biodiverse places in the world, with at least 20,000 wildlife species which cannot be found anywhere else. Thus, conserving our ecosystems and protecting their natural habitats from significant threats should be of utmost importance, not only for our government, but also for the private sector.

In the recently held 27<sup>th</sup> UN Conference of the Parties (COP27) in Egypt, nature-based solutions were included in UN Climate negotiations for the first time. COP27 “emphasizes the importance of protecting, conserving and restoring nature and ecosystems to achieve the Paris Agreement temperature goal, including through forests and other terrestrial and marine ecosystems acting as sinks and reservoirs of greenhouse gases and by protecting biodiversity, while ensuring social and environmental safeguards”.

We strongly support and welcome this positive development. We commit to the responsible conduct of our businesses to ensure that we maintain the balance of nature and that we give priority to the preservation and restoration of our natural ecosystems. We have stepped up our sustainability initiatives through multiple environmental protection and biodiversity conservation efforts.

In 2022, we had six operational sites in the Group that were based in or adjacent to protected areas or areas of high biodiversity value. These were Petron’s Bawing and Amlan terminals, GSMI’s DBI, SMGP’s Masinloc and Ilijan power plants, and SMHC’s LCWD.

Petron’s Bawing Terminal is located along the Sarangani Bay Protected Seascape, which is a proclaimed National Integrated Protected Area System (NIPAS) and also classified as a Category V Protected Area by the International Union for Conservation of Nature (IUCN). To protect the site, we developed and implemented a 10-year biodiversity conservation plan that covers 91,737 m2 of foreshore area along the seascape. The plan focuses on preventing and managing any environmental (e.g., water pollution and habitat destruction) and socio-economic (e.g., alternative livelihood) issues that may arise. We review and update this plan every 10 years or less, depending on the need, to account for developments in the area and changes in regulations.

Meanwhile, Petron’s Amlan Terminal is adjacent to the Tañon Strait Protected Seascape, which is the largest Marine Protected Area in the Philippines. To help protect the site as well as the other coastlines and coastal areas where Petron’s operations are located, Petron has created “Puno ng Buhay”, a forest restoration and mangrove conservation program in partnership with the DENR and our host LGUs. Under this initiative, we adopt mangrove reforestation sites with the goal of protecting critical watersheds and minimizing our carbon footprint. We also train the residents of our neighboring coastal areas on how to grow and take care of mangrove forests, with the hope of providing them with an additional source of livelihood. As of 2019, we have adopted a total of 30 hectares of mangrove reforestation areas in Tacloban City, Leyte and Roxas City, Capiz, which resulted in more than 1,000 tons of sequestered carbon.

GSMI’s DBI facility is located along the coastline of the Guimaras Strait, which is identified as a Biodiversity Conservation Site in Western Visayas by the DENR. In the mid-1990s, we established a

mangrove reforestation area along the coastline where the distillery is located. Now measuring close to 12 hectares, the mangrove forest has an excellent survival rate of 96%, proving the area has remained healthy. These mangroves were also planted to contribute to the conservation of the natural biodiversity of the Guimaras Strait and to reduce the risk of flooding and soil erosion. We also conduct tree planting activities in the area every year.

Furthermore, we constantly monitor Guimaras Strait’s coastline to ensure that the surrounding area is always kept clean. One of GSMI’s longest-running biodiversity conservation activities is regular coastal cleanups in collaboration with LGUs and volunteers from nearby communities.

SMGP’s Masinloc Power Plant is situated along Oyon Bay, a protected landscape and seascape by virtue of the Expanded NIPAS Act; while the Ilijan Power Plant is located by the Verde Island Passage, which is recognized as the center of global shore-fish biodiversity. SMGP has developed a biodiversity management system that safeguards the ecosystems around these protected areas. We have long-standing partnerships with environmental experts, government agencies, and local communities that implement tree planting, mangrove reforestation, and coral rehabilitation projects. One of our biggest initiatives is Project 747, which aims to plant over 7 million upland and mangrove trees over 4,000 hectares of land in at least seven provinces nationwide.

Lastly, SMHC’s LCWD is near the Angat Watershed Forest Reserve, which protects the drainage basin in the southern Sierra Madre range north of Metro Manila. SMHC completed the planting of over 26,000 trees in Angat, Bulacan together with the town’s Dumagat communities. In partnership with the Dumagats, SMHC was able to cover the first 16 of 55 hectares targeted for planting with *dipterocarp* tree species like White and Red *Lauan*, *Palosapis*, *Apitong*, *Yakal*, *Guijo*, and other indigenous species such as *Bignai* and *Narra*. This initiative is part of SMGP’s Project 747. Furthermore, we also partnered with Metropolitan Waterworks and Sewerage System (MWSS) to launch an annual Million Tree Planting Challenge to replenish the forest cover of 126 hectares of the Angat Dam Watershed within three years. Under this challenge, our employees have planted 6,400 trees (including 3,200 *Narra* and *Guyabano* tree varieties) over 14 hectares at the Angat Dam Watershed since 2019.

In the coming years, we will implement more large-scale changes with both the private sector and the government to help halt biodiversity loss. We will safeguard the well-being of the natural habitats and ecosystems where we operate. We will continue to work with others toward a world where biodiversity is valued and conserved.

# Kalinga (Good for People)

## Our Employees

Our employees are integral to the Group’s success. They are the driving force behind the Company’s productivity and the fountainhead of innovative ideas that improve our various products and services. Our employees help us advance our ESG goals. They identify opportunities to conserve resources, reduce waste, and implement sustainability practices, all of which will ultimately benefit the environment and society as a whole.

NUMBER OF EMPLOYEES BY POSITION			
	2022	% to Total Employees	% to Regular Employees
Regular employees	44,027	88%	100%
Officer	265	1%	1%
Middle manager	1,367	3%	3%
Rank and file	42,395	85%	96%
Consultants	182	0.4%	
Project-based employees	5,799	12%	
TOTAL EMPLOYEES	50,008	100%	

As of the end of 2022, SMC’s workforce was composed of a total of 50,008 employees (excluding those working in our foreign operations and the companies not in scope of this Report, namely ECC and BankCom). Of this number, 88% are regular employees, 12% are project-based and less than 1% are consultants.

Among regular employees, 96% are rank and file employees, the majority of whom are in sales, manufacturing, and logistics. Officers and middle managers together comprise only 4% of the total population, indicating a relatively light overhead cost.

Project-based employees are hired for the duration of specific assignments, such as construction projects, and are accorded compensation and benefits aligned to the position they occupy. Consultants are hired for their specific expertise or knowledge, and generally provide support to the management teams of the business units. They are likewise given compensation and benefits according to the value that they bring to the business.

NUMBER OF EMPLOYEES BY GENDER		
	2022	%
Women	13,582	27%
Men	36,426	73%
TOTAL EMPLOYEES	50,008	100%

Male employees account for most of the population at 36,426 or 73% and female employees at 13,582 or 27%, resulting in a 2.7:1 male-to-female ratio. However, among the management team, the male-to-female ratio improves to 1.7:1. The ratios notwithstanding, there is a significant number of women that occupy key leadership positions in every business unit.

NUMBER OF EMPLOYEES BY AGE		
	2022	%
Under 30 years old	18,559	37%
Between 30 and 50 years old	27,504	55%
Over 50 years old	3,945	8%
TOTAL EMPLOYEES	50,008	100%

Age group 30-50 years old dominates the workforce count with 55% share of total population. The next group are under 30 years old, accounting for 37%, and finally over 50 years old, 8%. Among the management team (officers and middle managers), 56% are from the 30-50 years age group, with the youngest officer aged 35.

SMC added 4,931 jobs in 2022, an increase of 11% in total employment. Most of these new jobs were created by infrastructure and power projects, and expansion facilities in SMFB.

We recognize that our employees’ well-being is paramount, and we are committed to supporting them in every way. Thus, we provide a highly comprehensive and competitive remuneration package that includes competitive salaries and healthcare benefits. We also offer a range of other benefits, such as leaves, healthcare insurance, financial assistance programs, and personal and group insurance. Our holistic approach to employee compensation and benefits highlights our dedication to our people. By investing in our workforce, we ensure our employees' health, happiness, and longevity, ultimately contributing to the Company’s overall sustainability and success.

The following sections further discuss how San Miguel Corporation nurtures the well-being of its employees.

Human Rights and Labor Practices

COLLECTIVE BARGAINING AGREEMENTS (CBAs)		
	2022	Unit
Active CBAs	34	No.
Total members	5,837	No.

We respect our workers’ rights to freedom of association and collective bargaining. In consonance with our values, we have consistently taken steps to maintain a harmonious relationship between labor and management. By the end of 2022, 34 labor unions were active in the SMC Group and approximately 14.8% of the Company’s rank and file employees were parties to collective bargaining agreements.

Each of our subsidiaries has its own Labor Relations group which closely coordinates with the Corporate Human Resources - Labor Relations (CHR-LR) department. In line with our commitment to comply with labor and other related laws, we make sure to undertake the following actions:

- Briefing employees and providing copies of the Company’s Employee Handbook and Code of Ethics manual, which contain the policies and guidelines governing the duties and responsibilities of every employee of SMC;
- Utilizing established communication channels (i.e., labor-management councils, tool-box meetings, townhall assemblies, one-on-one coaching/counseling) in resolving organizational issues, and in case of unresolved matters, activating the escalation protocol to higher management for appropriate decision;
- Promoting active engagement and participation of legitimate labor organizations and their members in all the activities of the San Miguel family; and,
- Ensuring good faith in the exercise of our prerogatives related to employee discipline by adhering to rules-based and fair administrative investigation procedures, due process requirements, and reasonableness in the imposition of necessary disciplinary actions.

To promote a strong culture of compliance, we provide orientation and training for new supervisors on relevant labor laws, rules, and administrative issuances of the DOLE. CHR facilitates seminars and training for new supervisors on the proper interpretation and modeling of SMC’s Code of Ethics and values. Additionally, we continue to champion workers’ welfare by improving programs to orient new

employees on their growth opportunities, improve their quality of life through industry-competitive remuneration, and provide initiatives that will improve their integration into the SMC Group.

With the challenges brought about by the pandemic to workplaces worldwide, we came up with ways to effectively address the issues of our employees through non-conventional means of communication. We utilized virtual meetings and conversations to ensure that no employee was left behind during the health crisis. Our employees were also given the option to seek redress of any grievances through internal platforms such as email, Viber and Facebook communities.

In full compliance with the Constitution and other relevant and applicable laws, we have instituted clear policies respecting human rights and condemning child labor. Likewise, we consistently advocate respect for human rights and denounce all acts that would encourage violation of laws protecting human rights and other related laws.

Employee Health and Safety

EMPLOYEES COVERED BY OCCUPATIONAL SAFETY AND HEALTH (OSH) MANAGEMENT SYSTEM		
	2022	Unit
Employees covered by an OSH management system	45,797	No.
Employees covered by an OSH management system that has been internally audited	19,468	No.
Employees covered by an OSH management system that has been externally audited	16,816	No.

San Miguel has one of the most comprehensive medical benefits programs for employees. Both major and minor illnesses are covered through Health Maintenance Organization (HMO) packages, up to a pre-determined maximum limit depending on the business unit. Medical consultation, medicines and required medical devices may be obtained through the clinics located in each major facility.

During the pandemic, we made significant investments in deliberate steps to mitigate any possible spread of COVID- 19 in the workplace, including the following:

- Opening of an SMC COVID-19 testing laboratory and engagement of external partners to conduct RT-PCR and rapid antigen testing of employees and third-party providers working in SMC facilities and offices for free;
- Providing sanitation points and disinfection facilities (i.e., handwashing stations, alcohol dispensers, tire and foot baths), as standard fixtures in all SMC offices, plants, and other installations;
- Developing an online application for health and safety declarations of employees; and
- Having Safety Officers stationed at each business unit to consistently monitor and facilitate employee adherence and compliance with minimum health protocols.

All Philippine-based employees, including regular, project-based and consultants, are covered by the Company’s OSH programs. We strive to maintain high standards for safety and health, and consistently work to strengthen a culture of safety in the workplace. Integral to this is the provision of safety and health training for our employees. In full compliance with Republic Act No. 11058 (“An Act Strengthening Compliance with Occupational Safety and Health Standards and Providing Penalties for Violations Thereof”), all our employees undergo a DOLE-prescribed eight-hour OSH seminar upon employment.

Furthermore, we actively seek to go beyond standards prescribed by the government’s OSH Administration and the DOLE in relation to general safety and health provisions, drug-free workplace, mental health, and communicable disease prevention, among others. Manuals on Worker Safety Procedures are maintained in each facility. Safety Councils and Safety and Health committees in our business units are tasked to immediately address issues in their respective facilities, including concerns



raised by employees. In relation to this, 31 facilities of the Company in Petron, Power, Infrastructure and Cement are accredited under ISO 45001:2018 for their Occupational Health and Safety Management Systems.

We also conduct regular disaster and emergency drills in coordination with the local fire departments, police departments, and the Philippine Red Cross to prepare employees to properly respond in case of emergency situations.

Additionally, our facilities undergo yearly multi-functional audits by Corporate Technical Audit. This group is tasked to provide independent and objective assurance services to improve the operation of the Company’s owned plants and facilities with respect to their risk management, control and governance over electrical and mechanical utilities, engineering, safety, and environmental management. The scope of the technical audit includes verification of adherence to government regulations and engineering codes, reporting of significant risk exposures and control issues, and communication of scientific and technical information that would help to improve operations and workplace conditions. Findings from these audits are used to address deficiencies, upgrade facilities, and strengthen existing controls and procedures.

Employee Engagement, Training, and Development

TRAINING HOURS BY JOB CATEGORY		
	Total Hours	Ave. Hours / Head
Officer	4,979	23
Middle manager	35,105	29
Rank and file	553,279	13
TOTAL	593,363	14

TRAINING HOURS BY GENDER		
	Total Hours	Ave. Hours / Head
Women	163,381	13
Men	429,982	14
TOTAL	593,363	14

We fully recognize that engagement, learning, and development are vital for our employees to realize their full potential. As such, we strive to provide the requisite competencies and skills for them to succeed in their roles, to increase productivity and produce a stable pool of talent for future leadership opportunities.

Upskilling and reskilling gained heightened importance in 2022 with the growing shifts in the way business is done. It became an imperative strategy for companies to enhance their learning and development programs to respond to the emerging needs of business.

In 2022, our employees logged a total of over 593 thousand learning hours, up by 88% compared to the previous year. Online learning increased when CHR partnered with LinkedIn Learning and Udemy, which allowed training and development to expand its reach groupwide. Learning administrators in each business unit were trained to do content curation to develop learning pathways in the LinkedIn Learning platform. These learning pathways were assigned to identified employees for completion, resulting in more than 238 thousand content completions on the platform. Learning in groups also increased as sessions on the platform were conducted in larger forums to create a sense of community among employees in our plants and sales facilities. Onboarding and learning conversations were made available as well using online collaboration tools such as Microsoft Teams and Zoom.



The development of high-potential and high-performing employees is a particular focus area in SMC. In addition to purposive career paths, coaching and mentoring, there are advanced learning programs where these employees can further hone their skills. These are the following:

- Management Development Program (MDP), run by Corporate HR;
- Leadership and Management Development Program (LMDP), run by the Ateneo Graduate School of Business;
- Executive Management Development Program (EMDP), run by the Asian Institute of Management; and
- ExecOnline, run by globally recognized institutions such as the Columbia School of Business and the University of California Berkeley.

These programs provide leadership development and continuous learning opportunities and have become a laboratory of novel ideas, producing capstone projects that are high-impact and relevant, promoting themes related to sustainability, innovation, and future of work. Despite pandemic constraints, hybrid learning allowed managers based outside of Metro Manila and from offshore facilities to participate in meaningful learning experiences. Participants were able to collaborate and appreciate the synergies that came out of class discussions, workshops, and case studies. The MDP, which is geared towards high-potential supervisors and team leaders across SMC, has 148 graduates since 2017. LMDP has a total of 23 batches since 2016, EMDP has 3 since 2018 and ExecOnline has one since 2019, for a total of 660 graduates who have completed the more advanced courses. For 2022, the programs produced 120 projects related to San Miguel’s sustainability programs such as plant-based butter, and biocoal from spent grains as a source of energy for plant facilities.

Some of the business units have also established in-house schools to develop employees’ specialized skills.

- The San Miguel School of Brewing is SMB’s primary in-house institute for the development of future brewmasters, quality assurance professionals, technical specialists, and brewery engineers. Created in 1975, the school has produced brewmasters and other key technical people. Today, the school is an accredited provider for Continuing Professional Development (CPD) of the Professional Regulation Commission (PRC) Councils of Chemical Engineering, Chemistry, Mechanical Engineering, and Electrical Engineering.
- San Miguel Foods University has 16 schools, offering more than 100 courses in feed milling, poultry and meats live and processing operations, flour milling and applications technology and basic quality assurance, among others. Employees not only obtain the necessary knowledge and skills to perform their jobs well and expand their career opportunities, but those in technical professions such as chemists, chemical, electrical, and mechanical engineers, veterinarians, and food technologists obtain required CPD credits from the PRC to maintain their licenses.
- GSMI has established six in-house schools that cover a range of disciplines, such as manufacturing, sales, logistics, human resources, and liquor making. The Alcohol and Liquor Technology Institute focuses on developing alcohol sensory experts and honing employee skills in alcohol making. In 2022, GSMI offered a total of 35 courses with a combined 196 CPD credits.

Apart from leadership and work-related competencies, programs are also offered for holistic well-being, health, and creative talent development. These are in the form of webinars, individual consultation, interest groups, and even internal competitions.

Finally, we conduct employee volunteer programs that help cultivate an engaged workforce, such as Volunteers in Action program by Petron, visitation to Saguitlang pupils by NCC and various employee-initiated programs in provincial locations.

PERFORMANCE REVIEW BY JOB CATEGORY			
2022	Total No. of Employees	Received Reviews	% to Total
Officer	265	219	83%
Middle manager	1,367	1,165	85%
Rank and file	42,395	20,805	49%
TOTAL	44,027	22,189	50%

PERFORMANCE REVIEW BY GENDER			
2022	Total No. of Employees	Received Reviews	% to Total
Women	11,890	7,252	61%
Men	32,137	14,937	46%
TOTAL	44,027	22,189	50%

Performance reviews are an important mechanism to drive the achievement of business goals and strategic initiatives. Given agreed goals at the start of the year, the employee’s performance is rated objectively based on achievement of these goals by year-end. Also included in the review is an assessment of the employee’s strengths and areas for development, as well as developmental plans. For officers, middle managers and non-unionized rank and file employees, the performance rating becomes the basis for salary increases the following year. For unionized employees, salary increases are governed by their CBAs; nevertheless, some of them still undergo performance reviews.

While performance reviews are expected to be completed for all officers, middle managers, and non-unionized employees, the actual compliance rate is still below standard. Between women and men, a higher percentage of women undergo performance reviews. To facilitate the performance review process, San Miguel piloted the use SAP Success Factors as its platform for human capital management in 2018 and has progressively increased both the application modules activated and the organizational units migrated to the platform. The goal of HR is not only to attain a comprehensive coverage of performance reviews, but also to enhance its value as a motivational and developmental tool.

Moving forward, one of our imperative development tasks is to raise awareness and build capability for sustainability among our employees across the Group. We are working on a combination of internal and external programs to equip our employees in ESG, including setting up a knowledge platform to serve as a group-wide repository of ESG resources and data and launching employee engagement programs to instill an ESG mindset in our workforce.

### Diversity and Inclusion

In SMC's Human Resources Manual, Section 9 on Recruitment and Hiring, it is stated, *“All applicants are considered regardless of gender, civil status, religion or physical ability, provided that the minimum education requirement and competencies required by the position are fulfilled.”*

We are indeed an equal opportunity employer that hires based on the personal skills, knowledge, and capabilities of each candidate. The following standards of conduct, as codified in our Recruitment Policy, Company Rules and Regulations, and Employee Handbook, guide our hiring process:

- Respect for people: Recognize each other as individuals and commit to nurturing each other’s individual capabilities.
- Integrity: Conduct business in a manner, which is ethical, fair, and right, and in all reasonable circumstances, above reproach.
- Manpower selection and placement policy: Base selection process on merits and aptitudes

- Diversity and gender equality:
  - Adhere to Republic Act No. 6725, which protects against the discrimination of women with respect to the terms and conditions of their employment.
  - Observe the Anti-Discrimination Act of 2017, which protects employees from discrimination in all operations.
  - Do not consider age, gender, religious, ethnic affiliations as bases for prospective employment.
- We do not condone the use of child labor, nor do we practice forced or compulsory labor.

At SMC, we value gender diversity in the workplace. We believe that promoting gender inclusivity not only benefits our employees but also contributes to the success of our business. We know that a diverse workforce brings unique perspectives, experiences, and ideas to the table, leading to greater innovation, creativity, and problem-solving. That's why we have implemented policies and practices that uphold gender equality, such as offering equal opportunities for career development and advancement, providing equal pay for equal work, and fostering a safe and supportive environment that is free from discrimination or harassment. Consistent with this, we fully comply with the Safe Spaces Act (Republic Act No. 11313), which aims to protect individuals against sexual harassment. We stand firm in our commitment to promoting a workplace free from all forms of gender-based misconduct and where everyone feels respected, valued, and protected.

There were no reported incidents of discrimination within the Group during the reporting period.

We recruit and reward employees based on merit. We give opportunities to individuals, especially those belonging to our fence-line communities, regardless of their social status. While the Company has no formal hiring policy for ethnic minority groups, we actively support the programs of our subsidiaries for their respective communities.

For instance, Petron’s refinery in Bataan gives members of Aeta communities the opportunity to be employed at this facility through an apprenticeship program. A number of members of these communities have successfully finished the training program and been gainfully employed. This has inspired other members of the indigenous group to apply for similar apprenticeships.

NUMBER OF EMPLOYEES BY WORK LOCATION		
	2022	%
NCR	14,989	30%
Cavite	9,042	18%
North Luzon	7,892	16%
South Luzon	9,257	19%
Visayas	3,982	8%
Mindanao	4,846	10%
TOTAL EMPLOYEES	50,008	100%

The distribution of work location throughout the different regions of the Philippines generally reflects the Company’s size of business in these areas. We recognize the value of onsite presence in each region in terms of better understanding and quicker response to market developments, easier access to local suppliers and direct contribution to local employment. At all facilities and offices nationwide, local hiring is prioritized.

### Customer Welfare and Responsibility

Across the diverse business units of San Miguel, one of our priority responsibilities is to ensure the health and safety of our customers. This is a cornerstone upon which our brands have built their reputation and

gained the trust of consumers. The key elements of our customer welfare and responsibility program vary according to the nature of each business.

For SMFB, compliance with the regulations of the Food and Drug Administration (FDA) is primary. This includes obtaining a License to Operate for each production facility, Certificates of Product Registration, and compliance with mandatory labelling requirements such as product name, manufacturer's name and address, nutrition information, list of ingredients, allergen declaration, serving size, net content, lot/batch number, and manufacturing and expiration dates. If applicable, storage and handling conditions, and directions for use are indicated. Additional label markings such as vitamin fortification, *low-calorie*, *low-alcohol* or *no preservatives* are also validated and approved by FDA. Each business monitors new guidelines released periodically by the FDA and ensures that product development personnel are informed and trained in the required compliance measures.

Prior to releasing products to market, the company diligently conducts assessment of all ingredients used in product formulations, conducts sensory evaluation with respondents matching their target market, and establishes shelf life of each product. Standard parameters of all raw materials, finished goods and packaging are fully documented. Once in the market, samples from each production batch are retained in the manufacturing plant for reference in case of any product complaint that may arise.

For Food in particular, efforts are ongoing to improve the nutritional value of our products. Recent declarations have linked obesity and non-communicable diseases such as hypertension and diabetes to processed food. To address this concern, the Food Group has been working on ways to improve the nutritional quality of its products, including fortification with vitamins and minerals, reformulation to reduce sodium and preservatives, and the launch of plant-based food. The reformulation process is painstaking and iterative as it aims to achieve target nutritional values while preserving the taste that consumers are accustomed to.

The marketing of consumer goods is likewise subject to certain regulations, more so for alcoholic beverages. All the advertising materials released through media and on digital platforms comply with the requirements of Ad Standards Council, a self-regulating organization that aims to safeguard truth in advertising and give paramount consideration to the consumer's interest. This includes a one-second frame at the end of each commercial reminding the viewer to "Drink Responsibly." The same caution is present in all outdoor advertising and merchandising materials. Thus, we do our part not to promote excessive drinking but capitalize on brand equity to promote our products.

For our cement business, NCC follows Philippine National Standards (PNS) in labelling its products. This includes product classification, specification and application, trade name, trademark of the manufacturer, batch identification number, information on disposal of packaging which are in accordance with PNS 07:2018, PNS 63:2019 and PNS ASTM C91:2005.

For infrastructure, a Road Safety Audit Report is produced based on two components, data collection and data evaluation. The audited project, e.g., Skyway, NAIAX, SLEX, TPLEX, STAR Tollway, must abide by several laws and regulations, including those relating to the environment, public health, safety, municipal and provincial requirements, and internal performance standards. Laws that address process safety management, right-to-know issues, or environmental management are examples of governmental controls.

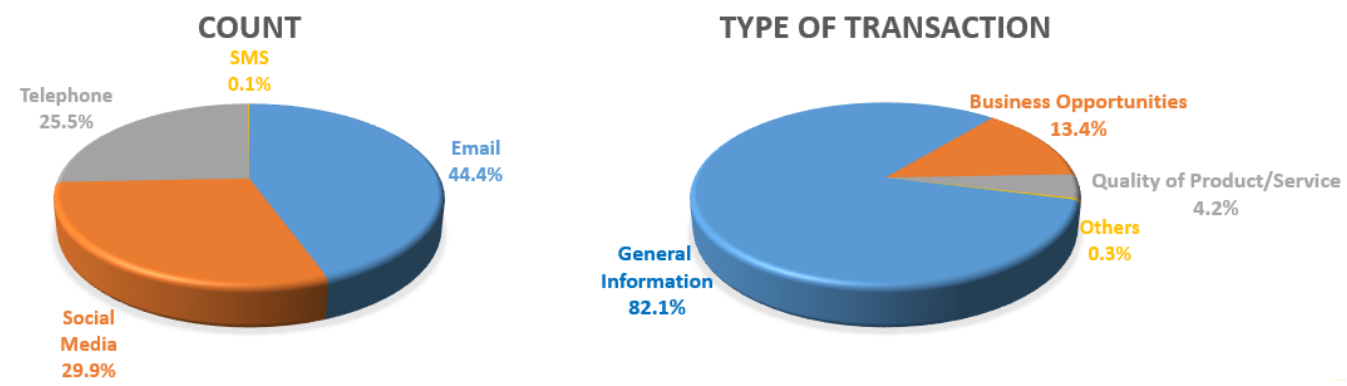
The organization and the Toll Regulatory Board (TRB) jointly inspect the tollways during an initial phase while driving a van equipped with a dashboard camera. TRB then reviews the video footage to assess

the requirements for signages, their proper placement and categorization, the presence of hazardous items, and other safety-related issues. Through these parameters and procedures, the organization can then ensure safer and more convenient road use for motorists.

The Company’s commitment to deliver quality products and services, and not cause any harm to people and the environment, is demonstrated by its ISO and Food Safety certifications, of which there were 134 installations with valid certificates as of the end of December 2022.

STANDARD	DESCRIPTION	BUSINESS UNITS COVERED	NO. OF CERTIFICATIONS
ISO 9001:2015	Quality Management Systems	SMFB, Packaging, Petron, Power, Infrastructure, Cement	58
ISO 14001:2015	Environmental Management Systems	SMFB, Petron, Power, Infrastructure, Cement	38
ISO 17025:2017	Requirements for the Competence of Testing and Calibration Laboratories	SMFB	1
ISO 22000:2018	Food Safety Management Systems	SMFB	1
FSSC 22000v5.1	Food Safety System Accreditation	SMFB	15
HACCP	Hazard Analysis Critical Control Points	SMFB	14
GMP	Standards for Good Manufacturing Practices	SMFB	15

Gathering and addressing product complaints is another essential element in ensuring customer welfare. The Company has a Customer Care Hotline +632 8632-2000 which is staffed by SMITS subsidiary, ProSync. We have a San Miguel Corporation Facebook page, various Facebook brand pages, company websites and email addresses through which customers and other individuals send in complaints, inquiries, and other feedback. ProSync sorts the information and sends these to the respective contact persons in charge of each business. We also employ social media monitoring tools to track any issues or posts mentioning San Miguel or our brands.



Customer complaints about food, in particular, are handled by Quality Assurance specialists following a standardized procedure, with the goal of resolving them within 24 hours. In addition to their technical knowledge about the products, the specialists are given soft skills training to listen, empathize, and properly interact with customers. An escalation protocol is defined should it be necessary to involve levels of management to settle issues. The organization appreciates that customer complaints and

feedback are opportunities to identify areas for improvement and further strengthen food safety controls in place.

## Community Engagement

At San Miguel, we do not see strategy and CSR as separate. Our overarching value, *malasakit*, is actionable and sustainable. At the heart of the relationship between our businesses and society is not just the charitable and philanthropic deeds that we do, but business activities that are aligned with social issues. From the roads and power plants we build to the food and drink we put on people’s tables, our projects support the basic needs of the Philippines as a developing economy.

The Company’s social development arm, San Miguel Foundation, was established in 1972, and in the 50 years since, the Foundation has run a wide range of projects and activities in areas such as environmental stewardship, community and livelihood development, housing, education, nutrition, health, and disaster relief.

San Miguel has always been a vital first responder in times of crisis and natural disasters. Over one billion pesos went toward housing the homeless following Typhoon Sendong in 2012 and Typhoon Yolanda in 2013. Since then, San Miguel has demonstrated the same quick response in the face of calamity, donating millions of pesos in relief goods and mobilizing to help communities get back on their feet. The most recent example of its CSR efforts was in full evidence during the pandemic. Between 2020 to 2022, San Miguel donated close to 530 million PhP in food donations, and almost a billion pesos in medical donations alone.

As a company that prides itself in being a contributor to national development on the macro level, San Miguel is present at the micro level through the Foundation. Like its parent, San Miguel Foundation has taken a problem-solving approach to address important social issues. Its key aims are closely aligned with the company’s social development agenda: lifting Filipinos out of poverty and strengthening community and national resilience.

Having deliberately moved away from the traditional philanthropic model of the last few decades, the foundation has tried to take a context-focused approach to corporate giving that has a greater chance of producing social benefits far exceeding those provided by individual donors or traditional foundations. In solving social problems, specifically in helping communities tackle barriers to participation and progress, the Foundation collaborates closely with government agencies, international and regional organizations, and other non-governmental actors.

A big part of our sustainability thinking is trying to understand society’s big problems, and how our businesses can play a part in solving them.

Our incubators for social change, San Miguel’s Better World sustainable communities make use of idle, abandoned, and vacant properties and repurpose them for community and civic uses such as green space, learning centers, and health care facilities. Most important, through committed, long-term community engagement, we are able to encourage greater civic capacity, and give the economically disadvantaged a voice in their community’s future.

Better World Tondo, San Miguel’s first community center, focuses on food waste, hunger, and improving learning outcomes. Member families are provided free meals and weekly groceries and after-school learning tutorials.

When public schools closed during the pandemic, our afterschool program run by the Foundation’s partner AHA Learning Center innovated to keep kids safe and engaged, expanding their hours and services to help children cope with the challenges of distance learning. AHA also provides its expertise

in social-emotional learning and trauma-informed care to help our students (and their parents) recover emotionally.

The impact of Covid-19 had acute effects on women, including a rise in gender-based violence amid lockdowns, women’s loss of economic security, and increased demands in the home that fall largely on women.

Designed to be a safe space for women and mothers in nearby communities—a place where they can share their stories and silent struggles and find the support they need—Better World Cubao H.E.R. (Health, Empowerment, Recovery) Center is the Foundation’s newest Better World initiative. San Miguel Foundation and AHA have developed a comprehensive approach to women’s overall health and well-being, empowering women to advocate for themselves and one another.

As we see it, each of San Miguel’s Better World initiatives helped build communities where values and citizenship, and participation matter—where people can hope for a better life and be self-propelled to seek it.

One of the keys to ending hunger and poverty in both rural and urban areas is to enhance linkages. Launched in February 2021 as a response to the disruption in supply chains, Better World Diliman serves as a ready marketplace for fruits and vegetables rescued by our partner Rural Rising.

As of June 2022, we have rescued 950,000 kg of produce and helped some 4,500 farmers throughout the Philippines. Apart from food rescue, Better World Diliman provides training and access to farming inputs and other resources to promote resiliency in the face of disruption and market shocks.

Another of San Miguel’s flagship community programs is SEED Sumilao through which we strive to promote the welfare of agricultural communities while helping ensure food security. Through a partnership with the School for Experiential and Entrepreneurial Development (SEED) Philippines, we hope to raise the next generation of farmers and agri-entrepreneurs. Farmers and farm workers are undervalued in our society, driving away many of those who might otherwise be attracted to agriculture. SEED Sumilao adopts a holistic approach to teaching through classroom instruction, hands-on learning, and enterprise development. Students take on a raft of courses that center around character development, enterprise management, communications, and farming technology. During the pandemic, the school’s focus shifted given the urgent need to strengthen local food production and create more resilient and reliable food systems.

Health is another major focus area for San Miguel. Through a network of community clinics, San Miguel continues to provide its host communities with better access to healthcare services. Every year, over 1,200 individuals benefit from healthcare services offered for free at San Miguel Brewery community clinics in Valenzuela, Pampanga, Davao and Cebu, San Miguel Mills’ community clinic in Batangas and the Petron Community Health Center in Pandacan and Bataan.

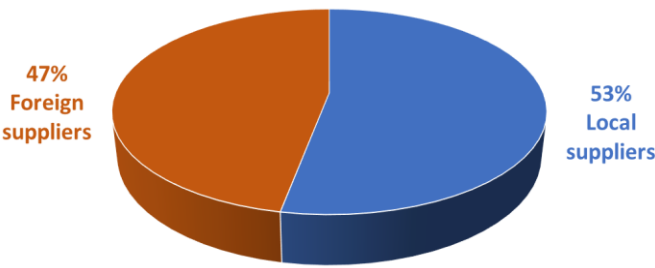
These clinics, though small in scale, provide specialist care, particularly for patients suffering from diabetes, tuberculosis, and other cardiovascular diseases. San Miguel, through the San Miguel Foundation, also runs regular medical missions and outreach programs in far-flung communities where basic healthcare services are wanting.

Another long-running, high-impact initiative of the Foundation is its First 1,000 Days project for mothers and babies, a health and nutrition intervention program starting from the mother’s conception up to the child’s second birthday. The program, spearheaded by San Miguel’s Food group, aims to address the wasting and stunting of Filipino children by focusing on an infant’s growth trajectory, providing nutritious food, promoting healthy routines and behaviors, and reducing health disparities among vulnerable children and families.

# Kasaganahan (Good for Progress)

## Sustainable Supply Chain

PROCUREMENT SPEND		
	2022	Unit
Procurement spend on local suppliers	200,498.63	Mn PhP
Procurement spend on foreign suppliers	176,372.23	Mn PhP
Total procurement spend	376,870.86	Mn PhP



It has been said that without the last UN SDG, SDG:17 Partnership for the Goals, achieving the other sixteen goals would be impossible. Forging transformative partnerships and collaborations is vital in unlocking the greatest possible impact from sustainability initiatives. It creates multiplier effects and even makes possible a systems-level reset—feats that can never be achieved by going at it alone.

In San Miguel, we strive to form positive alliances outside the four walls of our business, first within our ecosystem of suppliers. We regard our suppliers as partners in value creation and work with them in full trust and transparency. We believe that a genuine alliance with our suppliers will help us tackle industry-wide challenges, innovate, and test new technologies together, and overall find opportunities to improve lives.

To form a truly beneficial partnership, our suppliers and we help each other elevate our individual sustainability journeys by instituting initiatives that inculcate ethical and sustainable practices in our end-to-end supply chain.

### Supporting Local Businesses

As one of the Philippines’ largest and most diversified conglomerates, we have more than 100 major facilities all over the country and the Asia Pacific. As such, we need a steady and reliable supply of raw materials and services for our businesses to run optimally.

In 2022, we spent 53% of our total procurement budget on local businesses, representing 200.5 billion PhP in local spending. By sourcing locally, we hope to provide a big boon to the local economy, especially to our host communities and our fellow Filipinos. We intend to build capacity at the grassroots level and create more partner businesses that will grow and thrive with San Miguel. Lastly, by tapping local suppliers, we aim to help the environment through reduced emissions and energy usage by eliminating shipping and storage associated with importation.

### On Course for a Fully Ethical and Sustainable Supply Chain

To succeed in building a more sustainable supply chain, we have laid the groundwork for corporate governance in our procurement practices. We have established a group-wide Procurement Policy Manual that promotes the adoption of good governance principles among our suppliers and advances ethical principles throughout our supply chain.



Our Corporate Procurement Group centrally manages supplier accreditation for all our business units, except for Petron, which separately manages its supplier accreditation. Our supplier processes ensure superior quality, cost efficiency, and timeliness of delivery of materials and services to our various facilities.

More recently, in 2022, we took the opportunity to further embed ESG principles in our supply ecosystem by updating our Supplier Code of Conduct. The updated Code of Conduct underlines our strong commitment to doing business in an ethical, legal, and environmentally and socially responsible manner. It applies to all our suppliers, personnel, agents, subcontractors, and entities engaged by our businesses to provide goods and services.

Apart from addressing compliance with anti-bribery, anti-fraud, data privacy, and fair-trade standards, the Code of Conduct has enhanced sections on environmental, occupational health and safety, and labor practices.

On environmental practices, we ask our suppliers to continually look for ways to minimize consumption of energy and resources and the generation of GHG emissions and waste in their businesses. We also require them to comply with environmental laws and regulations applicable to their operations worldwide.

On occupational health and safety, we urge our suppliers to provide a safe and healthy working environment for all their employees that includes appropriate training, a system for reporting injury and illness, medical treatment for any injuries sustained at work, and clean and safe facilities. Furthermore, we mandate our suppliers to comply with all relevant local and national laws and regulations such as DOLE’s OSH requirements.

On labor practices, we expect our suppliers to treat their workers fairly and with respect and dignity. Our suppliers must comply with laws on forced labor, child labor, human trafficking and slavery, and minimum wage, among others. We also encourage our suppliers to exercise due diligence in selecting their own suppliers and subcontractors in order to ensure responsible sourcing throughout the supply chain.

The Supplier Code of Conduct is an important element of our supplier accreditation process. We ask our suppliers to study and agree to the Code of Conduct as a pre-requisite to registration. By virtue of this, no suppliers of SMC were identified as having a significant risk of incidents related to child labor or exposing young workers to hazardous working conditions in 2022.

Going forward, we will request our suppliers to fill out a sustainability checklist, which is a comprehensive questionnaire on social accountability and environmental management.

To read more about our Procurement Policy Manual and Supplier Code of Conduct, please visit SMC’s company website: <https://www.sanmiguel.com.ph>.

Achieving a fully ethical and sustainable supply chain is a journey and demands constant engagement with our suppliers. In 2022, we conducted an initial engagement with the top 20 suppliers of each business unit to survey their ESG performance, a total of 263 unique suppliers in all, accounting for 18% of spend. It is noteworthy that more than 52% of 188 respondents have external certifications such as ISO 14001: Environmental Management Systems.

In the coming years, we intend to do more. For 2023, we have set a target of over 500 suppliers (all top suppliers of SMC and accounting for over 50% of the total procurement spend) with whom we will have regular dialogues on ESG to help raise their sustainability performance for everyone’s collective benefit.

# Business Ethics and Compliance

San Miguel Corporation stands firm in its commitment to the highest standards of integrity, fairness, and honesty in all of its business affairs. Upholding these principles is not just a matter of good practice, but a fundamental pillar of the Company's success.

We believe that to build a truly sustainable enterprise, a culture of good governance must permeate throughout all levels of the organization. Thus, we have implemented policies and programs that promote ethical business practices. At the heart of our efforts is our Manual on Corporate Governance, which serves as a comprehensive guide to implementing and institutionalizing the principles of good governance throughout the entire San Miguel Group.

Pursuant to this, we also established a Corporate Governance Committee, which is responsible for overseeing the implementation of our corporate governance framework, ensuring that the policies and procedures remain relevant, and periodically evaluating the performance of the Board and executive management.

Our dedication to good governance is further evidenced by the requirement that the Board of Directors and key officers attend continuing training on corporate governance, including courses on developments in business and regulatory environments and emerging risks relevant to the Company. First-time Directors receive orientation on their duties and responsibilities, covering SEC-mandated topics on corporate governance, and an introduction to the Company's business, Articles of Incorporation, and Code of Business Conduct and Ethics.

Our Code of Ethics and Conduct reflects our unwavering commitment to ethical business practices, fair dealings, respect for trade secrets and confidential information, and the responsible use of Company funds and assets. Our Compliance Officer ensures that the Code of Ethics is properly disseminated to all directors, senior management, and employees. Furthermore, all employees are provided a copy of the SMC Employee Handbook and are required to acknowledge receipt of the same. By acknowledging, employees state that they understood its contents and commit themselves to comply with the items contained therein, including SMC's core purpose and values and the policies governing the Company's activities.

We also have policies in place to promote proper business conduct. Our Whistle-blowing Policy encourages our employees, suppliers, and other stakeholders to report any suspected wrongdoing within the organization. This policy protects informing employees and others from retribution or retaliation by ensuring confidentiality. All bona fide cases are investigated, and if necessary, audited. Critical concerns are communicated through the proper channels, and if they are related to anti-corruption, then they are referred to the Audit Committee of the Board.

We have a Conflict of Interest Policy that requires all directors, officers, and employees to disclose any potential conflicts of interest. The expectation is that employees' actions are made in the best interest of the Group.

Under our No Gifts Policy, we ask our employees not to accept personal favors or gifts from individuals or entities doing business with the Group, including in matters of hiring and awarding of contracts. Transactions with the government and regulators are done with the highest level of transparency to foster trust with our stakeholders.

Furthermore, we prioritize the protection of sensitive information through our Information Security Management System. By carefully classifying and managing information, we are able to protect data against theft, cyberattacks, and other forms of malicious activity. At the same time, we recognize the

importance of transparency and collaboration with our stakeholders, and we classify information as public to ensure that the right people have access to the right information.

At San Miguel, our dedication to good corporate governance is not just a matter of good practice - it is a fundamental pillar of our success. Our efforts to promote responsible and ethical business conduct, through our policies and training programs, serve as a testament to our commitment to excellence in all aspects of our business operations.

In 2022, there were zero reported incidents of corruption in the Group. Moreover, there were no legal actions regarding anti-competitive behavior and violations of antitrust and monopoly legislation that were pending or completed during the period.

Our Manual on Corporate Governance, Code of Ethics and Conduct, and other policies are found on the company website at <https://www.sanmiguel.com.ph>.

## Risk Management

Risk management in the current context no longer serves its sole purpose of avoiding risks; rather, it evolved to become a structure in decision making that maximizes opportunities to achieve business objectives while maintaining risks at acceptable levels for the company. We have been practicing risk management since the late 1990s but are on our way to formally adopting an Enterprise Risk Management (ERM) framework within 2023.

We have institutionalized the ERM process in SMC parent company with the assistance of SGV & Co. We collaborated with representatives from our different departments to ensure a holistic and cross-functional view of the exposures faced by the Group. We identified and prioritized critical business risks and developed risk strategies to manage or mitigate the occurrence and impact of the risks. We crafted comprehensive action plans to implement these strategies.

A Risk Management Executive Team, headed by a Chief Risk Officer, defines our risk priorities, aligns risk policies and strategies with our overall company plan, monitors the effectiveness of strategies, and reports the status of implementation of our action plans pertaining to risks.

As risks and opportunities emerge over time, we will make evaluations periodically to keep abreast of the exposures of the company and assure stakeholders that our management is fully updated on the potential threats surrounding the continuous operation of SMC.

A key exposure that presents significant risk to the continuity of our operations is climate change. Climate-related catastrophes—such as typhoons, droughts, and floods—may disrupt our operations and the delivery of our products and services. As such, we continue to develop initiatives to both mitigate and adapt to ongoing and possible impacts of climate change. Currently we are looking into how the guidelines of the TCFD can be incorporated into our current ERM structure.

Another potential risk is in the area of procuring goods and services. At San Miguel, we recognize the immense importance of procurement in our operations and the impact it can have on our business. Thus, we have established the Procurement Governance Group (PGG), which exercises guidance and oversight over procurement activities across San Miguel. The PGG is responsible for (1) reviewing existing procurement policies, guidelines and procedures, and establishing necessary and appropriate process improvements in collaboration with all functions concerned; (2) conducting compliance and operational audit on procurement transactions; and (3) identifying training programs for existing personnel to enhance their skills in all aspects of the purchasing activities. In addition, as part of our pre-emptive measures, procurement personnel are periodically rotated among different business units. This will not

only serve as a preventive measure, but also provide our staff with valuable developmental opportunities.

In today's rapidly evolving business landscape, we are committed to maintaining a robust risk management framework that enables us to seize opportunities and achieve our objectives. By keeping a keen eye on emerging risks, such as climate change, and taking pre-emptive measures to address them, we are ensuring the continuity of our operations and strengthening the trust of our stakeholders in our brand.

## Digital Transformation

We see digital transformation as a key driver of sustainable development, whether it is in automating and digitizing processes to improve productivity or in investing in new technologies and innovation that future proof our businesses.

We began streamlining our manual processes in 1995, which led to adopting integrated Enterprise Resource Planning systems for financial consolidation, treasury, sales and manufacturing operations. Since then, we have periodically updated our systems, taking into account our business continuity and disaster recovery plans and our information security governance. In doing so, we have operated more efficiently, reduced costs, and enhanced our competitiveness in the market.

Starting in 2018, we shifted our processes to a cloud platform. This has enabled us to increase our disaster recovery capabilities, reduce reliance on on-premise infrastructure, and improve energy efficiency.

We have also implemented several IT innovations throughout the years. These include automation through workflow approval and in launching various systems for management reporting, business controls, financial consolidation and reporting, and regulatory compliance.

To promote sustainable energy consumption, we procure only TCO Certified desktops, laptops, and printers. TCO Certified is the world's most comprehensive sustainability certification for IT products. Furthermore, we have undertaken initiatives to pursue consolidation of our servers through virtualization and having an energy-efficient data center. By adopting inverter-type technology for our cooling systems and modifying the DC rack design, we have reduced our power consumption by 30% and 15%, respectively. Our lower energy consumption decreased the carbon footprint from our data centers. Additionally, we ensure proper waste disposal of our IT assets and equipment in compliance with the DENR EMB's Hazardous Waste Management standards.

On IT governance, we have implemented robust governance protocols to ensure compliance with policies and guidelines, thereby promoting a digitally safe work environment. Information security and cybersecurity measures are comprehensively managed through an established framework that safeguards company assets and data.

There are many other examples of initiatives within the Group that aim to digitally transform our ways of doing business for the better.

- e-Commerce: We leverage online selling platforms to improve product accessibility. In 2022, we relaunched an online ordering system called San Miguel Mart as a mobile app and continued to utilize the country's top e-commerce sites to sell our products.
- Digital marketing: Our Food Division connects and interacts with our consumers through digital media in the form of ads, online baking demonstrations, live veterinary consultations and webinars. Their consistent release of relevant and engaging digital content has effectively drawn audiences to our social media platforms. To date, our Magnolia Chicken, Purefoods

Tender Juicy Hotdog and Home Foodie Facebook pages have more than one million followers. Meanwhile, our Spirits Division has also delivered innovative and engaging campaigns across all its brands, such as cocktail making videos that showcase the unique flavors and versatility of its products. Its flagship brand Ginebra San Miguel has garnered acclaim for its digital advertising campaigns, winning the Catholic Mass Media Award for Best Digital Ad for three straight years (from 2020 to 2022).

- **Technical leadership:** Our Beer and NAB Division employs state-of-the-art brewing technology. Our highly experienced brewmasters and quality assurance practitioners provide technical leadership and direction to continuously improve and maintain the highest standards in product quality. New products and variants are explored and attuned to the evolving consumer profile and preferences.
- **Innovative packaging:** Our Packaging group maintains advanced manufacturing facilities and best practices in packaging procedures. Its glass manufacturing facility in Cavite uses robotic technology in its glass forming processes as well as highly automated equipment for palletizing. Moreover, glass molds are produced using modern machining technologies to provide total mold and machine solutions at superior quality. The lithograph sheets used for metal crowns and lug caps utilize ultraviolet or UV printing technology to achieve long-lasting, more vibrant, and clearer labels of metal closures, while minimizing VOCs in the process. Finally, its plastic pallets and slatted plastic flooring for poultry houses have several designs that are tailored to meet the unique needs and preferences of customers.
- **Robotics:** We are among the pioneers of robotic palletizing system in the domestic feeds industry, which can perfectly stack 42 bags of feeds in just under five minutes; hence resulting in shorter cycle times, increased productivity and less wastage from torn bags. As of end-2022, six feed mills have robotic palletizers in place.

Data Privacy and Security

COMPLAINTS CONCERNING BREACHES OF CUSTOMER PRIVACY		
	2022	Unit
Complaints received from outside parties and substantiated by the organization	0	No.
Complaints from regulatory bodies	0	No.

LEAKS, THEFTS, OR LOSSES OF CUSTOMER DATA		
	2022	Unit
Identified leaks, thefts, or losses of customer data	0	No.

Our Data Privacy and Security Office (“DPSO”) was organized in 2017 to ensure the compliance of the Group to the Data Privacy Act of 2012. The DPSO primarily governs the efforts of all our business units in data privacy compliance and leads the Group in our data privacy initiatives.

DPSO is a unit under the Office of the President led by its Data Protection Officer (DPO). It works hand in hand with the SMC Compliance Officers for Privacy (COP) Council, composed of COPs of our corporate service units. The DPSO also oversees the compliance of our subsidiaries through the SMC DPO Council, which is composed of Data Protection Officers from our business units.

Compliance is monitored through the conduct of Privacy Sweeps, Onsite Visits and Privacy Impact Assessments, and regular monitoring of SMC and the businesses’ compliance to data privacy.

To build a culture of data privacy in the Group, DPSO conducts regular Data Privacy Awareness training for new employees and focused groups. SMITS subsidiary, ProSync, has been accredited as a training

institution for the DPO Ace Level 1 Program to train data protection practitioners of the Group as well as external participants.

San Miguel and its DPO were awarded in 2021 by the National Privacy Commission as the Personal Information Controller of the Year and DPO of the Year, respectively. In the same year, the SMC DPO Council was also a finalist under the category of Privacy Initiative of the Year.

Our DPSO and its DPO have been extending their activities including training, seminars and advisory, to affiliates and partners, as well as to the data privacy community. Our DPO is the president of the NPC Data Privacy Congress for 2023 and representative of the Retail and Manufacturing Sector in the Data Privacy Council.

We are committed to compliance with the Privacy Laws, fulfilling our accountability to data subjects, and observing ethics and governance in data protection. For 2022, there were no reported complaints concerning breaches of customer privacy and no identified leaks, thefts, or losses of customer data.

# Moving Forward Statement

During these last two and a half years of the pandemic, we opened our eyes to the impacts of human behavior on climate change and how our role as a leading Philippine corporation might improve Filipinos' lives. We know that our collective action will impact the energy sector, transport, manufacturing, and supply chains.

Recognizing SMC's impact areas and ESG issues is a starting point to harness our company's influence and size for good. In this Report, we have communicated our sustainability goals and targets to you for the first time, making ourselves accountable.

While our biggest challenges remain attaining our carbon-neutral goals, we have a long tradition of successful circular and even regenerative practices. We are developing a more detailed roadmap to arrive at these targets, allowing us to benchmark or measure where and how we need to take further action to achieve our targets. We are confident this will lead to even greater innovation and advancement of our goals.

We will need leadership, imagination, and courage to create a better world for future generations, and we will ensure that everyone in the over 50,000-strong San Miguel family is on board. Sustainability is all about embracing change, and we understand that the longer we wait to adopt sustainable practices, the narrower our choices become.

You can count on San Miguel to take an active role in solving social and environmental problems in a way that can deliver for us tangible and mutually reinforcing triple bottom-line results.

We look forward to reporting to you on our progress.

# Appendices

## Scope and Coverage of the Report

- Food and Beverage:
  - San Miguel Food and Beverage, Inc. (SMFBI)
  - San Miguel Brewery, Inc. (SMBI)
  - Ginebra San Miguel Inc. (GSMI)
  - San Miguel Foods, Inc. (SMFI)
  - The Purefoods-Hormel Company, Inc. (PHCI)
  - Magnolia Inc. (MI)
  - San Miguel Mills, Inc. (SMMI)
  - San Miguel Super Coffeemix Company, Inc. (SMSCCI)
  - Golden Bay Grain Terminal Corporation (GBGTC)
- Packaging:
  - San Miguel Yamamura Packaging Corporation (SMYPC)
  - Mindanao Corrugated Corporation (MINCORR)
- Fuel and Oil:
  - Petron Corporation (Petron)
- Energy:
  - San Miguel Global Power Holdings Corporation (SMGP)
- Infrastructure:
  - San Miguel Holdings Corporation (SMHC)
- Others:
  - San Miguel Properties Inc. (SMPI)
  - Northern Cement Corporation (NCC)
  - SMC Shipping and Lighterage Inc. (SMCSL)
  - SMC Asia Car Distributors Corporation (SMCACDC)
  - San Miguel Information Technology Services, Inc. (SMITS)
    - Process Synergy Inc. (ProSync)
  - San Miguel Integrated Logistics Services, Inc. (SMILSI) and affiliate companies

Notes:

\* A number of entities and operations are covered by the Company’s 2022 Annual Report that are not in scope of this Report, namely: (a) SMC’s international operations, (b) SMHC’s Aerocity project, (c) Eagle Cement Corporation, and (d) Bank of Commerce.

\*\* SMHC’s Aerocity project is not in scope, as the project is still in the very early stages of development. Nonetheless, the project’s ESG impacts are being governed by the International Finance Corporation according to internationally recognized standards.

\*\*\* Eagle Cement’s ESG data is not yet included in this report as its acquisition was completed at the end of 2022.

\*\*\*\* Bank of Commerce’s ESG data is not yet included in this report, being an affiliate of SMC whose performance is not consolidated with the Group.



# ESG Performance Indices

## ECONOMIC

ECONOMIC PERFORMANCE		
	2022	Unit
Direct economic value generated (revenues)	1,515,784	Mn PhP
Economic value distributed	1,455,529	Mn PhP
Operating costs (including payment to suppliers)	1,131,377	Mn PhP
Employee wages and benefits	45,090	Mn PhP
Payments to providers of capital (investors and shareholders)	103,033	Mn PhP
Payments to government (taxes)	175,388	Mn PhP
Community investments (expenses for CSR projects)	641	Mn PhP
ECONOMIC VALUE RETAINED	60,255	Mn PhP

## ENVIRONMENT

GHG EMISSIONS		
	2022	Unit
Scope 1 GHG emissions	17,485,337.68	MT CO <sub>2</sub> e
Scope 2 GHG emissions	728,258.25	MT CO <sub>2</sub> e
Emissions of ozone-depleting substances	Not yet being monitored	

GHG INTENSITY		
	2022	Unit
GHG emission intensity (Scope 1 & 2)	15.81	MT CO <sub>2</sub> e / Mn PhP

BIOGENIC CO2 EMISSIONS		
	2022	Unit
Biogenic CO2 emission (Scope 1)	84,957.13	MT CO <sub>2</sub> e
Biologically sequestered CO2 emission		

GHG REDUCTION		
	2022	Unit
Fuel reduction	3,861.21	MT CO <sub>2</sub> e
Electricity reduction	5,730.52	MT CO <sub>2</sub> e
Total GHG reduction	9,591.73	MT CO <sub>2</sub> e

NON-GHG EMISSIONS		
	2022	Unit
Nitrogen oxides (NOx)	11,616.77	MT
Sulfur oxides (SOx)	37,097.25	MT
Particulate matter (PM)	1,127.70	MT
Carbon monoxide (CO)	2,515.56	MT
Persistent organic pollutants (POPs)	Not yet being monitored	
Volatile organic compounds (VOCs)		

Hazardous air pollutants (HAPs)	
---------------------------------	--

ENERGY CONSUMPTION		
	2022	Unit
Energy consumption (renewable sources)	594,842.04	GJ
Energy consumption (non-renewable)	187,776,704.90	GJ
Energy consumption (electricity, heating, cooling, steam)	3,660,396.89	GJ
Self-generated energy which are not consumed	840,099.95	GJ
Sold Energy (electricity, heating, cooling, steam)	43,575,701.56	GJ
<b>TOTAL NET ENERGY CONSUMPTION</b>	<b>149,296,342.22</b>	<b>GJ</b>

ENERGY INTENSITY		
	2022	Unit
Energy intensity ratio for the organization	129.56	GJ/Mn PhP
Absolute energy consumption	149,296,342.21	GJ
Normalization factor	1,152,307.39	Mn PhP

OPERATIONAL SPENDING ON ENERGY		
	2022	Unit
% Operational spending on energy	38.26	%
Operational spending on energy	88,164.87	Mn PhP
Total operational spending	230,421.20	Mn PhP

GRID ELECTRICITY		
	2022	Unit
% Grid electricity	2.45	%
Purchased grid electricity consumption	3,660,396.89	GJ
Total energy consumption	149,296,342.22	GJ

REDUCTION IN ENERGY CONSUMPTION		
	2022	Unit
Fuel reduction	67,538.26	GJ
Electricity reduction	35,789.72	GJ
<b>TOTAL ENERGY REDUCTION</b>	<b>103,327.98</b>	<b>GJ</b>

WATER CONSUMPTION		
	2022	Unit
Water withdrawal	3,070,643.37	ML
Surface water	1,288.95 *	ML
Ground water	25,467.74	ML
Sea water	2,978,058.93	ML
Rainwater	474.57	ML
Produced water	206.30	ML
Third-party water	65,146.88	ML
Water discharged	3,054,601.11	ML
Discharged as treated wastewater	2,992,631.5941	ML
Sold as clean water	61,969.70	ML

Stored water	(5.50)	ML
<b>TOTAL WATER CONSUMPTION</b>	<b>16,036.75</b>	<b>ML</b>
Water recycled and reused	1,457.40	ML
% Water recycled and reused	1.57	%

\*Excludes fresh water passing through Angat Hydro Power Plant, which is utilized by the plant for electricity generation. This water is not under SMC’s control and does not undergo any processing. Rather, the power plant converts the potential energy of the water into electrical energy. The water is primarily discharged as domestic water supply to MWSS and irrigation water supply to the National Irrigation Administration.

WATER WITHDRAWAL FROM AREAS WITH WATER STRESS		
	<b>2022</b>	<b>Unit</b>
<b>TOTAL WATER WITHDRAWAL</b>	<b>2,730,882.01</b>	<b>ML</b>
Surface water	985.94	ML
Ground water	22,447.55	ML
Sea water	2,641,733.26	ML
Rainwater	469.88	ML
Produced water	206.29	ML
Third-party water	65,039.08	ML

WATER DISCHARGE BY DESTINATION		
	<b>2022</b>	<b>Unit</b>
<b>TOTAL WATER DISCHARGE</b>	<b>3,054,601.11</b>	<b>ML</b>
Surface water	7,706.27	ML
Ground water	694.45	ML
Sea water	2,983,311.29	ML
Third-party water	62,889.10	ML
Total water discharge to areas with water stress	2,716,591.85	ML

WATER DISCHARGES		
	<b>2022</b>	<b>Unit</b>
Total volume of water discharges	3,054,601.11	ML
% Wastewater recycled	1.57	%

NON-COMPLIANCE WITH WATER-RELATED LAWS AND REGULATIONS		
	<b>2022</b>	<b>Unit</b>
Total monetary fines for non-compliance	384,000.00	PhP
Incidents for non-compliance (monetary & non-monetary)	13	No.

MATERIALS USED		
	<b>2022</b>	<b>Unit</b>
Renewable materials used	5,383,035.14	MT
Non-renewable materials used	10,292,968.74	MT
<b>TOTAL MATERIALS USED</b>	<b>15,676,003.87</b>	<b>MT</b>
% Renewable materials used	34.34	%
Recycled materials used	442,526.92	MT
% Recycled materials used	2.82	%

COAL ASH MANAGEMENT		
	2022	Unit
<b>TOTAL COAL COMBUSTION RESIDUALS (CCR) GENERATED</b>	<b>566,641.30</b>	<b>MT</b>
Weight of CCR that was reused or reclaimed	29.68	MT
Weight of CCR recycled (through treatment or processing)	1,655.26	MT
Weight of CCR sent externally for further recycling	290,797.86	MT
% of CCR recycled	51.62	%

SOLID WASTE MANAGEMENT (EXCLUDING COAL ASH)		
	2022	Unit
<b>TOTAL SOLID WASTE GENERATED</b>	<b>330,553.20</b>	<b>MT</b>
Reused	1,487.57	MT
Recycled	273,076.70	MT
Other recovery operations	24,055.73	MT
Incineration (with energy recovery)	170.50	MT
Incineration (without energy recovery)	6.30	MT
Landfilling	21,194.31	MT
Other disposal operations	10,562.09	MT

SOLID WASTE GENERATED (EXCLUDING COAL ASH)		
	2022	Unit
<b>TOTAL SOLID WASTE GENERATED</b>	<b>330,553.20</b>	<b>MT</b>
Residual, mixed	10,228.68	MT
Biodegradable, mixed	5,999.42	MT
Ferrous metal	6,476.74	MT
Aluminum	1,243.73	MT
Plastic	4,896.81	MT
Wood	1,715.42	MT
Paper and cartons	7,574.06	MT
Glass, cullets, jars	89,983.89	MT
Tires	176.96	MT
Sacks	2,228.03	MT
Mortalities	260.58	MT
Feathers, blood, offals	4,650.23	MT
Spent grains, spent yeast	165,220.74	MT
Inorganic sediment, eggshell, filter aid	11,696.26	MT
Organic sludge, scum	18,201.65	MT
Concrete debris	-	MT

SOLID WASTE DIVERTED FROM DISPOSAL		
	2022	Unit
<b>TOTAL SOLID WASTE DIVERTED FROM DISPOSAL</b>	<b>298,620.00</b>	<b>MT</b>
Residual, mixed	265.32	MT
Biodegradable, mixed	1,319.76	MT
Ferrous metal	5,912.86	MT
Aluminum	1,239.72	MT
Plastic	4,745.14	MT
Wood	1,626.70	MT
Paper and cartons	7,142.65	MT

Glass, cullets, jars	89,983.34	MT
Tires	148.96	MT
Sacks	2,202.21	MT
Mortalities	205.60	MT
Feathers, blood, offals	4,623.29	MT
Spent grains, spent yeast	165,216.64	MT
Inorganic sediment, eggshell, filter aid	886.78	MT
Organic sludge, scum	13,101.02	MT
Concrete debris	-	MT

SOLID WASTE DISPOSED		
	2022	Unit
<b>TOTAL SOLID WASTE DISPOSED</b>	<b>31,933.20</b>	<b>MT</b>
Residual, mixed	9,963.36	MT
Biodegradable, mixed	4,679.66	MT
Ferrous metal	563.88	MT
Aluminum	4.01	MT
Plastic	151.68	MT
Wood	88.72	MT
Paper and cartons	431.42	MT
Glass, cullets, jars	0.55	MT
Tires	28.01	MT
Sacks	25.82	MT
Mortalities	54.98	MT
Feathers, blood, offals	26.93	MT
Spent grains, spent yeast	4.10	MT
Inorganic sediment, eggshell, filter aid	10,809.48	MT
Organic sludge, scum	5,100.63	MT
Concrete debris	-	MT

HAZARDOUS WASTE MANAGEMENT		
	2022	Unit
Total hazardous waste generated	9,552.91	MT
Total hazardous waste transported	8,855.71	MT

HAZARDOUS WASTE GENERATED		
	2022	Unit
<b>TOTAL HAZARDOUS WASTE GENERATED</b>	<b>9,552.91</b>	<b>MT</b>
A-Cyanide waste	1.45	MT
B-Acid waste	29.11	MT
C-Alkali waste	26.48	MT
D405-Chromium waste	3.02	MT
D406-Lead compounds	94.09	MT
D407-Mercury and compounds	16.07	MT
D-Other inorganic chemicals	10.41	MT
E-Reactive chemical waste	2,745.98	MT
F-Inks/Dyes/Resins/Organic sludge	288.79	MT
G-Waste organic solvents	227.94	MT
H-Organic waste	127.13	MT

I-Used oil and sludge	5,585.53	MT
J-Containers	282.45	MT
K-Stabilized wastes	-	MT
L-Organic chemicals	0.03	MT
M501-Infectious waste	2.99	MT
M502-Asbestos waste	0.00	MT
M503-Pharma and drugs	0.11	MT
M504-Pesticide	-	MT
M505-POPS	-	MT
M506-WEEE	111.34	MT

HAZARDOUS WASTE TRANSPORTED		
	2022	Unit
<b>TOTAL HAZARDOUS WASTE TRANSPORTED</b>	<b>8,855.71</b>	<b>MT</b>
Reused	113.89	MT
Recycled	2,548.14	MT
Other recovery operations	540.84	MT
Incineration (with energy recovery)	201.61	MT
Incineration (without energy recovery)	224.40	MT
Landfilling	60.75	MT
Other disposal operations	5,166.09	MT

HAZARDOUS WASTE DIVERTED FROM DISPOSAL		
	2022	Unit
<b>TOTAL HAZARDOUS WASTE DIVERTED FROM DISPOSAL</b>	<b>3,202.86</b>	<b>MT</b>
A-Cyanide waste	-	MT
B-Acid waste	-	MT
C-Alkali waste	-	MT
D405-Chromium waste	0.33	MT
D406-Lead compound	20.53	MT
D407-Mercury and compound	1.24	MT
D-Other inorganic chemicals	6.16	MT
E-Reactive chemical waste	0.15	MT
F-Inks/Dyes/Resins/Organic sludge	62.14	MT
G-Waste organic solvents	145.14	MT
H-Organic waste	1.54	MT
I-Used oil and sludge	2,731.37	MT
J-Containers	221.17	MT
K-Stabilized waste	-	MT
L-Organic chemicals	-	MT
M501-Infectious waste	-	MT
M502-Asbestos waste	-	MT
M503-Pharma and drugs	-	MT
M504-Pesticide	-	MT
M505-POPS	-	MT
M506-WEEE	13.10	MT

HAZARDOUS WASTE DISPOSED		
	2022	Unit
<b>TOTAL HAZARDOUS WASTE DISPOSED</b>	<b>5,652.86</b>	<b>MT</b>
A-Cyanide waste	1.34	MT
B-Acid waste	15.01	MT
C-Alkali waste	16.31	MT
D405-Chromium waste	0.78	MT
D406-Lead compounds	60.48	MT
D407-Mercury and compounds	8.49	MT
D-Other inorganic chemicals	0.42	MT
E-Reactive chemical wastes	668.02	MT
F-Inks/Dyes/Resins/Organic sludge	80.66	MT
G-Waste organic solvents	8.80	MT
H-Organic waste	78.82	MT
I-Used oil and sludge	4,691.00	MT
J-Containers	4.31	MT
K-Stabilized waste	-	MT
L-Organic chemicals	-	MT
M501-Infectious waste	2.00	MT
M502-Asbestos waste	-	MT
M503-Pharma and drugs	0.01	MT
M504-Pesticide	-	MT
M505-POPS	-	MT
M506-WEEE	16.40	MT

ECOSYSTEM AND BIODIVERSITY		
	2022	Unit
Operational sites owned, leased, managed in, or adjacent to protected areas and areas of high biodiversity value outside of protected areas	6	No.
Habitats protected or restored	112.74	Ha.
IUCN red list species and national conservation list species with habitats in areas affected by operations	14	No.

### SOCIAL

All employee-related data exclude those of SMC personnel working in foreign operations and in subsidiaries not covered in this Report.

NUMBER OF EMPLOYEES BY POSITION			
	2022	% to Total Employees	% to Regular Employees
Regular employees	44,027	88%	100%
Officer	265	1%	1%
Middle manager	1,367	3%	3%
Rank and file	42,395	85%	96%
Consultants	182	0.4%	
Project-based employees	5,799	12%	
<b>TOTAL EMPLOYEES</b>	<b>50,008</b>	<b>100%</b>	

NUMBER OF EMPLOYEES BY AGE		
	2022	%
Under 30 years old	18,559	37%
Between 30 and 50 years old	27,504	55%
Over 50 years old	3,945	8%
<b>TOTAL EMPLOYEES</b>	<b>50,008</b>	<b>100%</b>

NUMBER OF EMPLOYEES BY GENDER		
	2022	%
Women	13,582	27%
Men	36,426	73%
<b>TOTAL EMPLOYEES</b>	<b>50,008</b>	<b>100%</b>

NUMBER OF EMPLOYEES BY WORK LOCATION		
	2022	%
NCR	14,989	30%
Cavite	9,042	18%
North Luzon	7,892	16%
South Luzon	9,257	19%
Visayas	3,982	8%
Mindanao	4,846	10%
<b>TOTAL EMPLOYEES</b>	<b>50,008</b>	<b>100%</b>

TRAINING HOURS BY JOB CATEGORY		
	Total Hours	Ave. Hours / Head
Officer	4,979	23
Middle manager	35,105	29
Rank and file	553,279	13
<b>TOTAL</b>	<b>593,363</b>	<b>14</b>

TRAINING HOURS BY GENDER		
	Total Hours	Ave. Hours / Head
Women	163,381	13
Men	429,982	14
<b>TOTAL</b>	<b>593,363</b>	<b>14</b>

PERFORMANCE REVIEW BY JOB CATEGORY			
2022	Total No. of Employees	Received Reviews	% to Total
Officer	265	219	83%
Middle manager	1,367	1,165	85%
Rank and file	42,395	20,805	49%
<b>TOTAL</b>	<b>44,027</b>	<b>22,189</b>	<b>50%</b>



PERFORMANCE REVIEW BY GENDER			
2022	Total No. of Employees	Received Reviews	% to Total
Women	11,890	7,252	61%
Men	32,137	14,937	46%
<b>TOTAL</b>	<b>44,027</b>	<b>22,189</b>	<b>50%</b>

SECURITY PERSONNEL TRAINED IN HUMAN RIGHTS POLICIES AND PROCEDURES*		
	2022	Unit
Total number of security personnel	3,224	No.
Security personnel trained in human rights	2,341	No.
% Security personnel trained	73%	%

\*All security personnel are third-party contracted.

COLLECTIVE BARGAINING AGREEMENTS (CBAs)		
	2022	Unit
Active CBAs	34	No.
Total members	5,837	No.

EMPLOYEES COVERED BY OCCUPATIONAL SAFETY AND HEALTH (OSH) MANAGEMENT SYSTEM		
	2022	Unit
Employees covered by an OSH management system	45,797	No.
Employees covered by an OSH management system that have been internally audited	19,468	No.
Employees covered by an OSH management system that have been externally audited	16,816	No.

WORK-RELATED INJURIES		
	2022	Unit
Fatalities as a result of work-related injuries	2	No.
% Fatalities as a result of work-related injuries	0.004%	%
High-consequence work-related injuries	44	No.
% High-consequence work-related injuries	0.1%	%
Recordable work-related injuries	593	No.
Total employee hours worked	99,908,405	Hours

WORK-RELATED ILL HEALTH		
	2022	Unit
Fatalities as a result of work-related ill-health	-	No.
% Fatalities as a result of work-related ill-health	0%	%
Recordable work-related ill-health	1,454	No.
% Recordable work-related ill-health	3%	%

AVAILMENT OF PARENTAL LEAVES		
2022	Count	%
Women	954	7%
Men	2,917	9%

PRODUCT AND SERVICE INFORMATION AND LABELLING		
	2022	Unit
% Significant product or service categories covered by and assessed for compliance with requirements for product and service information and labelling	100	%
Total incidents of non-compliance with regulations and/or voluntary codes concerning product and service information and labeling	5	No.
Incidents of non-compliance with regulations resulting in a fine or penalty	0	No.
Incidents of non-compliance with regulations resulting in a warning	5	No.
Incidents of non-compliance with voluntary codes	0	No.

INCIDENTS OF NON-COMPLIANCE WITH PRODUCT LABELLING, RESULTING IN A WARNING	
2022	
1. Moccona Coffee Specialty Mixes – Use of a heart logo in the label was disallowed by the FDA because it implies a health claim. Product was imported from Malaysia where such logo was permitted.	
2. Star Margarine Sweet Blend (30g) – Use of the product descriptor "Margarine" was disallowed due to the fat content being below the 80% minimum for margarine.	
3. Bongga Carne Norte Hot and Spicy – Cited for use of old labels not declaring new ingredients. Business requested permission to deplete labels inventory as there were no food safety risks associated with the new ingredients.	
4. Bongga Carne Norte and Purefoods Chicken in Broth – Cited for wrong use of dietary reference. Business advanced implementation of the 2015 Philippine Dietary Reference Intake (PDRI) while the FDA is still using the 2012 Recommended Energy and Nutrient Intake (RENI).	

MARKETING COMMUNICATIONS		
	2022	Unit
Incidents of non-compliance with regulations concerning marketing communications resulting in a fine or penalty	0	No.
Incidents of non-compliance with regulations concerning marketing communications resulting in a warning	0	No.
Incidents of non-compliance with voluntary codes	0	No.

PRODUCT SAFETY-RELATED RECALLS		
	2022	Unit
Total product safety-related recalls, including:	0	No.
Voluntary recalls	0	No.
Involuntary recalls	0	No.

EMERGING MATERIALS AND CHEMICALS OF CONCERNS	
2022	
Ethylene Oxide (EtO) was recently the subject of a product recall in Europe. Among other uses, it may be a fumigant in agricultural products, specifically for spices. While EtO is banned in the European Union, other countries such as the United States, have defined maximum residue limits. It is currently not a regulated substance in the Philippines, but the Company has reached out to suppliers of materials at risk to inform us of steps taken to ensure compliance with maximum residue limits or to eliminate said substance.	

FOOD SAFETY		
	2022	Unit
Total notices of violation received that substantiate a violation of advisory and administrative code(s), statute(s), or other requirement(s) related to food safety	0	No.
% Notices of violations received related to food safety that was corrected.	0	%
Notices of violations corrected	0	No.
Total notices of violation received	0	No.

LOCAL COMMUNITY ENGAGEMENTS			
Program	Project	2022	Unit
Education	Scholarships	2,844	Students
	Short-term courses	25	Students
	Brigada Eskwela	88,800	Students
		120	Schools
Health	Community clinics	1,284	Patients
		11,359	Consultations
		8	Clinics
	Feeding	76,962	Meals
	1,000 Days project	340	Patients
	Medical missions	9,000	Patients
		9	Areas
		200	Hygiene Kits / Person
Enterprise	Livelihood assistance	74	Persons
		6	Areas
		11	People's Organizations
Housing	Housing and water provision	280,359	Houses
Infrastructure	Road access	19,644,794	Vehicles / Motorists
Arts and culture	Showcase	11	Artists
Environmental	Restoration & conservation	58	Sites
	Coral rescue program	100	Square Meters
		25	Species
		25	Kilo Biomass
Better World Tondo	Membership services	1,800	Persons
		365	Families
		194	Students
Better World Cubao	Membership services	665	Women
Better World Diliman	Farmer's produce program	4,500	Farmers

GOVERNANCE

PROCUREMENT SPEND		
	2022	Unit
Procurement spend on local suppliers*	200,498.63	Mn PhP
Procurement Spend on foreign suppliers	176,372.23	Mn PhP
Total procurement spend	376,870.86	Mn PhP
% Spend on local suppliers	53%	%

% Spend on foreign suppliers	47%	%
------------------------------	-----	---

\*A local supplier is a business whose address is in the Philippines.

NUMBER OF SUPPLIERS BY CLASSIFICATION		
	2022	Unit
Tier 1 suppliers	263	No.
Non-Tier 1 suppliers	6,184	No.
<b>TOTAL SUPPLIERS</b>	<b>6,447</b>	<b>No.</b>

NUMBER OF SUPPLIERS BY LOCATION		
	2022	Unit
Local suppliers	5,852	No.
Foreign suppliers	595	No.
<b>TOTAL SUPPLIERS</b>	<b>6,447</b>	<b>No.</b>

COMMUNICATION OF ANTI-CORRUPTION POLICIES AND PROCEDURES		
	2022	Unit
% Directors to whom the organization’s anti-corruption policies and procedures have been cascaded	100	%
% Officers to whom the organization’s anti-corruption policies and procedures have been cascaded	100	%

COMPLAINTS CONCERNING BREACHES OF CUSTOMER PRIVACY		
	2022	Unit
Complaints received from outside parties and substantiated by the organization	0	No.
Complaints from regulatory bodies	0	No.

LEAKS, THEFTS, OR LOSSES OF CUSTOMER DATA		
	2022	Unit
Identified leaks, thefts, or losses of customer data	0	No.

# Materiality Indices

## GRI Content Index

Disclosure		Page no.
GRI 2: General Disclosures 2021		
2-1	Organization detail	3; 6 – 12;
2-2	Entities included in the organization’s sustainability reporting	2; 59;
2-3	Reporting period, frequency and contact point	2;
2-4	Restatement of information	3;
2-5	External assurance	20;
2-6	Activities, value chain and other business relationship	6 – 11;
2-7	Employees	40 – 41; 66 – 67;
2-8	Workers who are not employees	40 – 41; 66 – 67;
2-9	Governance structure and composition	21; The composition of the highest governance body is disclosed in the SMC Integrated Annual Corporate Governance Report and in the SMC Annual Report found in the company website <a href="https://www.sanmiguel.com.ph">https://www.sanmiguel.com.ph</a>
2-10	Nomination and selection of the highest governance body	21; The nomination and selection of the highest governance body are disclosed in the SMC Integrated Annual Corporate Governance Report and in the SMC Annual Report found in the company website <a href="https://www.sanmiguel.com.ph">https://www.sanmiguel.com.ph</a>
2-11	Chair of the highest governance body	21; The chair of the highest governance body is disclosed in the SMC Integrated Annual Corporate Governance Report and, in the SMC, Annual Report found in the company website <a href="https://www.sanmiguel.com.ph">https://www.sanmiguel.com.ph</a>
2-12	Role of the highest governance body in overseeing the management of impacts	13 – 16; 21;
2-13	Delegation of responsibility for managing impacts	21;
2-14	Role of the highest governance body in sustainability reporting	21;
2-15	Conflicts of interest	53;
2-16	Communication of critical concerns	13 – 16; 42 – 43; 53;
2-17	Collective knowledge of the highest governance body	The profiles of the directors are disclosed in the SMC Integrated

		Annual Corporate Governance Report and in the SMC Annual Report found in the company website <a href="https://www.sanmiguel.com.ph">https://www.sanmiguel.com.ph</a>
2-18	Evaluation of the performance of the highest governance body	Evaluation of the performance of the highest governance body is disclosed in the SMC Integrated Annual Corporate Governance Report and in the SMC Annual Report found in the company website <a href="https://www.sanmiguel.com.ph">https://www.sanmiguel.com.ph</a>
2-19	Remuneration policies	Remuneration policies of the highest governance body and officers are disclosed in the SMC Integrated Annual Corporate Governance Report in the company website <a href="https://www.sanmiguel.com.ph">https://www.sanmiguel.com.ph</a>
2-20	Process to determine remuneration	Process to determine remuneration is disclosed in the SMC Integrated Annual Corporate Governance Report in the company website <a href="https://www.sanmiguel.com.ph">https://www.sanmiguel.com.ph</a>
2-21	Annual total compensation ratio	SMC regards individual employee salaries as highly confidential data; Thus, SMC cannot disclose said information and any related information in the Sustainability Report.
2-22	Statement on sustainable development strategy	23 – 28;
2-23	Policy commitments	45 – 46; 53 – 54;
2-24	Embedding policy commitments	45 – 46; 51 – 54;
2-25	Processes to remediate negative impacts	15; 41 – 42; 53 – 54;
2-26	Mechanisms for seeking advice and raising concerns	15; 41 – 42; 53 – 54;
2-27	Compliance with laws and regulations	13 – 14; 41 – 43; 46 -48; 53 -54; 56 – 57; 62; 69 – 70;
2-28	Membership associations	79;
2-29	Approach to stakeholder engagement	13 – 16;
2-30	Collective bargaining agreements	41 – 42; 68;
GRI 3: Material Topics 2021		

3-1	Process to determine material topics	17 – 20;
3-2	List of material topics	17 – 20;
3-3	Management of material topics	17 – 20; 29 – 57;

Disclosure		Page no.
GRI 201: Economic Performance 2016		
201-1	Direct economic value generated and distributed	22; 60;
201-2	Financial implications and other risks and opportunities due to climate change	29 – 39; 54 – 55;
201-3	Defined benefit plan obligations and other retirement plans	This is disclosed in the SMC FY 2022 17-A found in the company website <a href="https://www.sanmiguel.com.ph">https://www.sanmiguel.com.ph</a>
201-4	Financial assistance received from government	This is disclosed in the SMC FY 2022 17-A found in the company website <a href="https://www.sanmiguel.com.ph">https://www.sanmiguel.com.ph</a>
GRI 203: Indirect Economic Impacts 2016		
203-1	Infrastructure investments and services supported	9 – 10; 29 – 35;
203-2	Significant indirect economic impacts	4 – 5; 6 – 11; 22; 41 – 52; 60; 70;
GRI 204: Procurement Practices 2016		
204-1	Proportion of spending on local suppliers	51; 70 – 71;
GRI 205: Anti-corruption 2016		
205-1	Operations assessed for risks related to corruption	53 – 54;
205-2	Communication and training about anti-corruption policies and procedures	53 – 54; 71;
205-3	Confirmed incidents of corruption and action taken	53 – 54;
GRI 206: Anti-competitive Behavior 2016		
206-1	Legal actions for anti-competitive behavior, anti-trust, and monopoly practices	53 – 54;
GRI 207: Tax 2019		
207-1	Approach to tax	This is disclosed in the SMC FY 2022 17-A found in the company website <a href="https://www.sanmiguel.com.ph">https://www.sanmiguel.com.ph</a>
207-2	Tax governance, control, and risk management	This is disclosed in the SMC FY 2022 17-A found in the company website <a href="https://www.sanmiguel.com.ph">https://www.sanmiguel.com.ph</a>
207-3	Stakeholder engagement and management of concerns related to tax	11; 63; This is also disclosed in the SMC FY 2022 17-A found in the company website <a href="https://www.sanmiguel.com.ph">https://www.sanmiguel.com.ph</a>
207-4	Country-by-country reporting	This is disclosed in the SMC FY 2022 17-A found in the company website <a href="https://www.sanmiguel.com.ph">https://www.sanmiguel.com.ph</a>

Disclosure		Page no.
GRI 301: Materials 2016		
301-1	Materials used by weight or volume	36; 62 – 66;
301-2	Recycled input materials used	36; 62 – 66;
GRI 302: Energy 2016		
302-1	Energy consumption within the organization	33 – 34; 61;
302-2	Energy consumption outside the organization	33 – 34;
302-3	Energy intensity	33 – 34; 61;
302-4	Reduction of energy consumption	33 – 34; 61;
GRI 303: Water and Effluents 2018		
303-1	Interaction with water as a shared resource	34 – 35; 61 – 62;
303-2	Management of water discharge-related impacts	34 – 35; 61 – 62;
303-3	Water withdrawal	34 – 35; 61 – 62;
303-4	Water discharge	34 – 35; 61 – 62;
303-5	Water consumption	34 – 35; 61 – 62;
GRI 304: Biodiversity 2016		
304-1	Operational sites owned, leased, managed in, or adjacent to, protected areas and areas of high biodiversity value outside protected areas	38 – 39; 66;
304-2	Significant impacts of activities, products, and services on biodiversity	38 – 39; 66;
304-3	Habitats protected or restored	38 – 39; 66;
304-4	IUCN Red List species and national conservation list species with habitats in areas affected by operations	38 – 39; 66;
GRI 305: Emissions 2016		
305-1	Direct (Scope 1) emissions	60;
305-2	Indirect (Scope 2) emissions	60;
305-4	GHG emission intensity	29 – 32; 60;
305-5	Reduction in GHG emissions	29 – 32; 60;
305-6	Emission of Ozone Depleting Substance (ODS)	60;
305-7	Nitrogen oxides (NOX), sulfur oxides (SOX), and other significant air emissions	32 – 33; 60 – 61;
GRI 306: Waste 2020		
306-1	Waste generation and significant waste-related impact	35 – 37; 63 – 66;
306-2	Management of significant waste-related impacts	35 – 37; 63 – 66;
306-3	Waste generated	35 – 37; 63 – 66;
306-4	Waste diverted from landfill	35 – 37; 63 – 66;
306-5	Waste directed to landfill	35 – 37; 63 – 66;

Disclosure		Page no.
GRI 401: Employment 2016		
401-1	New employee hires and employee turnover	41;
401-3	Parental leave	68;
GRI 403: Occupational Health and Safety 2016		
403-1	Occupational health and safety management system	42 – 43; 68;
403-2	Hazard identification, risk assessment and incident investigation	42 – 43; 68;
403-3	Occupational health services	42 – 43;
403-4	Worker participation, consultation and communication on occupational health and safety	42 – 43;
403-5	Worker training on occupational health and safety	42 – 43;
403-6	Promotion of worker health	42 – 43;



403-7	Worker training on occupational health and safety	42 – 43;
403-8	Workers covered by an occupational health and safety management system	42 – 43; 68;
403-9	Work-related injuries	42 – 43; 68;
403-10	Work-related ill health	42 – 43; 68;
GRI 404: Training and Education 2016		
404-1	Average hours of training per year per employee	43 – 44; 67;
404-2	Programs for upgrading employee skills and transition assistance programs	43 – 44;
404-3	Percentage of employees receiving regular performance and career development reviews	45; 67 – 68;
GRI 405: Diversity and Equal Opportunity 2016		
405-1	Diversity of governance bodies and employees	45 – 46; 67; Diversity of governance bodies is disclosed in the SMC Integrated Annual Corporate Governance Report and in the SMC Annual Report found in the company website <a href="https://www.sanmiguel.com.ph">https://www.sanmiguel.com.ph</a>
GRI 406: Non-discrimination 2016		
406-1	Incidents of discrimination and corrective actions taken	45 – 46;
GRI 408: Child Labor 2016		
408-1	Operations and suppliers at significant risk for incidents of child labor	51 – 52;
GRI 410: Security Practices 2016		
410-1	Security personnel trained in human rights policies or procedures	68;
GRI 411: Rights of Indigenous People 2016		
411-1	Incidents of violations involving rights of Indigenous peoples	15; 46;
GRI 413: Local Communities 2016		
413-1	Operations with local community engagement, impact assessments and development programs	49 – 50; 70;
413-2	Operations with significant actual and potential negative impacts on local communities	49 – 50; 70;
GRI 416: Customer Health and Safety 2016		
416-1	Assessment of the health and safety impacts of product and service categories	46 – 49; 69 – 70;
416-2	Incidents of non-compliance concerning the health and safety impacts of products and services	69 – 70;
GRI 417: Marketing and Labelling 2016		
417-1	Requirements for product and service information and labeling	46 – 49;
417-2	Incidents of non-compliance concerning product and service information and labeling	69 – 70;
417-3	Incidents of non-compliance concerning marketing communications	69 – 70;
GRI 418: Customer Privacy 2018		
418-1	Substantiated complaints concerning breaches of customer privacy and losses of customer data	56 – 57; 71;

SASB Index

Disclosure		Page no.
Greenhouse Gas Emissions		
Gross global Scope 1 emissions, percentage covered under emissions-limiting regulations		60;
Discussion of long-term and short-term strategy or plan to manage Scope 1 emissions, emissions reduction targets, and an analysis of performance against those targets		29 – 32;
Air Quality		
Air emissions of the following pollutants: (1) NOx (excluding N2O), (2) SOx, (3) particulate matter (PM10), (4) H2S, and (5) volatile organic compounds (VOCs)		32 – 33; 60 – 61;
Energy Management		
(1) Total energy consumed, (2) percentage grid electricity, (3) percentage renewable, (4) total self-generated energy		33 – 34; 61;
Water Management		
(1) Total water withdrawn, (2) total water consumed, percentage of each in regions with High or Extremely High Baseline Water Stress		34 – 35; 61 – 62;
Description of water management risks and discussion of strategies and practices to mitigate those risks		34 – 35;
Number of incidents of non-compliance associated with water quality permits, standards, and regulations		62;
Waste Management		
Amount of hazardous waste generated; percentage recycled		35 – 37; 63 – 66;
Workforce Health & Safety		
(1) Total recordable incident rate (TRIR), (2) fatality rate, and (3) near miss frequency rate (NMFR) for (a) full-time employees and (b) contract employees		68;
Discussion of management systems used to integrate a culture of Safety		42 – 43;
Packaging Lifecycle Management		
(1) Total weight of packaging, (2) percentage made from recycled and/or renewable materials, and (3) percentage that is recyclable, reusable, and/or compostable		36 – 39; 46 – 49;
Discussion of strategies to reduce the environmental impact of packaging throughout its lifecycle		36 – 39; 46 – 49;

Disclosure		Page no.
SASB: Containers and Packaging Standard 2018		
RT-CP-250a.1	Number of recalls issued; total units recalled	69;
RT-CP-250a.2	Discussion of process to identify and manage emerging materials and chemicals of concern	69;
RT-CP-250a.3	Food safety violation	70;

Disclosure		Page no.
SASB: Alcoholic Beverages 2018		
Responsible Drinking & Marketing		
FB-AB-270a.2	Number of incidents of non-compliance with industry or regulatory labeling and/or marketing codes	46 – 49; 70;
FB-AB-270a.3	Total amount of monetary losses as a result of legal proceedings associated with marketing and/or labeling practices	46 – 49; 70;
FB-AB-270a.4	Description of efforts to promote responsible consumption of alcohol	46 – 49;

Disclosure		Page no.
SASB: Processed Foods 2018		
Food Safety		
FB-PF-250a.3	(1) Total number of notices of food safety violation received, (2) percentage corrected	46 – 49; 70;
FB-PF-250a.4	(1) Number of recalls issued and (2) total amount of food product recalled	46 – 49; 70;
Health & Nutrition		
FB-PF-260a.2	Discussion of the process to identify and manage products and ingredients related to nutritional and health concerns among consumers	46 – 49;
Product Labelling & Marketing		
FB-PF-270a.3	Number of incidents of non-compliance with industry or regulatory labeling and/or marketing codes	46 – 49; 69;
FB-PF-270a.4	Total amount of monetary losses as a result of legal proceedings associated with labeling and/or marketing practices	46 – 49; 69;

### Contributions to the UN SDGs

At San Miguel, there are many ways our sustainability programs and initiatives align with the global goals. The following shows how our sustainability agenda and material ESG topics correspond and contribute to the UN SDGs.

Sustainability Themes	Material Topics	Contributing to the Following UN SDGs
Kalikasan (Good for Planet)	Climate Change Action	<div>7 RESPONSIBLE AND CLEAN ENERGY</div> <div>13 CLIMATE ACTION</div>
	Resource Management	<div>6 CLEAN WATER AND SANITATION</div> <div>7 RESPONSIBLE AND CLEAN ENERGY</div> <div>12 RESPONSIBLE CONSUMPTION AND PRODUCTION</div> <div>13 CLIMATE ACTION</div>
	Circular Economy	<div>12 RESPONSIBLE CONSUMPTION AND PRODUCTION</div> <div>13 CLIMATE ACTION</div>
	Biodiversity and Ecosystems	<div>13 CLIMATE ACTION</div> <div>14 LIFE BELOW WATER</div> <div>15 LIFE ON LAND</div>
Kalinga (Good for People)	Human Rights and Labor Practices	<div>3 GOOD HEALTH AND WELL-BEING</div> <div>8 DECENT WORK AND ECONOMIC GROWTH</div> <div>10 REDUCED INEQUALITIES</div>
	Employee Health and Safety	<div>3 GOOD HEALTH AND WELL-BEING</div> <div>8 DECENT WORK AND ECONOMIC GROWTH</div>
	Employee Engagement, Training, and Development	<div>4 QUALITY EDUCATION</div> <div>8 DECENT WORK AND ECONOMIC GROWTH</div>
	Diversity and Inclusion	<div>5 GENDER EQUALITY</div> <div>10 REDUCED INEQUALITIES</div>
	Customer Welfare and Responsibility	<div>3 GOOD HEALTH AND WELL-BEING</div> <div>9 INDUSTRY, INNOVATION AND INFRASTRUCTURE</div> <div>12 RESPONSIBLE CONSUMPTION AND PRODUCTION</div>

	Community Engagement	       
<b>Kasaganahan (Good for Progress)</b>	Sustainable Supply Chain	   
	Business Ethics and Compliance	  
	Risk Management	 
	Digital Transformation	 
	Data Privacy and Security	 

List of Membership Associations

MEMBERSHIPS IN ASSOCIATIONS
Association of Foundations (AF)
Association of Petrochemical Manufacturers of the Philippines (APMP)
Beverage Industry Assoc of the Phils. (BIAP)
Business for Sustainable Development (BSD)
European Chamber of Commerce of the Philippines (ECCP)
Federation of Philippine Industries (FPI)
Go Negosyo
League of Corporate Foundations (LCF)
LPG Industry Association (LPGIA)
Makati Business Club (MBC)
Philippine Alliance for Resource and Materials Sustainability (PARMS)
Philippine Association of Broiler Integrators (PABI)
Philippine Association of Feed Millers Inc. (PAFMI)
Philippine Business for Social Progress (PBSP)
Philippine Chamber of Commerce and Industry (PCCI)
Philippine Chamber of Food Manufacturers Inc. (PCFMI)
Philippine Coalition on Volunteerism Inc. (PhilCV)
Philippine Council for NGO Certification (PCNC)
Philippine Disaster and Resilience Foundation Inc. (PDRF)
Philippine Institute of Petroleum (PIP)
Pollution Control Association of the Philippines (PCAP)

### List of Accreditations and Certifications

LIST OF ACCREDITATIONS AND CERTIFICATIONS		
CERTIFICATIONS	BUSINESS UNIT	FACILITY/LOCATION
<b>ISO 9001:2015</b> Quality Management Systems	<b>GSMI</b>	Cabuyao Plant
		East Pacific Star Bottlers Phils. Cauayan Plant
		Distileria Bago, Inc.
		Ligao Plant
		Mandaue Plant
		Sta. Barbara Plant
	<b>Food</b>	B-Meg Plant - Bataan 1 & 2
		B-Meg Plant - Bukidnon
		B-Meg Plant - Bulacan
		B-Meg Plant - Cebu
		B-Meg Plant - Davao del Sur
		B-Meg Plant - Iloilo 2
		B-Meg Plant - Isabela 1 & 2
		B-Meg Plant - Leyte
		B-Meg Plant - Misamis Oriental 2
		B-Meg Plant - Pangasinan
		B-Meg Plant - Tarlac
		Purefoods-Hormel Cavite Plant
		Ready-to-Eat Plant Sta. Rosa, Laguna
	<b>Packaging</b>	Manila Glass Plant
		Mindanao Corrugated Fibreboard Inc.
		San Fernando Beverage Packaging Plant
	<b>Petron</b>	Amlan, Negros Oriental Sales Office
		Bacolod Terminal
		Batangas Terminal
		Bawing, Gen. Santos Terminal
		Davao Terminal
		Iligan Terminal
		Iloilo Terminal
		Isabel, Leyte Terminal
		Jimenez, Misamis Occ. Terminal
		Joint Oil Companies Aviation Fuel Storage Plant
		Legaspi LPG Facility
		Limay, Bataan Refinery
		Mactan Aviation Fuel Storage
		Mandaue Terminal
		Navotas Terminal
		Nasipit, Agusan del Norte Terminal
		New Lube Oil Blending Plant
		Ormoc Terminal
		Palawan Terminal
		Pasacao, Camarines Sur Sales Office
		Pasig LPG Facility
		Poror, La Union Terminal
		Rosario, Cavite Terminal
		Roxas City, Capiz Terminal
		San Fernando, Pampanga LPG Facility

		Subic Blending Plant
		Tacloban Terminal
		Tagbilaran Sales Office
		Tagoloan Terminal
		Zamboanga Terminal
	<b>SMGP</b>	Limay Power Plant
	<b>SMHC</b>	Manila Toll Expressway Systems, Inc.
		Skyway Operations & Maintenance Corp.
	<b>NCC</b>	Pangasinan Plant
	<b>SMITS</b>	SMC Data Center
	<b>SMCSL</b>	Harbor Center
<b>ISO 14001:2015</b> Environmental Management Systems	<b>GSMI</b>	Mandaue Plant
		Sta. Barbara Plant
	<b>Food</b>	Purefoods-Hormel Cavite Plant
	<b>Petron</b>	Amlan, Negros Oriental Sales Office
		Bacolod Terminal
		Batangas Terminal
		Bawing, Gen. Santos Terminal
		Davao Terminal
		Iligan Terminal
		Iloilo Terminal
		Isabel, Leyte Terminal
		Jimenez, Misamis Occ. Terminal
		Joint Oil Companies Aviation Fuel Storage Plant
		Legaspi LPG Facility
		Limay, Bataan Refinery
		Mactan Aviation Fuel Storage
		Mandaue Terminal
		Nasipit, Agusan del Norte Terminal
		Navotas Terminal
		Ormoc Terminal
		Palawan Terminal
		Pasacao, Camarines Sur Sales Office
		Pasig LPG Facility
		Poros, La Union Terminal
		Rosario, Cavite Terminal
		Roxas City, Capiz Terminal
		San Fernando, Pampanga LPG Facility
		Subic Blending Plant
		Tacloban Terminal
		Tagbilaran Sales Office
		Tagoloan Terminal
		Zamboanga Terminal
	<b>SMGP</b>	Limay Power Plant
		Masinloc Power Plant
	<b>SMHC</b>	Manila Toll Expressway Systems, Inc.
		Skyway Operations & Maintenance Corp.
	<b>NCC</b>	Pangasinan Plant
	<b>SMCSL</b>	Harbor Center
<b>ISO 17025:2017</b> General Requirements for the Competence of Testing and Calibration Laboratories	<b>SMB</b>	Polo Brewery - Central Analytical Laboratory

<b>ISO 22000:2018</b> Food Safety Management Systems	<b>GSMI</b>	East Pacific Star Bottlers Phils. Cauayan Plant
<b>ISO 22301:2019</b> Business Continuity Management Systems	<b>SMGP</b>	Malita Power Plant
<b>ISO 45001:2018</b> Occupational Health & Safety Management System	<b>Petron</b>	Amlan, Negros Oriental Sales Office
		Bacolod Terminal
		Batangas Terminal
		Bawing, Gen. Santos Terminal
		Davao Terminal
		Iligan Terminal
		Iloilo Terminal
		Isabel, Leyte Terminal
		Jimenez, Misamis Occ. Terminal
		Joint Oil Companies Aviation Fuel Storage Plant
		Legaspi LPG Facility
		Limay, Bataan Refinery
		Mactan Aviation Fuel Storage
		Mandaue Terminal
		Nasipit, Agusan del Norte Terminal
		Navotas Terminal
		Ormoc Terminal
		Palawan Terminal
		Pasacao, Camarines Sur Sales Office
		Pasig LPG Facility
		Poros, La Union Terminal
		Rosario, Cavite Terminal
		Roxas City, Capiz Terminal
		San Fernando, Pampanga LPG Facility
		Subic Blending Plant
		Tacloban Terminal
		Tagbilaran Sales Office
		Tagoloan Terminal
		Zamboanga Terminal
	<b>SMGP</b>	Limay Power Plant
		Masinloc Power Plant
	<b>SMHC</b>	Manila Toll Expressway Systems, Inc.
		Skyway Operations & Maintenance Corp.
	<b>NCC</b>	Pangasinan Plant
	<b>SMCSL</b>	Harbor Center
<b>ISO 55001:2014</b> Asset Management System	<b>SMGP</b>	Malita Power Plant
<b>ISPS CODE</b> International Ship & Port Facility Security Code	<b>Petron</b>	Bacolod Terminal
		Batangas Terminal
		Bawing, Gen. Santos Terminal
		Davao Terminal
		Iloilo Terminal
		Iligan Terminal
		Mactan Aviation Fuel Storage
		Mandaue Terminal
		Navotas Terminal
		Ormoc Terminal
		Palawan Terminal

		Rosario, Cavite Terminal
		Roxas City, Capiz Terminal
		Tagoloan Terminal
		Zamboanga Terminal
<b>2022-2026 SDMP &amp; 2022 Annual SDMP</b> Social Development & Management Program	<b>NCC</b>	Pangasinan Plant
<b>FSSC 22000 v5.1</b> Food Safety Management System	<b>SMB</b>	Polo Brewery
	<b>GSMI</b>	Distileria Bago, Inc.
	<b>Food</b>	Magnolia Plant Cavite
		Purefoods-Hormel Cavite Plant
		Ready-to-Eat Plant Sta. Rosa, Laguna
		San Miguel Mills, Inc. Mabini Plant
		San Miguel Mills, Inc. Tabangao Plant
	<b>Packaging</b>	Can Asia, Inc.
		Cebu Glass Plant
		Manila Glass Plant
		Metal Closure & Lithography Plant Cebu
		Metal Closure & Lithography Plant San Fernando
		Rightpak Plant
		San Fernando Beverage Packaging Plant
		San Miguel Yamamura Glass Plant
<b>HACCP</b> Hazard Analysis Critical Control Points	<b>SMB</b>	Bacolod Brewery
		Davao Brewery
		Mandaue Brewery
		Polo Brewery
		San Fernando Brewery
		Sta. Rosa Brewery
		Tagoloan Brewery
	<b>GSMI</b>	Distileria Bago, Inc.
	<b>Food</b>	Magnolia Plant Cavite
		Magnolia Ice Cream Plant
		Purefoods-Hormel Cavite Plant
		Ready-to-Eat Plant Sta. Rosa, Laguna
		San Miguel Mills, Inc. Mabini Plant
		San Miguel Mills, Inc. Tabangao Plant
<b>GMP</b> Standards for Good Manufacturing Practices	<b>SMB</b>	Bacolod Brewery
		Davao Brewery
		Mandaue Brewery
		Polo Brewery
		San Fernando Brewery
		Sta. Rosa Brewery
		Tagoloan Brewery
	<b>GSMI</b>	Distileria Bago, Inc.
	<b>Food</b>	Magnolia Plant Cavite
		Magnolia Ice Cream Plant
		Magnolia Poultry Products Plant Camarines Sur
		Purefoods-Hormel Cavite Plant
		Ready-to-Eat Plant Sta. Rosa, Laguna
		San Miguel Mills, Inc. Mabini Plant
		San Miguel Mills, Inc. Tabangao Plant



# List of Abbreviations

Abbreviation	Meaning
BankCom	Bank of Commerce
BESS	Battery Energy Storage Systems
BU	Business Unit
CBA	Collective Bargaining Agreement
CCR	Coal Combustion Residuals
CHR	Corporate Human Resources
CO2	Carbon Dioxide
COP	Compliance Officers for Privacy
COP27	27th UN Conference of the Parties
CPD	Continuing Professional Education
CSR	Corporate Social Responsibility
DBI	Distileria Bago, Inc.
DENR	Department of Natural Resources
DOLE	Department of Labor and Employment
DPO	Data Protection Officer
DPSO	Data Privacy and Security Office
EMB	Environmental Management Bureau
EMDP	Executive Management Development Program
EPR	Extended Producer Responsibility
ERM	Enterprise Risk Management
ESG	Environmental, Social, and Governance
FDA	Food and Drug Administration
GHG	Greenhouse Gas
GRI	Global Reporting Initiative
HELE	High Efficiency and Low Emissions
HMO	Health Maintenance Organization
IMS	Integrated Management Systems
IP	Indigenous Peoples
IPPA	Independent Power Producer Agreement
ISO	International Organization for Standardization
IUCN	International Union for Conservation of Nature
LCWDC	Luzon Clean Water Development Corporation
LGU	Local Government Unit
LMDP	Leadership and Management Development Program
LNG	Liquefied Natural Gas
LR	Labor Relations
MWSS	Metropolitan Waterworks and Sewerage System
NAB	Non-Alcoholic Beverages
NAIAx	NAIA Expressway
NALEX	Northern Access Link Expressway
NCC	Northern Cement Corporation
NIPAS	National Integrated Protected Area System
NMIA	New Manila International Airport
NOx	Nitrogen Oxide
OSH	Occupational Safety and Health
OSHA	Occupational Safety and Health Administration
PAREX	Pasig River Expressway
PDEX	Philippine Dealing & Exchange Corp.

PET	Polyethylene terephthalate
PFI	Petron Foundation, Inc.
PHC	Purefoods-Hormel Corporation
PNS	Philippine National Standards
PRC	Professional Regulation Commission
PSE	Philippine Stock Exchange
PwC	PricewaterhouseCoopers
RE	Renewable Energy
RT-PCR	Reverse Transcription Polymerase Chain Reaction
SALEX	Southern Access Link Expressway
SASB	Sustainability Accounting Standards Board
SEED	School for Experiential and Entrepreneurial Development
SLEX	South Luzon Expressway
SMB	San Miguel Brewery, Inc.
SMC	San Miguel Corporation
SMCACDC	SMC Asia Car Distributors Corp.
SMCSL	SMC Shipping and Lighterage Inc.
SMEII	San Miguel Equity Investment Inc.
SMF	San Miguel Foods (refers to the Food Division of SMFB)
SMFB	San Miguel Food and Beverage Inc
SMFG	San Miguel Food Group (also refers to the Food Division of SMFB)
SMFI	San Miguel Foods, Inc.
SMGP	San Miguel Global Power Holdings Corp.
SMHC	San Miguel Holdings Corporation
SMILSI	San Miguel Integrated Logistics Services, Inc.
SMITS	San Miguel Information Technology Services, Inc.
SMMI	San Miguel Mills, Inc.
SMPI	San Miguel Properties Inc.
SMYPC	San Miguel Yamamura Packaging Corporation
SOx	Sulfur Oxides
STAR	Southern Tagalog Arterial Road
TCFD	Task Force for Carbon Related Disclosure
TPLEX	Tarlac-Pangasinan-La Union Expressway
TRB	Toll Regulatory Board
UN SDGs	United Nations Sustainable Development Goals

### List of Measurements

Measurement	Meaning
GJ	Gigajoule
HA	Hectares
KG	Kilograms
M2	Square Meters
ML	Million Liters
Mn	Million
MT	Metric Ton
MT CO <sub>2</sub> e	Metric Ton of Carbon Dioxide Equivalent
MW	Megawatt
No.	Number
PhP	Philippine Peso

## List of Filipino Words

Filipino Word	English Translation
<i>Malasakit</i>	The Filipino word "malasakit" is a term that conveys a deep sense of concern, care, and empathy towards others. It is often used to describe a willingness to go beyond what is required to achieve a goal.
<i>Walang Iwanan</i>	The Filipino phrase "walang iwanan" literally translates to "no one left behind". The phrase embodies collective effort, where everyone works together towards a common goal, and no one is left behind or excluded.
<i>Libreng Sakay</i>	The Filipino phrase "Libreng Sakay" means "free ride". During the COVID-19 pandemic, Libreng Sakay became an important service of the Philippine government in helping Filipinos move around during lockdown. It provided Filipinos, especially medical frontliners and essential workers, with safe and free transportation to access essential services, maintain livelihoods, and move around despite the challenging circumstances.
<i>Brigada Eskwela</i>	The Filipino phrase "Brigada Eskwela" is "School Brigade" in English. This refers to a national program in the Philippines that encourages volunteerism and community involvement in preparing public elementary and high schools before the start of the academic year. Prior to the start of classes, parents, teachers, students, civic groups, and volunteers come together to clean, repair, and beautify public schools in the area. They paint classrooms, repair desks and chairs, clean windows and floors, and plant trees and flowers. The program also involves the preparation of emergency kits and the conduct of disaster drills to ensure that schools are ready to respond in case of emergencies. Brigada Eskwela is a testament to the Filipinos' commitment to ensuring that every child has access to a safe and conducive learning environment.
<i>Kababayan</i>	The Filipino word "kababayan" is a term that refers to a fellow countryman. It is a word that fosters a sense of community and solidarity among Filipinos, whether we are in our home country or living abroad.
<i>Ugnayan</i>	The Filipino word "ugnayan" translates to "connection" or "linkage". It is used in the context of establishing and maintaining relationships between individuals, organizations, or communities. It can also refer to the act of coordinating or collaborating with others towards a common goal. In this sense, it underscores the importance of working together and pooling resources to achieve a desired outcome.
<i>Kalikasan</i>	The Filipino word "kalikasan" refers to nature or Mother Earth. It is a term that is deeply ingrained in Filipino culture, as our country is known for its diverse and rich natural resources, including its forests, mountains, and bodies of water. It highlights the importance of preserving and protecting the natural world for future generations. It is a word that evokes a sense of awe and appreciation for the beauty and complexity of the natural world, as well as a sense of responsibility to protect it.
<i>Kalinga</i>	The Filipino word "kalinga" is a word that connotes care or compassion for people, particularly for those who are vulnerable or in need. The concept of kalinga embodies the Filipino value of "bayanihan" or collective effort, which is the Filipino tradition of community and mutual support, especially in times of challenges. Kalinga also means protecting or guarding, especially keeping someone safe from harm or danger.
<i>Kasaganahan</i>	The Filipino word "kasaganahan" refers to abundance, prosperity, or plenty. It is a word that conveys a sense of great prosperity, whether in terms of resources or opportunities. Kasaganahan is a word that is often used to describe the potential for growth and development in the Philippines. The word further embodies the Filipino value of optimism and resilience, as it suggests a belief in the abundance of opportunities and resources available to those who work hard and persevere in life. Overall, kasaganahan celebrates the abundance and richness of life and encourages people to be generous and giving towards others.
<i>Puno ng Buhay</i>	Trees of Life

